

(12) INTERNATIONAL APPLICATION PUBLISHED UNDER THE PATENT COOPERATION TREATY (PCT)

(19) World Intellectual Property Organization
International Bureau



(43) International Publication Date
30 November 2000 (30.11.2000)

PCT

(10) International Publication Number
WO 00/71703 A2

- (51) International Patent Classification⁷: C12N 15/11
- (21) International Application Number: PCT/IB00/01252
- (22) International Filing Date: 3 May 2000 (03.05.2000)
- (25) Filing Language: English
- (26) Publication Language: English
- (30) Priority Data:
60/132,287 3 May 1999 (03.05.1999) US
- (71) Applicant: METHYLGENE INC. [CA/CA]; 7220 Fed-
erick Banting, St. Laurent, Quebec H4S 2A1 (CA).
- (72) Inventors: MACLEOD, Alan, R.; 67 Hallowell Street,
Westmount, Quebec H3Z 2E8 (CA). LI, Zuomei; 22 Oriole
Street, Kirkland, Quebec H9H 3X3 (CA). BESTERMAN,
Jeffrey, M.; 51 Gray Crescent, Baie d'Urfe, Quebec H9X
3V3 (CA).
- (81) Designated States (*national*): AE, AL, AM, AT, AU, AZ,
BA, BB, BG, BR, BY, CA, CH, CN, CR, CU, CZ, DE, DK,
DM, EE, ES, FI, GB, GD, GE, GH, GM, HR, HU, ID, IL,
IN, IS, JP, KE, KG, KP, KR, KZ, LC, LK, LR, LS, LT, LU,
LV, MA, MD, MG, MK, MN, MW, MX, NO, NZ, PL, PT,
RO, RU, SD, SE, SG, SI, SK, SL, TJ, TM, TR, TT, TZ, UA,
UG, UZ, VN, YU, ZA, ZW.
- (84) Designated States (*regional*): ARIPO patent (GH, GM,
KE, LS, MW, SD, SL, SZ, TZ, UG, ZW), Eurasian patent
(AM, AZ, BY, KG, KZ, MD, RU, TJ, TM), European patent
(AT, BE, CH, CY, DE, DK, ES, FI, FR, GB, GR, IE, IT, LU,
MC, NL, PT, SE), OAPI patent (BF, BJ, CF, CG, CI, CM,
GA, GN, GW, ML, MR, NE, SN, TD, TG).

Published:

— Without international search report and to be republished upon receipt of that report.

For two-letter codes and other abbreviations, refer to the "Guidance Notes on Codes and Abbreviations" appearing at the beginning of each regular issue of the PCT Gazette.



WO 00/71703 A2

(54) Title: INHIBITION OF HISTONE DEACETYLASE

(57) Abstract: The invention relates to the inhibition of histone deacetylase expression and enzymatic activity and, in particular, to the inhibition of a specific histone deacetylase. The invention also relates to compositions comprising antisense oligonucleotides and methods of using the same to inhibit a histone deacetylase. Also disclosed are methods for identifying a histone deacetylase involved in induction of cell proliferation, and methods for identifying compounds that interact with and reduce the enzymatic activity of such a histone deacetylase.

INHIBITION OF HISTONE DEACETYLASE

RELATED APPLICATIONS

5 This application claims priority from U.S. provisional application serial number 60/132,287, filed on May 3, 1999, which is hereby incorporated by reference in its entirety.

BACKGROUND OF THE INVENTION

Field of the Invention

10 This invention relates to the inhibition of histone deacetylase expression and enzymatic activity.

Summary of the Related Art

 Deacetylation of the core histones H1-H4 is mediated by a two related families of
15 enzymes called the histone deacetylases. One family of histone deacetylases includes HDAC-1, HDAC-2, and HDAC-3. A second family of histone deacetylases includes HDAC-4 (formerly HDAC-A), HDAC-5 (formerly HDAC-B), HDAC-C, HDAC-D, and HDAC-E. Histone deacetylase activity is thought to modulate the accessibility of transcription factors to enhancer and promoter elements. Indeed, an enrichment of underacetylated histone H4 has
20 been found in transcriptionally silent regions of the genome (Taunton et al., Science 272: 408-411, 1996).

 Functional histone deacetylases have been implicated as a requirement in cell cycle progression in both normal and neoplastic cells. Trichostatin A (TCA), an antibiotic isolated from *Streptomyces*, has been shown to inhibit histone deacetylase activity and arrest cell
25 cycle progression in cells in the G1 and G2 phases (Yoshida et al., J. Biol. Chem. 265: 17174-17179, 1990; Yoshida et al., Exp. Cell Res. 177: 122-131, 1988). Other inhibitors of histone deacetylase activity, including trichostatin C, trapoxin, depudecin, suberoylanilide hydroxamic acid (SAHA), FR901228 (Fujisawa Pharmaceuticals), and butyrate, have been found to similarly inhibit cell cycle progression in cells (Taunton et al., Science 272: 408-
30 411, 1996; Kijima et al., J. Biol. Chem. 268(30):22429-22435, 1993; Kwon et al., Proc. Natl. Acad. Sci. USA 95(7):3356-61, 1998).

The known inhibitors of histone deacetylase are all natural product and are all small molecules that inhibit histone deacetylase activity at the protein level. Moreover, all of the known histone deacetylase inhibitors are non-specific for a particular histone deacetylase enzyme, and more or less inhibit all members of both the histone deacetylase families
5 equally.

Therefore, there remains a need to develop reagents for inhibiting histone deacetylases at a genetic level, as well as for inhibiting expression of a specific histone deacetylase. There is also a need for the development of methods for using these reagents to identify and inhibit a specific histone deacetylase involved in tumorigenesis.

BRIEF SUMMARY OF THE INVENTION

The invention provides methods and reagents for inhibiting histone deacetylases at a nucleic acid level, as well as for inhibiting expression of a specific histone by inhibiting expression at the nucleic acid level. The invention allows the identification of and specific
5 inhibition of a specific histone deacetylase involved in tumorigenesis.

Accordingly, in a first aspect, the invention provides an antisense oligonucleotide that inhibits the expression of a histone deacetylase. In certain embodiments of this aspect of the invention, the histone deacetylase is HDAC-1, HDAC-2, HDAC-3, HDAC-4, HDAC-5, HDAC-C, HDAC-D, or HDAC-E. In certain other embodiments, the oligonucleotide inhibits
10 more than one histone deacetylase, or the oligonucleotide inhibits all histone deacetylases. Preferably, the oligonucleotide is a chimeric oligonucleotide or a hybrid oligonucleotide.

In certain preferred embodiments of the first aspect of the invention, the oligonucleotide inhibits transcription of a nucleic acid molecule encoding the histone deacetylase. The nucleic acid molecule may be genomic DNA (*e.g.*, a gene), cDNA, or
15 RNA. In other embodiments, the oligonucleotide inhibits translation of the histone deacetylase.

In various embodiments of the first aspect of the invention, the antisense oligonucleotide has at least one internucleotide linkage selected from the group consisting of phosphorothioate, phosphorodithioate, alkylphosphonate, alkylphosphonothioate,
20 phosphotriester, phosphoramidate, siloxane, carbonate, carboxymethylester, acetamidate, carbamate, thioether, bridged phosphoramidate, bridged methylene phosphonate, bridged phosphorothioate and sulfone internucleotide linkages. In certain embodiments, the oligonucleotide comprises a ribonucleotide or 2'-O-substituted ribonucleotide region and a deoxyribonucleotide region.

25 In a second aspect, the invention provides a method for inhibiting a histone deacetylase in a cell comprising contacting the cell with the antisense oligonucleotide of the first aspect of the invention. In certain preferred embodiments of the second aspect of the invention, cell proliferation is inhibited in the contacted cell. In preferred embodiments, the cell is a neoplastic cell which may be in an animal, including a human, and which may be in a
30 neoplastic growth. In certain preferred embodiments, the method of the second aspect of the invention further comprises contacting the cell with a histone deacetylase protein inhibitor

that interacts with and reduces the enzymatic activity of the histone deacetylase. Preferably, the histone deacetylase protein inhibitor is operably associated with the antisense oligonucleotide.

5 In a third aspect, the invention provides a method for inhibiting neoplastic cell growth in an animal comprising administering to an animal having at least one neoplastic cell present in its body a therapeutically effective amount of the antisense oligonucleotide of the first aspect of the invention with a pharmaceutically acceptable carrier for a therapeutically effective period of time.

10 In certain preferred embodiments of the third aspect of the invention, the method further comprises administering to the animal a therapeutically effective amount of a histone deacetylase protein inhibitor that interacts with and reduces the enzymatic activity of the histone deacetylase with a pharmaceutically acceptable carrier for a therapeutically effective period of time. Preferably, the histone deacetylase protein inhibitor is operably associated with the antisense oligonucleotide.

15 In a fourth aspect, the invention provides a method for identifying a histone deacetylase that is involved in induction of cell proliferation comprising contacting a cell with an antisense oligonucleotide that inhibits the expression of a histone deacetylase, wherein inhibition of cell proliferation in the contacted cell identifies the histone deacetylase as a histone deacetylase that is involved in induction of cell proliferation. In certain preferred
20 embodiments, the cell is a neoplastic cell, and the induction of cell proliferation is tumorigenesis. In preferred embodiments, the histone deacetylase is HDAC-1, HDAC-2, HDAC-3, HDAC-4, HDAC-5, HDAC-C, HDAC-D, or HDAC-E.

In a fifth aspect, the invention provides a method for identifying a histone deacetylase protein inhibitor that inhibits a histone deacetylase that is involved in induction of cell
25 proliferation comprising contacting a histone deacetylase identified by the method of the fourth aspect of the invention with a candidate compound and measuring the enzymatic activity of the contacted histone deacetylase, wherein a reduction in the enzymatic activity of the contacted histone deacetylase identifies the candidate compound as a histone deacetylase protein inhibitor that inhibits a histone deacetylase that is involved in induction of cell
30 proliferation. In certain preferred embodiments, the histone deacetylase protein inhibitor interacts with and reduces the enzymatic activity of fewer than all histone deacetylases.

In a sixth aspect, the invention provides a method for identifying a histone deacetylase that is involved in induction of cell differentiation comprising contacting a cell with an antisense oligonucleotide that inhibits the expression of a histone deacetylase, wherein induction of differentiation in the contacted cell identifies the histone deacetylase as a histone deacetylase that is involved in induction of cell differentiation. In certain preferred 5 embodiments, the cell is a neoplastic cell. In preferred embodiments, the histone deacetylase is HDAC-1, HDAC-2, HDAC-3, HDAC-4, HDAC-5, HDAC-C, HDAC-D, or HDAC-E.

In a seventh aspect, the invention provides a method for identifying a histone deacetylase protein inhibitor that inhibits a histone deacetylase that is involved in induction 10 of cell differentiation comprising contacting a histone deacetylase identified by the method of the sixth aspect of the invention with a candidate compound and measuring the enzymatic activity of the contacted histone deacetylase, wherein a reduction in the enzymatic activity of the contacted histone deacetylase identifies the candidate compound as a histone deacetylase protein inhibitor that inhibits a histone deacetylase that is involved in induction of cell 15 differentiation. In certain preferred embodiments, the histone deacetylase protein inhibitor interacts with and reduces the enzymatic activity of fewer than all histone deacetylases.

In an eighth aspect, the invention provides a histone deacetylase protein inhibitor identified by the method of the fifth or the seventh aspects of the invention. Preferably, the histone deacetylase protein inhibitor is substantially pure.

20 In a ninth aspect, the invention provides a method for inhibiting cell proliferation in a cell comprising contacting a cell with at least two of the reagents selected from the group consisting of an antisense oligonucleotide that inhibits a histone deacetylase, a histone deacetylase protein inhibitor, an antisense oligonucleotide that inhibits a DNA methyltransferase, and a DNA methyltransferase protein inhibitor. In one embodiment, the 25 inhibition of cell growth of the contacted cell is greater than the inhibition of cell growth of a cell contacted with only one of the reagents. In certain embodiments, each of the reagents selected from the group is substantially pure. In preferred embodiments, the cell is a neoplastic cell. In yet additional preferred embodiments, the reagents selected from the group are operably associated.

30 According to the invention, reagents found to specifically inhibit a histone deacetylase involved in neoplasia may be used as therapeutic agents to inhibit neoplastic cell growth in

patients suffering from neoplasia. For example, an antisense oligonucleotide that inhibits the expression of a histone deacetylase may be administered with a pharmaceutically-acceptable carrier (*e.g.*, physiological sterile saline solution) via any route of administration to a patient suffering from neoplasia or hyperplasia in an attempt to alleviate any resulting disease

5 symptom (*e.g.*, death). Likewise, an antisense oligonucleotide that inhibits the expression of a histone deacetylase may be incorporated into a gene therapy expression vector (*e.g.*, a replication-deficient adenoviral vector), and phage particles carrying such vectors may be delivered with a pharmaceutically-acceptable carrier directly to the cells of the neoplastic or hyperplastic growth. Pharmaceutically-acceptable carriers and their formulations are well-

10 known and generally described in, for example, Remington's Pharmaceutical Sciences (18th Edition, ed. A. Gennaro, Mack Publishing Co., Easton, PA, 1990).

BRIEF DESCRIPTION OF THE DRAWINGS

Figure 1 is a graphic representation of a Northern blotting analysis showing the dose-dependent abilities of representative, nonlimiting, synthetic oligonucleotides according to the invention that specifically bind to either HDAC-1-encoding nucleic acid or both HDAC-1- and HDAC-2-encoding nucleic acids to inhibit expression of HDAC-1 mRNA or both HDAC-1 mRNA and HDAC-2 mRNA, respectively.

Figure 2 is a graphic representation of a Northern blotting analysis showing the dose-dependent abilities of representative, nonlimiting, synthetic oligonucleotides according to the invention that specifically bind to HDAC-2-encoding nucleic acid to inhibit expression of HDAC-2 mRNA.

Figure 3 is a graphic representation of a Western blotting analysis showing the abilities of representative, nonlimiting, synthetic oligonucleotides according to the invention that specifically bind to HDAC-2-encoding nucleic acid to specifically inhibit expression of HDAC-2 protein.

Figure 4 is a graphic representation of a Western blotting analysis showing the abilities of representative, nonlimiting, synthetic oligonucleotides according to the invention that specifically bind to either HDAC-1-encoding nucleic acid or both HDAC-1- and HDAC-2-encoding nucleic acid to inhibit expression of HDAC-1 protein or both HDAC-1 protein and HDAC-2 protein, respectively. Mismatched synthetic oligonucleotides were used as negative controls. Equal loading of all lanes is evidenced by the equivalent expression of actin.

DETAILED DESCRIPTION OF THE PREFERRED EMBODIMENTS

The invention provides methods and reagents for inhibiting a histone deacetylase at a nucleic acid level, as well as for inhibiting a specific histone deacetylase at the nucleic acid level. The reagents described herein that inhibit histone deacetylase at the nucleic acid level
5 (*i.e.*, inhibiting transcription and translation) allows the identification of a specific histone deacetylase which is involved in neoplasia. Moreover, therapeutical compositions for treating and/or alleviating the symptoms of neoplasia may be developed using the reagents of the invention that specifically inhibit a particular histone deacetylase involved in neoplasia.

The reagents according to the invention are useful as analytical tools and as
10 therapeutic tools, including as gene therapy tools. The invention also provides methods and compositions which may be manipulated and fine-tuned to fit the condition(s) to be treated while producing fewer side effects. The patent and scientific literature referred to herein establishes knowledge that is available to those with skill in the art. The issued patents, applications, and references, including GenBank database sequences, that are cited herein are
15 hereby incorporated by reference to the same extent as if each was specifically and individually indicated to be incorporated by reference.

In a first aspect, the invention provides an antisense oligonucleotide that inhibits the expression of a histone deacetylase. In certain embodiments of this aspect of the invention, the histone deacetylase is HDAC-1, HDAC-2, HDAC-3, HDAC-4, HDAC-5, HDAC-C,
20 HDAC-D, or HDAC-E. In certain embodiments, the oligonucleotide inhibits more than one histone deacetylase, or the oligonucleotide inhibits all histone deacetylases.

The antisense oligonucleotides according to the invention are complementary to a region of RNA or double-stranded DNA that encodes a histone deacetylase. For purposes of the invention, the term "oligonucleotide" includes polymers of two or more
25 deoxyribonucleosides, ribonucleosides, or 2'-O-substituted ribonucleoside residues, or any combination thereof. Preferably, such oligonucleotides have from about 8 to about 50 nucleoside residues, and most preferably from about 12 to about 30 nucleoside residues. The nucleoside residues may be coupled to each other by any of the numerous known internucleoside linkages. Such internucleoside linkages include without limitation
30 phosphorothioate, phosphorodithioate, alkylphosphonate, alkylphosphonothioate, phosphotriester, phosphoramidate, siloxane, carbonate, carboxymethylester, acetamidate,

carbamate, thioether, bridged phosphoramidate, bridged methylene phosphonate, bridged phosphorothioate, and sulfone internucleotide linkages. In certain preferred embodiments, these internucleoside linkages may be phosphodiester, phosphotriester, phosphorothioate, or phosphoramidate linkages, or combinations thereof. The term oligonucleotide also
5 encompasses such polymers having chemically modified bases or sugars and/or having additional substituents, including without limitation lipophilic groups, intercalating agents, diamines, and adamantane. For purposes of the invention the term "2'-O-substituted" means substitution of the 2' position of the pentose moiety with an -O-lower alkyl group containing 1-6 saturated or unsaturated carbon atoms, or with an -O-aryl or allyl group having 2-6
10 carbon atoms, wherein such alkyl, aryl, or allyl group may be unsubstituted or may be substituted, *e.g.*, with halo, hydroxy, trifluoromethyl, cyano, nitro, acyl, acyloxy, alkoxy, carboxyl, carbalkoxyl, or amino groups; or such 2' substitution may be with a hydroxy group (to produce a ribonucleoside), an amino or a halo group, but not with a 2'-H group.

For purposes of the invention, the term "complementary" means having the ability to
15 hybridize to a genomic region, a gene, or an RNA transcript thereof under physiological conditions. Such hybridization is ordinarily the result of base-specific hydrogen bonding between complementary strands, preferably to form Watson-Crick or Hoogsteen base pairs, although other modes of hydrogen bonding, as well as base stacking can lead to hybridization. As a practical matter, such hybridization can be inferred from the observation
20 of specific gene expression inhibition, which may be at the level of transcription or translation (or both).

Particularly preferred antisense oligonucleotides utilized in this aspect of the invention include chimeric oligonucleotides and hybrid oligonucleotides.

For purposes of the invention, a "chimeric oligonucleotide" refers to an
25 oligonucleotide having more than one type of internucleoside linkage. One preferred embodiment of such a chimeric oligonucleotide is a chimeric oligonucleotide comprising a phosphorothioate, phosphodiester or phosphorodithioate region, preferably comprising from about 2 to about 12 nucleotides, and an alkylphosphonate or alkylphosphonothioate region (see *e.g.*, Pederson *et al.* U.S. Patent Nos. 5,635,377 and 5,366,878). Preferably, such
30 chimeric oligonucleotides contain at least three consecutive internucleoside linkages selected from phosphodiester and phosphorothioate linkages, or combinations thereof.

For purposes of the invention, a "hybrid oligonucleotide" refers to an oligonucleotide having more than one type of nucleoside. One preferred embodiment of such a hybrid oligonucleotide comprises a ribonucleotide or 2'-O-substituted ribonucleotide region, preferably comprising from about 2 to about 12 2'-O-substituted nucleotides, and a
5 deoxyribonucleotide region. Preferably, such a hybrid oligonucleotide will contain at least three consecutive deoxyribonucleosides and will also contain ribonucleosides, 2'-O-substituted ribonucleosides, or combinations thereof (see *e.g.*, Metelev and Agrawal, U.S. Patent No. 5,652,355).

The exact nucleotide sequence and chemical structure of an antisense oligonucleotide
10 utilized in the invention can be varied, so long as the oligonucleotide retains its ability to inhibit expression of a histone deacetylase. This is readily determined by testing whether the particular antisense oligonucleotide is active by quantitating the amount of mRNA encoding a histone deacetylase, quantitating the amount of histone deacetylase protein, quantitating the histone deacetylase enzymatic activity, or quantitating the ability of histone deacetylase to
15 inhibit cell growth in a an *in vitro* or *in vivo* cell growth assay, all of which are described in detail in this specification.

Antisense oligonucleotides utilized in the invention may conveniently be synthesized on a suitable solid support using well-known chemical approaches, including H-phosphonate chemistry, phosphoramidite chemistry, or a combination of H-phosphonate chemistry and
20 phosphoramidite chemistry (*i.e.*, H-phosphonate chemistry for some cycles and phosphoramidite chemistry for other cycles). Suitable solid supports include any of the standard solid supports used for solid phase oligonucleotide synthesis, such as controlled-pore glass (CPG) (see, *e.g.*, Pon, R. T., *Methods in Molec. Biol.* 20: 465-496, 1993).

Antisense oligonucleotides according to the invention are useful for a variety of
25 purposes. For example, they can be used as "probes" of the physiological function of histone deacetylase by being used to inhibit the activity of histone deacetylase in an experimental cell culture or animal system and to evaluate the effect of inhibiting such histone deacetylase activity. This is accomplished by administering to a cell or an animal an antisense oligonucleotide that inhibits histone deacetylase expression according to the invention and
30 observing any phenotypic effects. In this use, the antisense oligonucleotides according to the invention is preferable to traditional "gene knockout" approaches because it is easier to use,

and can be used to inhibit histone deacetylase activity at selected stages of development or differentiation. Thus, the method according to the invention can serve as a probe to test the role of histone deacetylation in various stages of development.

Preferred antisense oligonucleotides of the invention inhibit either the transcription of
5 a nucleic acid molecule encoding the histone deacetylase, or the translation of a nucleic acid molecule encoding the histone deacetylase. Histone deacetylase-encoding nucleic acids may be RNA or double stranded DNA regions and include, without limitation, intronic sequences, untranslated 5' and 3' regions, intron-exon boundaries as well as coding sequences from a histone deacetylase family member gene. For human sequences, see *e.g.*, Yang et al., Proc.
10 Natl. Acad. Sci. USA 93(23): 12845-12850, 1996; Furukawa et al., Cytogenet. Cell Genet. 73(1-2): 130-133, 1996; Yang et al., J. Biol. Chem. 272(44): 28001-28007, 1997; Betz et al., Genomics 52(2): 245-246, 1998; Taunton et al., Science 272(5260): 408-411, 1996; and Dangond et al., Biochem. Biophys. Res. Commun. 242(3): 648-652, 1998).

Particularly preferred non-limiting examples of antisense oligonucleotides of the
15 invention are complementary to regions of RNA or double-stranded DNA encoding a histone deacetylase (*e.g.*, HDAC-1, HDAC-2, HDAC-3, HDAC-4, HDAC-5, HDAC-C, HDAC-D, or HDAC-E). The antisense oligonucleotides according to the invention are complementary to regions of RNA or double-stranded DNA that encode HDAC-1, HDAC-2, HDAC-3, HDAC-4, HDAC-5, HDAC-C, HDAC-D, and/or HDAC-E. The sequence of human HDAC-1 can be
20 found in GenBank Accession No. U50079 (amino acid sequence in SEQ ID NO:24; nucleic acid sequence in SEQ ID NO:25. The sequence of human HDAC-2 can be found in GenBank Accession No. U31814 (amino acid sequence in SEQ ID NO: 26; nucleic acid sequence in SEQ ID NO: 27). The sequence of human HDAC-3 can be found in GenBank Accession No. U75697 (amino acid sequence in SEQ ID NO: 28; nucleic acid sequence in
25 SEQ ID NO: 29). The sequence of human HDAC-4 (formerly human HDAC-A) in GenBank Accession No. AB006626 (amino acid sequence in SEQ ID NO: 30; nucleic acid sequence in SEQ ID NO: 31). The sequence of human HDAC-5 (formerly human HDAC-B) can be found in GenBank Accession No. AB011172 (amino acid sequence in SEQ ID NO: 32; nucleic acid sequence in SEQ ID NO: 33). The sequence of human HDAC-C can be found in
30 GenBank Accession No. AC004994 (amino acid sequence in SEQ ID NO: 34; nucleic acid

sequence in SEQ ID NO: 35). The sequence of human HDAC-D can be found in GenBank Accession No. AC004466 (nucleic acid sequence in SEQ ID NO: 36).

The sequences encoding histone deacetylases from many non-human animal species are also known (see, for example, GenBank Accession Numbers AF006603, AF006602, and AF074882 for murine histone deacetylases). Accordingly, the antisense oligonucleotides of the invention may also be complementary to regions of RNA or double-stranded DNA that encode histone deacetylases from non-human animals. Particularly, preferred oligonucleotides have nucleotide sequences of from about 13 to about 35 nucleotides which include the nucleotide sequences shown below as SEQ ID NOs: 1-18. Yet additional particularly preferred oligonucleotides have nucleotide sequences of from about 15 to about 26 nucleotides of the nucleotide sequences shown below. Most preferably, the oligonucleotides shown below have phosphorothioate backbones, are 20-26 nucleotides in length, and are modified such that the terminal four nucleotides at the 5' end of the oligonucleotide and the terminal four nucleotides at the 3' end of the oligonucleotide each have 2' -O- methyl groups attached to their sugar residues.

Antisense oligonucleotide specific for human HDAC-1 (MG2608):

5'-GAA ACG TGA GGG ACT CAG CA-3' (SEQ ID NO: 1).

Antisense oligonucleotide specific for both human HDAC-1 and human HDAC-2 (MG2610) is a 25/25/25/25 mixture of four oligonucleotides:

20 5'- CAG CAA ATT ATG GGT CAT GCG GAT TC-3' (SEQ ID NO: 2);

5'- CAG CAA GTT ATG AGT CAT GCG GAT TC-3' (SEQ ID NO: 3);

5'- CAG CAA ATT ATG AGT CAT GCG GAT TC-3' (SEQ ID NO: 4); and

5'- CAG CAA GTT ATG GGT CAT GCG GAT TC-3' (SEQ ID NO: 5).

Antisense oligonucleotide specific for human HDAC-2:

25 5'-TGC TGC TGC TGC TGC TGC CG-3' (MG2628; SEQ ID NO: 6);

5'-CCT CCT GCT GCT GCT GCT GC-3' (MG2633; SEQ ID NO: 7);

5'-GGT TCC TTT GGT ATC TGT TT-3' (MG2635; SEQ ID NO: 8); and

5'-CTC CTT GAC TGT ACG CCA TG-3' (MG2636; SEQ ID NO: 9).

30 The antisense oligonucleotides according to the invention may optionally be formulated with any of the well known pharmaceutically acceptable carriers or diluents (see

preparation of pharmaceutically acceptable formulations in, *e.g.*, Remington's Pharmaceutical Sciences, 18th Edition, ed. A. Gennaro, Mack Publishing Co., Easton, PA, 1990).

In a second aspect, the invention provides a method for inhibiting a histone
5 deacetylase in a cell comprising contacting the cell with the antisense oligonucleotide that inhibits the expression of a histone deacetylase. Preferably, cell proliferation is inhibited in the contacted cell. Thus, the antisense oligonucleotides according to the invention are useful in therapeutic approaches to human diseases including benign and malignant neoplasms by inhibiting cell proliferation in cells contacted with the antisense oligonucleotides. The phrase
10 "inhibiting cell proliferation" is used to denote an ability of a histone deacetylase antisense oligonucleotide or a histone deacetylase protein inhibitor (or combination thereof) to retard the growth of cells contacted with the oligonucleotide or protein inhibitor, as compared to cells not contacted. Such an assessment of cell proliferation can be made by counting contacted and non-contacted cells using a Coulter Cell Counter (Coulter, Miami, FL) or a
15 hemacytometer. Where the cells are in a solid growth (*e.g.*, a solid tumor or organ), such an assessment of cell proliferation can be made by measuring the growth with calipers, and comparing the size of the growth of contacted cells with non-contacted cells. Preferably, the term includes a retardation of cell proliferation that is at least 50% of non-contacted cells. More preferably, the term includes a retardation of cell proliferation that is 100% of non-
20 contacted cells (*i.e.*, the contacted cells do not increase in number or size). Most preferably, the term includes a reduction in the number or size of contacted cells, as compared to non-contacted cells. Thus, a histone deacetylase antisense oligonucleotide or a histone deacetylase protein inhibitor that inhibits cell proliferation in a contacted cell may induce the contacted cell to undergo growth retardation, to undergo growth arrest, to undergo
25 programmed cell death (*i.e.*, to apoptose), or to undergo necrotic cell death.

Conversely, the phrase "inducing cell proliferation" is used to denote the requirement of the presence or enzymatic activity of a histone deacetylase for cell proliferation in a normal (*i.e.*, non-neoplastic) cell. Hence, over-expression of a histone deacetylase that induces cell proliferation may or may not lead to increased cell proliferation; however,
30 inhibition of a histone deacetylase that induces cell proliferation will lead to inhibition of cell proliferation.

The phrase "inducing cell differentiation" is used to denote the ability of a histone deacetylase antisense oligonucleotide or histone deacetylase protein inhibitor (or combination thereof) to induce differentiation in a contacted cell as compared to a cell that is not contacted. Thus, a neoplastic cell, when contacted with a histone deacetylase antisense oligonucleotide or histone deacetylase protein inhibitor (or both) of the invention, may be induced to differentiate, resulting in the production of a daughter cell that is phylogenetically more advanced than the contacted cell.

The cell proliferation inhibiting ability of the antisense oligonucleotides according to the invention allows the synchronization of a population of a-synchronously growing cells. For example, the antisense oligonucleotides of the invention may be used to arrest a population of non-neoplastic cells grown *in vitro* in the G1 or G2 phase of the cell cycle. Such synchronization allows, for example, the identification of gene and/or gene products expressed during the G1 or G2 phase of the cell cycle. Such a synchronization of cultured cells may also be useful for testing the efficacy of a new transfection protocol, where transfection efficiency varies and is dependent upon the particular cell cycle phase of the cell to be transfected. Use of the antisense oligonucleotides of the invention allows the synchronization of a population of cells, thereby aiding detection of enhanced transfection efficiency.

The anti-neoplastic utility of the antisense oligonucleotides according to the invention is described in detail elsewhere in this specification.

In yet other preferred embodiments, the cell contacted with a histone deacetylase antisense oligonucleotide is also contacted with a histone deacetylase protein inhibitor.

As used herein, the term "histone deacetylase protein inhibitor" denotes an active moiety capable of interacting with a histone deacetylase at the protein level and reducing the activity of that histone deacetylase. Histone deacetylase protein inhibitors include, without limitation, trichostatin A, trichostatin B, trichostatin C, depudecin, trapoxin, butyrate, suberoylanilide hydroxamic acid (SAHA), FR901228 (Fujisawa Pharmaceuticals), and acetyldinaline (el-Beltagi et al., Cancer Res. 53(13):3008-3014, 1993). A histone deacetylase protein inhibitor is a molecule that reduces the activity of a histone deacetylase to a greater extent than it reduces the activity of any unrelated protein. In a preferred embodiment, such reduction of the activity of a histone deacetylase is at least 5-fold, more preferably at least

10-fold, most preferably at least 50-fold. In another embodiment, the activity of a histone deacetylase is reduced 100-fold. Preferably, a histone deacetylase protein inhibitor interacts with and reduces the activity of fewer than all histone deacetylases. By “all histone deacetylases” is meant all of the members of both of the histone deacetylase families of
5 proteins from a particular species of animal and includes, without limitation, HDAC-1, HDAC-2, HDAC-3, HDAC-4, HDAC-5, HDAC-C, HDAC-D, or HDAC-E, all of which are considered “related proteins,” as used herein. For example, a preferred histone deacetylase protein inhibitor interacts with and inhibits HDAC-1 and HDAC-2, but does not interact with and inhibit HDAC-3. Most preferably, a histone deacetylase protein inhibitor interacts with
10 and reduces the activity of one histone deacetylase (*e.g.*, HDAC-2), but does not interact with or reduce the activities of the other histone deacetylases (*e.g.*, HDAC-1 and HDAC-3). As discussed below, a preferred histone deacetylase protein inhibitor is one that interacts with and reduces the enzymatic activity of a histone deacetylase that is involved in tumorigenesis.

Preferably, the histone deacetylase protein inhibitor is operably associated with the
15 antisense oligonucleotide. As mentioned above, the antisense oligonucleotides according to the invention may optionally be formulated well known pharmaceutically acceptable carriers or diluents. This formulation may further contain one or more one or more additional histone deacetylase antisense oligonucleotide(s), and/or one or more histone deacetylase protein inhibitor(s), or it may contain any other pharmacologically active agent.

20 In a particularly preferred embodiment of the invention, the antisense oligonucleotide is in operable association with a histone deacetylase protein inhibitor. The term “operable association” includes any association between the antisense oligonucleotide and the histone deacetylase protein inhibitor which allows an antisense oligonucleotide to inhibit histone deacetylase-encoding nucleic acid expression and allows the histone deacetylase protein
25 inhibitor to inhibit histone deacetylase enzymic activity. One or more antisense oligonucleotide of the invention may be operably associated with one or more histone deacetylase protein inhibitor. Preferably, an antisense oligonucleotide of the invention that targets one particular histone deacetylase (*e.g.*, HDAC-2) is operably associated with a histone deacetylase protein inhibitor which targets the same histone deacetylase. A preferred
30 operable association is a hydrolyzable. Preferably, the hydrolyzable association is a covalent linkage between the antisense oligonucleotide and the histone deacetylase protein inhibitor.

Preferably, such covalent linkage is hydrolyzable by esterases and/or amidases. Examples of such hydrolyzable associations are well known in the art. Phosphate esters are particularly preferred.

In certain preferred embodiments, the covalent linkage may be directly between the
5 antisense oligonucleotide and the histone deacetylase protein inhibitor so as to integrate the histone deacetylase protein inhibitor into the backbone. Alternatively, the covalent linkage may be through an extended structure and may be formed by covalently linking the antisense oligonucleotide to the histone deacetylase protein inhibitor through coupling of both the antisense oligonucleotide and the histone deacetylase protein inhibitor to a carrier molecule
10 such as a carbohydrate, a peptide or a lipid or a glycolipid. Other preferred operable associations include lipophilic association, such as formation of a liposome containing an antisense oligonucleotide and the histone deacetylase protein inhibitor covalently linked to a lipophilic molecule and thus associated with the liposome. Such lipophilic molecules include without limitation phosphotidylcholine, cholesterol, phosphatidylethanolamine, and synthetic
15 neoglycolipids, such as sialyllacNAc-HDPE. In certain preferred embodiments, the operable association may not be a physical association, but simply a simultaneous existence in the body, for example, when the antisense oligonucleotide is associated with one liposome and the protein effector is associated with another liposome.

In a third aspect, the invention provides a method for inhibiting neoplastic cell
20 proliferation in an animal comprising administering to an animal having at least one neoplastic cell present in its body a therapeutically effective amount of the antisense oligonucleotide of the first aspect of the invention with a pharmaceutically acceptable carrier for a therapeutically effective period of time. Preferably, the animal is a mammal, particularly a domesticated mammal. Most preferably, the animal is a human.

25 The term "neoplastic cell" is used to denote a cell that shows aberrant cell growth. Preferably, the aberrant cell growth of a neoplastic cell is increased cell growth. A neoplastic cell may be a hyperplastic cell, a cell that shows a lack of contact inhibition of growth *in vitro*, a benign tumor cell that is incapable of metastasis *in vivo*, or a cancer cell that is capable of metastases *in vivo* and that may recur after attempted removal. The term
30 "tumorigenesis" is used to denote the induction of cell proliferation that leads to the development of a neoplastic growth.

The terms “therapeutically effective amount” and “therapeutically effective period of time” are used to denote known treatments at dosages and for periods of time effective to reduce neoplastic cell growth. Preferably, such administration should be parenteral, oral, sublingual, transdermal, topical, intranasal, or intrarectal. When administered systemically
5 the therapeutic composition is preferably administered at a sufficient dosage to attain a blood level of antisense oligonucleotide from about 0.1 μM to about 10 μM . For localized administration, much lower concentrations than this may be effective, and much higher concentrations may be tolerated. One of skill in the art will appreciate that such therapeutic effect resulting in a lower effective concentration of the histone deacetylase inhibitor may
10 vary considerably depending on the tissue, organ, or the particular animal or patient to be treated according to the invention.

In a preferred embodiment, the therapeutic composition of the invention is administered systemically at a sufficient dosage to attain a blood level of antisense oligonucleotide from about 0.01 μM to about 20 μM . In a particularly preferred embodiment,
15 the therapeutic composition is administered at a sufficient dosage to attain a blood level of antisense oligonucleotide from about 0.05 μM to about 15 μM . In a more preferred embodiment, the blood level of antisense oligonucleotide is from about 0.1 μM to about 10 μM .

For localized administration, much lower concentrations than this may be
20 therapeutically effective. Preferably, a total dosage of antisense oligonucleotide will range from about 0.1 mg to about 200 mg oligonucleotide per kg body weight per day. In a more preferred embodiment, a total dosage of antisense oligonucleotide will range from about 1 mg to about 20 mg oligonucleotide per kg body weight per day. In a most preferred embodiment, a total dosage of antisense oligonucleotide will range from about 2 mg to about 10 mg
25 oligonucleotide per kg body weight per day. In a particularly preferred embodiment, the therapeutically effective amount of a histone deacetylase antisense oligonucleotide is about 0.5 mg oligonucleotide per kg body weight per day.

In certain preferred embodiments of the third aspect of the invention, the method further comprises administering to the animal a therapeutically effective amount of a histone
30 deacetylase protein inhibitor with a pharmaceutically acceptable carrier for a therapeutically effective period of time. Preferably, the histone deacetylase protein inhibitor is operably

associated with the antisense oligonucleotide. Methods for the operable association of a histone deacetylase protein inhibitor with a histone deacetylase antisense oligonucleotide are described above.

The histone deacetylase protein inhibitor-containing therapeutic composition of the invention is administered systemically at a sufficient dosage to attain a blood level histone deacetylase protein inhibitor from about 0.01 μ M to about 10 μ M. In a particularly preferred embodiment, the therapeutic composition is administered at a sufficient dosage to attain a blood level of histone deacetylase protein inhibitor from about 0.05 μ M to about 10 μ M. In a more preferred embodiment, the blood level of histone deacetylase protein inhibitor is from about 0.1 μ M to about 7 μ M. For localized administration, much lower concentrations than this may be effective. Preferably, a total dosage of histone deacetylase protein inhibitor will range from about 0.01 mg to about 5 mg protein effector per kg body weight per day. In a more preferred embodiment, a total dosage of histone deacetylase protein inhibitor will range from about 0.1 mg to about 4 mg protein effector per kg body weight per day. In a most preferred embodiment, a total dosage of histone deacetylase protein inhibitor will range from about 0.1 mg to about 1 mg protein effector per kg body weight per day. In a particularly preferred embodiment, the therapeutically effective synergistic amount of histone deacetylase protein inhibitor (when administered with an antisense oligonucleotide) is 0.1 mg per kg body weight per day.

This aspect of the invention results in an improved inhibitory effect, thereby reducing the therapeutically effective concentrations of either or both of the nucleic acid level inhibitor (*i.e.*, antisense oligonucleotide) and the protein level inhibitor (*i.e.*, histone deacetylase protein inhibitor) required to obtain a given inhibitory effect as compared to those necessary when either is used individually.

Furthermore, one of skill will appreciate that the therapeutically effective synergistic amount of either the antisense oligonucleotide or the histone deacetylase inhibitor may be lowered or increased by fine tuning and altering the amount of the other component. The invention therefore provides a method to tailor the administration/treatment to the particular exigencies specific to a given animal species or particular patient. Therapeutically effective ranges may be easily determined for example empirically by starting at relatively low amounts and by step-wise increments with concurrent evaluation of inhibition.

In a fourth aspect, the invention provides a method for investigating the role of a particular histone deacetylase in cellular proliferation, including the proliferation of neoplastic cells. In this method, the cell type of interest is contacted with an amount of an antisense oligonucleotide that inhibits the expression of a histone deacetylase, as described
5 for the first aspect according to the invention, resulting in inhibition of expression of the histone deacetylase in the cell. If the contacted cell with inhibited expression of the histone deacetylase also shows an inhibition in cell proliferation, then the histone deacetylase is involved in the induction of cell proliferation. In this scenario, if the contacted cell is a neoplastic cell, and the contacted neoplastic cell shows an inhibition of cell proliferation, then
10 the histone deacetylase whose expression was inhibited is a histone deacetylase that is involved in tumorigenesis. Preferably, the histone deacetylase is HDAC-1, HDAC-2, HDAC-3, HDAC-4, HDAC-5, HDAC-C, HDAC-D, or HDAC-E.

Thus, by identifying a particular histone deacetylase that is involved in the induction of cell proliferation, only that particular histone deacetylase need be targeted with an
15 antisense oligonucleotide to inhibit cell proliferation or induce differentiation. Consequently, a lower therapeutically effective dose of antisense oligonucleotide may be able to effectively inhibit cell proliferation. Moreover, undesirable side effects of inhibiting all histone deacetylases may be avoided by specifically inhibiting the one (or more) histone deacetylase(s) involved in inducing cell proliferation.

20 Once such a histone deacetylase involved in inducing cell proliferation is identified using the antisense oligonucleotides of the first aspect of the invention, then histone deacetylase protein inhibitors may be generated that specifically inhibit the histone deacetylase involved in inducing cell proliferation, while not inhibiting other histone deacetylases not involved in inducing cell proliferation. Accordingly, in a fifth aspect, the
25 invention provides a method for identifying a histone deacetylase protein inhibitor that inhibits a histone deacetylase that is involved in the induction of cell proliferation. This method comprises contacting a histone deacetylase identified as being involved in inducing cell proliferation with a candidate compound and measuring the enzymatic activity of the contacted histone deacetylase. A reduction in the enzymatic activity of the contacted histone
30 deacetylase identifies the candidate compound as a histone deacetylase protein inhibitor that inhibits a histone deacetylase that is involved in induction of cell proliferation.

Measurement of the enzymatic activity of a histone deacetylase can be achieved using known methodologies. For example, Yoshida et al. (J. Biol. Chem. 265: 17174-17179, 1990) describe the assessment of histone deacetylase enzymatic activity by the detection of acetylated histones in trichostatin A treated cells. Taunton et al. (Science 272: 408-411, 5 1996) similarly describes methods to measure histone deacetylase enzymatic activity using endogenous and recombinant HDAC-1. Both Yoshida et al. (J. Biol. Chem. 265: 17174-17179, 1990) and Taunton et al. (Science 272: 408-411, 1996) are hereby incorporated by reference.

Preferably, the histone deacetylase protein inhibitor that inhibits a histone deacetylase 10 that is involved in induction of cell proliferation is a histone deacetylase protein inhibitor that interacts with and reduces the enzymatic activity of fewer than all histone deacetylases.

In a sixth aspect, the invention provides a method for identifying a histone deacetylase that is involved in induction of cell differentiation comprising contacting a cell with an antisense oligonucleotide that inhibits the expression of a histone deacetylase, wherein 15 induction of differentiation in the contacted cell identifies the histone deacetylase as a histone deacetylase that is involved in induction of cell differentiation. Preferably, the cell is a neoplastic cell. In preferred embodiments, the histone deacetylase is HDAC-1, HDAC-2, HDAC-3, HDAC-4, HDAC-5, HDAC-C, HDAC-D, or HDAC-E.

In a seventh aspect, the invention provides a method for identifying a histone 20 deacetylase protein inhibitor that inhibits a histone deacetylase that is involved in induction of cell differentiation comprising contacting a histone deacetylase identified by the method of the sixth aspect of the invention with a candidate compound and measuring the enzymatic activity of the contacted histone deacetylase, wherein a reduction in the enzymatic activity of the contacted histone deacetylase identifies the candidate compound as a histone deacetylase 25 protein inhibitor that inhibits a histone deacetylase that is involved in induction of cell differentiation. In certain preferred embodiments, the histone deacetylase protein inhibitor interacts with and reduces the enzymatic activity of fewer than all histone deacetylases.

In an eighth aspect, the invention provides a histone deacetylase protein inhibitor identified by the method of the fifth or the seventh aspects of the invention. Preferably, the 30 histone deacetylase protein inhibitor is substantially pure.

Substantially purified proteins can be achieved by any standard method including, without limitation, expression of recombinant protein, affinity chromatography, antibody-based affinity purification, and high performance liquid chromatography (HPLC; see, e.g., Fisher (1980) Laboratory Techniques in Biochemistry and Molecular Biology, Work and
5 Burdon (eds.), Elsevier). Preferably, a substantially purified protein is at least 80%, by weight, pure in that it is free from other proteins or naturally-occurring organic molecules. More preferably, a substantially purified protein is at least 90% pure, by weight. Most preferably, a substantially purified protein is at least 95% pure, by weight.

In a ninth aspect, the invention provides a method for inhibiting cell proliferation in a
10 cell comprising contacting a cell with at least two of the reagents selected from the group consisting of an antisense oligonucleotide that inhibits a histone deacetylase, a histone deacetylase protein inhibitor, an antisense oligonucleotide that inhibits a DNA methyltransferase, and a DNA methyltransferase protein inhibitor. In one embodiment, the inhibition of cell growth of the contacted cell is greater than the inhibition of cell growth of a
15 cell contacted with only one of the reagents. In certain preferred embodiments, each of the reagents selected from the group is substantially pure. In preferred embodiments, the cell is a neoplastic cell. In yet additional preferred embodiments, the reagents selected from the group are operably associated.

Antisense oligonucleotides that inhibit DNA methyltransferase are described in Szyf
20 and von Hofe, U.S. Patent No. 5,578,716, the entire contents of which are incorporated by reference. DNA methyltransferase protein inhibitors include, without limitation, 5-aza-2'-deoxycytidine (5-aza-dC), 5-fluoro-2'-deoxycytidine, 5-aza-cytidine (5-aza-C), or 5,6-dihydro-5-aza-cytidine.

The following examples are intended to further illustrate certain preferred
25 embodiments of the invention and are not limiting in nature. Those skilled in the art will recognize, or be able to ascertain, using no more than routine experimentation, numerous equivalents to the specific substances and procedures described herein. Such equivalents are considered to be within the scope of this invention, and are covered by the appended claims.

30

Example 1

Screening of Antisense Oligonucleotides

To identify which antisense oligonucleotides were most effective at inhibiting a specific histone deacetylase, a number of oligonucleotides were generated based on the sequences provided in GenBank Accession Number U50079 for HDAC-1 and GenBank
5 Accession Number U31814 for HDAC-2. Some of the oligonucleotides screened were described in Table 2 and Table 3 of Besterman et al., U.S. patent application serial no. 60/104,804, filed October 19, 1998, the entire disclosure of which is hereby incorporated by reference.

10 In addition, oligonucleotides were generated which were complementary to both HDAC-1 and HDAC-2.

To screen these oligonucleotides for an ability to inhibit the targeted histone deacetylase, a Northern blotting analysis was first performed. To do this, T24 human bladder carcinoma cells (commercially available from the American Type Culture Collection
15 (ATCC), Manassas, VA) were grown under suggested conditions. Before addition of oligonucleotides, cells were washed with PBS (phosphate buffered saline). Next, lipofectin transfection reagent (Gibco-BRL Mississauga, Ontario), at a concentration of 6.25 µg/ml, was added to serum free OPTIMEM medium (GIBCO/BRL), which was then added to the cells. Oligonucleotides to be screened were then added to different wells of cells (*i.e.*, one
20 oligonucleotide per well of cells). The same concentration of oligonucleotide (*e.g.*, 50 nM) was used per well of cells. The cells were allowed to incubate with lipofectin and oligonucleotide for 4 hours at 37°C in a cell culture incubator. The cells were then washed with PBS and returned to full serum-containing medium. Twenty-four hours later, the cells were harvested for determination of HDAC mRNA levels by Northern blotting analysis.

25 For determination of mRNA levels by Northern blot, total RNA was prepared from cells by the guanidinium isothiocyanate standard procedure (see, *e.g.*, Ausubel et al., Current Protocols in Molecular Biology, John Wiley & Sons, New York, NY, 1994), with the exception of an additional precipitation step in 2 M LiCl overnight at 4°C to purify RNA from cellular DNA contamination. Northern blotting analysis was performed according to
30 standard protocols. Probes for HDAC-1 and HDAC-2 were full length cDNA clones generated by PCR amplification from the known sequences for each (*e.g.*, GenBank

Accession Nos. U50079 and U31814, respectively). These probes were radiolabelled with ³²P-ATP. Northern blots were scanned and quantified using Alpha Imager (Alpha Innovotech).

The oligonucleotides which showed an ability to reduce the mRNA expression of a targeted histone deacetylase (*i.e.*, were able to inhibit transcription of the histone deacetylase mRNA) were next screened for an ability to inhibit expression of the targeted histone deacetylase protein. To do this, T24 cells were transfected with oligonucleotide using lipofectin as described above. Twenty-four hours later, the cells were lysed according to standard procedures. The whole cell extracts (50 µg) were resolved on 7-15% gradient SDS/PAGE, transferred to PVDF membrane (Amersham, Arlington Heights, IL), and subjected to Western blotting analysis with rabbit polyclonal HDAC1- and HDAC-2 specific antibodies (1:500, Santa Cruz Biotech., Santa Cruz, CA) were used. Detection was accomplished with a secondary anti- rabbit IgG-HR peroxidase antibody and an enhanced chemiluminescence detection kit (Amersham) accordingly to manufacturer's instructions.

Based on our results, the following antisense oligonucleotides were identified as being most effective at inhibiting the expression of targeted histone deacetylase as determined by both mRNA and protein expression blotting analysis. These oligonucleotides are as follows:

For inhibition of HDAC-1, Oligonucleotide No. MG2608 having the sequence:

5'-GAA ACG TGA GGG ACT CAG CA-3' (SEQ ID NO: 10).

For inhibition of both HDAC-1 and HDAC-2, Oligonucleotide No. MG2610 is a 25/25/25/25 mixture of four oligonucleotides having the sequences:

5'- CAG CAA ATT ATG GGT CAT GCG GAU UC-3' (SEQ ID NO: 11);

5'- CAG CAA GTT ATG AGT CAT GCG GAU UC-3' (SEQ ID NO: 12);

5'- CAG CAA ATT ATG AGT CAT GCG GAU UC-3' (SEQ ID NO: 13);

5'- CAG CAA GTT ATG GGT CAT GCG GAU UC-3' (SEQ ID NO: 14).

For inhibition of HDAC-2, Table I shows the antisense oligonucleotides found to be most effective:

Table I

Oligonucleotide No.	Sequence	SEQ ID NO	Target
MG2628	5'- <u>UGC</u> UGC TGC TGC TGC TGC <u>CG</u> -3'	15	121-141
MG2633	5'- <u>CCU</u> <u>CCT</u> GCT GCT GCT GCU <u>GC</u> -3'	16	132-152
MG2635	5'- <u>GGU</u> UCC TTT GGT ATC TGU <u>UU</u> -3'	17	1605-1625
MG2636	5'- <u>CUC</u> <u>CTT</u> GAC TGT ACG <u>CCA</u> <u>UG</u> -3'	18	1-20

(***) target reference numbering is in accordance with HDAC-2, GenBank Accession Number

U31814.

5 To evaluate the specificity of the second generation histone deacetylase antisense oligonucleotides, mismatch control oligonucleotides of HDAC-1 (MG2608) and HDAC-1 / 2 (MG2610) were generated. These mismatch control oligonucleotides were generated by substituting bases, primarily in the four 5' and 3' nucleotides, where the highest affinity with the targeted histone deacetylase-encoding nucleic acid occurs.

10 HDAC-1 MISMATCH CONTROL (MG2609), has the sequence:

5'-CAA UCG TCA GAG ACT CCG AA-3' (SEQ ID NO: 19).

HDAC-1 / 2 MISMATCH CONTROL (MG2637), has a 225/25/25/25 mixture of four oligonucleotides having the sequences:

- 5'-AAG GAA GTC ATG AAT GAT GCC CAU UG-3' (SEQ ID NO: 20);
- 15 5'-AAG GAA ATC ATG GAT GAT GCC CAU UG-3' (SEQ ID NO: 21);
- 5'-AAG GAA GTC ATG GAT GAT GCC CAU UG-3' (SEQ ID NO: 22);
- 5'-AAG GAA ATC ATG AAT GAT GCC CAU UG-3' (SEQ ID NO: 23).

20 These oligonucleotides (*i.e.*, having SEQ ID NOs: 10-23) were second generation oligonucleotides (*i.e.*, 4x4 hybrids). That is, oligonucleotides having SEQ ID NOs: 10-23 were chemically modified as follows: A equals 2'-deoxyriboadenosine; C equals 2'-deoxyribocytidine; G equals 2'-deoxyriboguanosine; T equals 2'-deoxyribothymidine; A equals riboadenosine; U equals uridine; C equals ribocytidine; and G equals riboguanosine. The underlined bases were 2'-methoxyribose substituted nucleotides. Non-underlined bases indicate deoxyribose nucleosides. The backbone of each oligonucleotide consisted of a

25 phosphorothioate linkage between adjoining nucleotides.

A number of oligonucleotides are next generated which are complementary to HDAC-3, HDAC-4, HDAC-5, HDAC-C, HDAC-D, and HDAC-E. These oligonucleotides are based on the known nucleic acid sequences of these histone deacetylases (see, *e.g.*, GenBank Accession No. U75697 for HDAC-3). Antisense oligonucleotides specific for one of these histone deacetylases are screened for efficacy at inhibiting expression of mRNA and protein as described above for HDAC-1, HDAC-1 / 2, and HDAC-2. In addition, antisense oligonucleotides that inhibit more than one histone deacetylase (*e.g.*, HDAC-1 / 3 / C-specific) are also generated by mixing antisense oligonucleotides specific for each histone deacetylase and screened for efficacy.

10

Example 2

Inhibition of Histone Deacetylase mRNA Expression With Antisense Oligonucleotides

To determine the specificity and dose requirements of the antisense oligonucleotides specific for histone deacetylase-encoding nucleic acid, the dose dependent inhibition of these oligonucleotides on histone deacetylase mRNA expression was examined.

To do this, T24 cells were transfected using lipofectin (as described in Example 1) using 10, 25, 50, or 100 nM oligonucleotide. The cells were harvested twenty-four hours following transfection, RNA prepared, and Northern blotting analysis performed as described in Example 1 using radiolabelled HDAC-1 and HDAC-2 cDNA as probe.

Fig. 1 shows the dose dependent inhibition of HDAC-1 mRNA expression by both HDAC-1 and HDAC-1 / 2 antisense oligonucleotides at 50-100 nM. Conversely, HDAC-2 mRNA expression was inhibited by only the HDAC-1 / 2 antisense oligonucleotide (MG2610) at 50-100 nM, while the HDAC-1 antisense oligonucleotide (MG2608) had no effect. The oligonucleotides used in the experiment, the results of which are shown in Fig. 1, were first generation oligonucleotides (*i.e.*, were not chemically modified). The oligonucleotides used to obtain the results shown in Fig. 1 had sequences of SEQ ID NOs: 1-5.

Fig. 2 shows the dose-dependent inhibition of HDAC-2 mRNA by HDAC-2 antisense oligonucleotide. All four HDAC-2 antisense oligonucleotide (MG2628, MG2633, MG2635, and MG2636) were able to reduce the level of HDAC-2 mRNA expression at 50-100 nM.

MG2628 appeared particularly efficacious at reducing HDAC-2 mRNA expression in this experiment.

These data demonstrated that by targeting histone deacetylase at the nucleic acid level with antisense oligonucleotide, a reduction in mRNA expression could be achieved 24 hours following exposure to the oligonucleotide.

Example 3

Inhibition of Histone Deacetylase Protein Expression With Second Generation Antisense Oligonucleotides

To determine the ability of histone deacetylase antisense oligonucleotides to inhibit protein expression, second generation versions of the HDAC-1, HDAC-1 / 2, and HDAC-2 antisense oligonucleotides were generated. Each of these second generation antisense oligonucleotides had a backbone consisting of a phosphorothioate linkage between each adjoining nucleotide. Moreover, the four terminal nucleotide residues at both the 5' and 3' ends of the oligonucleotide had sugar residues comprising a 2'-O-methyl group. This modification to the terminal nucleotide residues served to increase binding affinity of the oligonucleotide to the targeted nucleic acid, and to increase the stability of the oligonucleotide by inhibiting nuclease susceptibility.

Fig. 3 shows the ability of second generation HDAC-2 antisense oligonucleotides to inhibit HDAC-2 protein expression. T24 cells were transfected with 0, 25, or 50 nM MG2628 or MG2636 using lipofectin, as described in Example 1. Twenty-four hours later, the cells were transfected a second time with the same amount of the same oligonucleotide. Twenty-four hours after this (*i.e.*, 48 hours after the first transfection), cellular proteins were prepared, resolved on 7-15% gradient SDS-PAGE, and subjected to Western blotting analysis as described in Example 1 with rabbit polyclonal HDAC2 specific antibody (1:500, Santa Cruz Biotech). Following blotting with the secondary anti-rabbit IgG-HR peroxidase antibody and visualization with the enhanced chemiluminescence detection kit (Amersham), the blot was stripped and re-probed with an antibody specific to actin to verify equal loading of all wells (data not shown).

As can be seen in Fig. 3, 50 μ M of second generation MG2628 or MG2836 was able to inhibit HDAC-2 protein expression.

Fig. 4 shows the specific ability of the HDAC-1 / 2 and HDAC-1 antisense oligonucleotides to inhibit protein expression of both HDAC-1 and HDAC-2 or HDAC-1, respectively, when compared to the mismatch controls. T24 cells were transfected twice as described above with 50 nM oligonucleotide. Cell lysates were prepared twenty-four hours following the second transfection, resolved on 7-15% gradient SDS-PAGE, and transferred to PVDF membrane. The PVDF membrane blot was first blotted with anti-HDAC-1 antibody. Following detection with horseradish peroxidase-labelled secondary antibody and enhanced chemiluminescence, the blot was stripped, and re-probed with anti-HDAC-2 antibody. Following detection, the blot was stripped for a second time and re-probed with an actin-specific antibody to verify equal protein loading in the lanes.

As can be seen in Fig. 4, both HDAC-1 and HDAC-1 / 2 mismatch control oligonucleotides failed to inhibit HDAC-1 or HDAC-1 and HDAC-2 protein expression, respectively. Conversely, HDAC-1 antisense oligonucleotide effectively reduced expression of HDAC-1 protein, and HDAC-1 / 2 antisense oligonucleotide reduced protein expression of both HDAC-1 and HDAC-2.

Example 4

Identification of A Histone Deacetylase Involved in Induction of Cell Proliferation

Antisense oligonucleotides that inhibit expression of different histone deacetylases, according to the invention, are screened to identify a histone deacetylase that induces cell proliferation in cultured cells.

To identify a histone deacetylase that induces normal (*i.e.*, non-neoplastic) cell division, cultured normal human fibroblast cells are transfected with an antisense oligonucleotide that inhibits the expression of a histone deacetylase. While any standard transfection protocol may be employed, including, without limitation, CaPO₄ precipitation, electroporation, DEAE-dextran), transfection using the lipofectin transfection reagent (Gibco-BRL) is preferred. Following transfection with lipofectin and a histone deacetylase antisense oligonucleotide, cells are harvested by trypsinization at various time points, and counted using a hemacytometer or a Coulter Cell Counter. Mock transfected control cells (*i.e.*, treated with lipofectin plus a control, non-specific oligonucleotide) are also harvested and counted. Both the antisense oligonucleotide- and mock-transfected cells are also visually inspected

under a microscope for any phenotypic changes (*e.g.*, induction of apoptosis). An antisense oligonucleotide that inhibits the expression of a histone deacetylase that is found to inhibit cell proliferation when transfected into a normal cell identifies a histone deacetylase that is involved in induction of cell proliferation in normal cells.

5 To identify a histone deacetylase that induces neoplastic cell proliferation, T24 bladder carcinoma cells are transfected with histone deacetylase antisense oligonucleotides according to the invention and their growth pattern is observed and compared to that of untransfected control cells. For this purpose, one day before transfection, T24 cells (ATCC No. HTB-4) are plated onto 10 cm plates at 4×10^5 cells/dish. At the time of transfection,
10 cells are washed with phosphate buffered saline (PBS) and 5 ml of Opti-MEM media (Gibco-BRL, Mississauga, Ontario) containing 6.25 $\mu\text{g/ml}$ lipofectin transfection reagent is added. The antisense oligonucleotides to be tested are diluted to the desired concentration from a 0.1 mM stock solution in the transfection media. After a four-hour incubation at 37°C in a 5% CO₂ incubator, the plates are washed with PBS and 10 ml of fresh cell culture media
15 is added. T24 cells are transfected for a total of three days and split every other day to ensure optimal transfection conditions. At various time points, cells are harvested by trypsinization and pelleted by centrifugation at 1100 rpm and 4°C for five minutes. The cells are resuspended in PBS and counted on a Coulter Particle Counter to determine the total cell number. Mock-transfected T24 cells (transfected with lipofectin and a control
20 oligonucleotide) are similarly grown, harvested, and counted. An antisense oligonucleotide that inhibits the expression of a histone deacetylase that is found to inhibit cell proliferation when transfected into a neoplastic cell identifies a histone deacetylase that is involved in induction of cell proliferation in neoplastic cells.

By screening a number of different histone deacetylase antisense oligonucleotides in
25 normal and neoplastic cells, a histone deacetylase that is involved in induction of cell proliferation may be readily identified. Most preferably, a histone deacetylase antisense oligonucleotide of the invention is one that inhibits cell proliferation of neoplastic cells, but does not inhibit cell proliferation in normal cells.

30

Example 5A Histone Deacetylase Protein Inhibitor that Interacts With and Reduces the Enzymatic Activity of A Histone Deacetylase Involved in the Induction of Cell Proliferation

5 A histone deacetylase that is identified as being involved in the induction of cell proliferation (identified, for example, in the methods of Example 4), is used as a target for candidate compounds designed to interact with and inhibit its enzymatic activity. As a positive control, FR901228 (available from Fujisawa Pharmaceuticals), is used.

Candidate compounds can be derived from any source and may be naturally-occurring or synthetic, or may have naturally-occurring and synthetic components.

10 Candidate compounds may also be designed to chemically resemble any of the known histone deacetylase protein inhibitors, including, without limitation, trichostatin A, trichostatin C, trapoxin, depudecin, suberoylanilide hydroxamic acid (SAHA), FR901228, and butyrate.

Once candidate compounds are identified, a pool of such compounds may be added to a histone deacetylase. Such a histone deacetylase is preferably one that is identified using the antisense oligonucleotides of the invention as a histone deacetylase involved in induction of cell proliferation. The histone deacetylase may be purified, for example, by using antibodies specific to that particular histone deacetylase (*e.g.*, anti-HDAC-1 antibody commercially available from Santa Cruz Biotech.) or by recombinant production of the histone deacetylase in prokaryotic or eukaryotic cells. The histone deacetylase may also be present in a cell which normally expresses the histone deacetylase.

Pools of candidate compounds are added to the histone deacetylase, and the enzymatic activity of the histone deacetylase is measured. A pool of candidate compounds showing such a histone deacetylase inhibiting activity is sub-divided, and the subdivisions tested until one candidate compound is isolated having a histone deacetylase inhibiting activity. It will be understood that once a pool of candidate compounds is identified as having an ability to inhibit histone deacetylase enzymatic activity, the pool may be screened via various methods to ascertain the presence within the pool or one or more histone deacetylase protein inhibitor compounds. For example, if the pool is initially screened in a cell having a histone deacetylase, the pool may be subsequently screened on purified histone deacetylase.

Preferably, the candidate compound(s) found to be a histone deacetylase protein inhibitor inhibits the activity of fewer than all histone deacetylases. More preferably, such a candidate compound inhibits only those histone deacetylases that are involved in the induction of cell proliferation. Even more preferably, the candidate compound that is identified as a histone deacetylase protein inhibitor is one that inhibits only one histone deacetylase, where that one histone deacetylase is involved in the induction of cell proliferation. Most preferably, the candidate compound that is identified as a histone deacetylase protein inhibitor is one that inhibits only one histone deacetylase, where that one histone deacetylase is involved in the induction of cell proliferation in neoplastic cells, but is not involved in the induction of cell proliferation in normal cells.

In another method to identify a candidate compound that is a histone deacetylase protein inhibitor, purified histone deacetylase is allowed to adhere to the bottom of wells in a 96-well microtiter plate. Candidate compounds (or pools thereof) are then added to the plate, where each candidate compound has been modified with the covalent attachment of a detectable marker (*e.g.*, a biotin label). Binding of the candidate compound to the plate-bound histone deacetylase is detected via addition of a secondary reagent that binds to the detectable marker (*e.g.*, a streptavidin-labelled fluorophore), and subsequent analysis of the plate on a micro-titer plate reader. Candidate compounds thus identified which interact with purified histone deacetylase are then screened for an ability to inhibit the enzymatic activity of the histone deacetylase.

Example 6

Anti-Neoplastic Effect of Histone Deacetylase Antisense Oligonucleotide on Tumor Cells *in Vivo*

The purpose of this example is to illustrate the ability of the histone deacetylase antisense oligonucleotide of the invention to treat diseases responsive to histone deacetylase inhibition in animals, particularly mammals. This example further provides evidence of the ability of the methods and compositions of the invention to inhibit tumor growth in domesticated mammal. Eight to ten week old female BALB/c nude mice (Taconic Labs, Great Barrington, NY) are injected subcutaneously in the flank area with 2×10^6 preconditioned A549 human lung carcinoma cells. Preconditioning of these cells is done by

a minimum of three consecutive tumor transplantations in the same strain of nude mice. Subsequently, tumor fragments of approximately 30 mgs are excised and implanted subcutaneously in mice, in the left flank area under Forene anesthesia (Abbott Labs., Geneva, Switzerland). When the tumors reaches a mean volume of 100 mm³, the mice are treated
5 intravenously, by daily bolous infusion into the tail vein, with oligonucleotide saline preparations containing 0.1-6 mg/kg of antisense oligonucleotide (Sigma, St. Louis, MO). The optimal final concentration of the oligonucleotide is established by dose response experiments according to standard protocols. Tumor volume is calculated according to standard methods every second day post infusion (*e.g.*, Meyer et al., *Int. J. Cancer* 43:851-
10 856 (1989)). Treatment with the oligonucleotides according to the invention causes a significant reduction in tumor weight and volume relative to controls treated with saline only (*i.e.*, no oligonucleotide) or controls treated with saline plus a control, non-specific oligonucleotide. In addition, the activity of histone deacetylase when measured is expected to be significantly reduced relative to saline treated controls.

15

Example 7

Synergistic Anti-Neoplastic Effect of Histone Deacetylase Antisense Oligonucleotide and Histone Deacetylase Protein Inhibitor on Tumor Cells *in Vivo*

The purpose of this example is to illustrate the ability of the histone deacetylase
20 antisense oligonucleotide and the histone deacetylase protein inhibitor of the invention to inhibit tumor growth in a mammal. As described in Example 6, mice bearing implanted A549 tumors (mean volume 100 mm³) are treated daily with saline preparations containing from about 0.1 mg to about 30 mg per kg body weight of histone deacetylase antisense oligonucleotide. A second group of mice is treated daily with pharmaceutically acceptable
25 preparations containing from about 0.01 mg to about 5 mg per kg body weight of histone deacetylase protein inhibitor. Some mice receive both the antisense oligonucleotide and the histone deacetylase protein inhibitor. Of these mice, one group may receive the antisense oligonucleotide and the histone deacetylase protein inhibitor simultaneously intravenously via the tail vein. Another group may receive the antisense oligonucleotide via the tail vein,
30 and the histone deacetylase protein inhibitor subcutaneously. Yet another group may receive both the antisense oligonucleotide and the histone deacetylase protein inhibitor

simultaneously via a subcutaneous injection. Control groups of mice are similarly established which receive no treatment (*e.g.*, saline only), a mismatch antisense oligonucleotide only, a control compound that does not inhibit histone deacetylase activity, and mismatch antisense oligonucleotide with control compound.

- 5 Tumor volume is measured with calipers. Treatment with the antisense oligonucleotide plus the histone deacetylase protein inhibitor according to the invention causes a significant reduction in tumor weight and volume relative to controls. Preferably, the antisense oligonucleotide and the histone deacetylase protein inhibitor inhibit the expression and activity of the same histone deacetylase.

What is claimed is:

1. An antisense oligonucleotide that inhibits the expression of a histone deacetylase.
5
2. The antisense oligonucleotide of claim 1, wherein the histone deacetylase is selected from the group consisting of HDAC-1, HDAC-2, HDAC-3, HDAC-4, HDAC-5, HDAC-C, HDAC-D, and HDAC-E.
- 10 3. The antisense oligonucleotide of claim 1, wherein the oligonucleotide inhibits more than one histone deacetylase.
4. The antisense oligonucleotide of claim 3, wherein the oligonucleotide inhibits all histone deacetylases.
15
5. The antisense oligonucleotide of claim 1, wherein the oligonucleotide inhibits transcription of a nucleic acid molecule encoding the histone deacetylase.
6. The oligonucleotide of claim 5, wherein the nucleic acid molecule is selected
20 from the group consisting of genomic DNA, cDNA, and RNA.
7. The antisense oligonucleotide of claim 1, wherein the oligonucleotide inhibits translation of the histone deacetylase.
- 25 8. The antisense oligonucleotide of claim 1, wherein the oligonucleotide has at least one internucleotide linkage selected from the group consisting of phosphorothioate, phosphorodithioate, alkylphosphonate, alkylphosphonothioate, phosphotriester, phosphoramidate, siloxane, carbonate, carboxymethylester, acetamidate, carbamate, thioether, bridged phosphoramidate, bridged methylene phosphonate, bridged
30 phosphorothioate, and sulfone internucleotide linkages.

9. The antisense oligonucleotide of claim 1, wherein the oligonucleotide is a chimeric oligonucleotide or a hybrid oligonucleotide.

10. The antisense oligonucleotide of claim 1, wherein the oligonucleotide
5 comprises a ribonucleotide or 2'-O-substituted ribonucleotide region and a deoxyribonucleotide region.

11. A method for inhibiting a histone deacetylase in a cell comprising contacting
the cell with the antisense oligonucleotide of claim 1.

10

12. The method of claim 11, wherein cell proliferation is inhibited in the contacted
cell.

13. The method of claim 11, wherein the cell is a neoplastic cell.

15

14. The method of claim 13, wherein neoplastic cell is in an animal.

15. The method of claim 14, wherein the neoplastic cell is in a neoplastic growth.

20 16. The method of claim 11 further comprising contacting the cell with a histone deacetylase protein inhibitor that interacts with and reduces the enzymatic activity of the histone deacetylase.

25 17. The method of claim 16, wherein the histone deacetylase protein inhibitor is operably associated with the antisense oligonucleotide.

18. A method for inhibiting neoplastic growth in an animal comprising administering to an animal having at least one neoplastic cell present in its body a therapeutically effective amount of the antisense oligonucleotide of claim 1 with a
30 pharmaceutically acceptable carrier for therapeutically effective period of time.

19. The method of claim 18, wherein the animal is a mammal.
20. The method of claim 19, wherein the mammal is a human.
- 5 21. The method of claim 18 further comprising administering to the animal a therapeutically effective amount of a histone deacetylase protein inhibitor that interacts with and reduces the enzymatic activity of the histone deacetylase with a pharmaceutically acceptable carrier for a therapeutically effective period of time.
- 10 22. The method of claim 21, wherein the histone deacetylase protein inhibitor is operably associated with the antisense oligonucleotide.
23. A method for identifying a histone deacetylase that is involved in the induction of cell proliferation comprising contacting a cell with an antisense oligonucleotide
15 that inhibits the expression of a histone deacetylase, wherein inhibition of cell proliferation in the contacted cell identifies the histone deacetylase as a histone deacetylase that is involved in the induction of cell proliferation.
24. The method of claim 23, wherein the cell is a neoplastic cell and the induction
20 of cell proliferation is tumorigenesis.
25. The method of claim 23, wherein the histone deacetylase is selected from the group consisting of HDAC-1, HDAC-2, HDAC-3, HDAC-4, HDAC-5, HDAC-C, HDAC-D, and HDAC-E.
- 25 26. A method for identifying a histone deacetylase protein inhibitor that inhibits a histone deacetylase that is involved in the induction of cell proliferation comprising contacting a histone deacetylase identified by the method of claim 23 with a candidate compound and measuring the enzymatic activity of the contacted histone deacetylase,
30 wherein a reduction in the enzymatic activity of the contacted histone deacetylase identifies

the candidate compound as a histone deacetylase protein inhibitor that inhibits a histone deacetylase that is involved in the induction of cell proliferation.

27. The method of claim 26, wherein the histone deacetylase protein inhibitor
5 interacts with and reduces the enzymatic activity of fewer than all histone deacetylases.

28. A method for identifying a histone deacetylase that is involved in the
induction of cell differentiation comprising contacting a cell with an antisense
oligonucleotide that inhibits the expression of a histone deacetylase, wherein induction of
10 differentiation in the contacted cell identifies the histone deacetylase as a histone deacetylase
that is involved in the induction of cell differentiation.

29. The method of claim 28, wherein the cell is a neoplastic cell.

15 30. The method of claim 28, wherein the histone deacetylase is selected from the
group consisting of HDAC-1, HDAC-2, HDAC-3, HDAC-4, HDAC-5, HDAC-C, HDAC-D,
and HDAC-E.

31. A method for identifying a histone deacetylase protein inhibitor that inhibits a
20 histone deacetylase that is involved in the induction of cell differentiation comprising
contacting a histone deacetylase identified by the method of claim 28 with a candidate
compound and measuring the enzymatic activity of the contacted histone deacetylase,
wherein a reduction in the enzymatic activity of the contacted histone deacetylase identifies
the candidate compound as a histone deacetylase protein inhibitor that inhibits a histone
25 deacetylase that is involved in the induction of cell differentiation.

32. The method of claim 31, wherein the histone deacetylase protein inhibitor
interacts with and reduces the enzymatic activity of fewer than all histone deacetylases.

30 33. A histone deacetylase protein inhibitor identified by the method of claim 26 or
31.

34. The histone deacetylase protein inhibitor is substantially pure.
35. A method for inhibiting cell proliferation in a cell comprising contacting a cell
5 with at least two of the reagents selected from the group consisting of an antisense
oligonucleotide that inhibits a histone deacetylase, a histone deacetylase protein inhibitor, an
antisense oligonucleotide that inhibits a DNA methyltransferase, and a DNA
methyltransferase protein inhibitor.
- 10 36. The method of claim 35, wherein the inhibition of cell growth of the contacted
cell is greater than the inhibition of cell growth of a cell contacted with only one of the
reagents.
37. The method of claim 35, wherein the each of the reagents selected from the
15 group is substantially pure.
38. The method of claim 35, wherein the cell is a neoplastic cell.
39. The method of claim 35, wherein the reagents selected from the group are
20 operably associated.

Dose Dependent Inhibition of HDAC 1 or 1,2 mRNA by First Generation Antisense Oligonucleotides

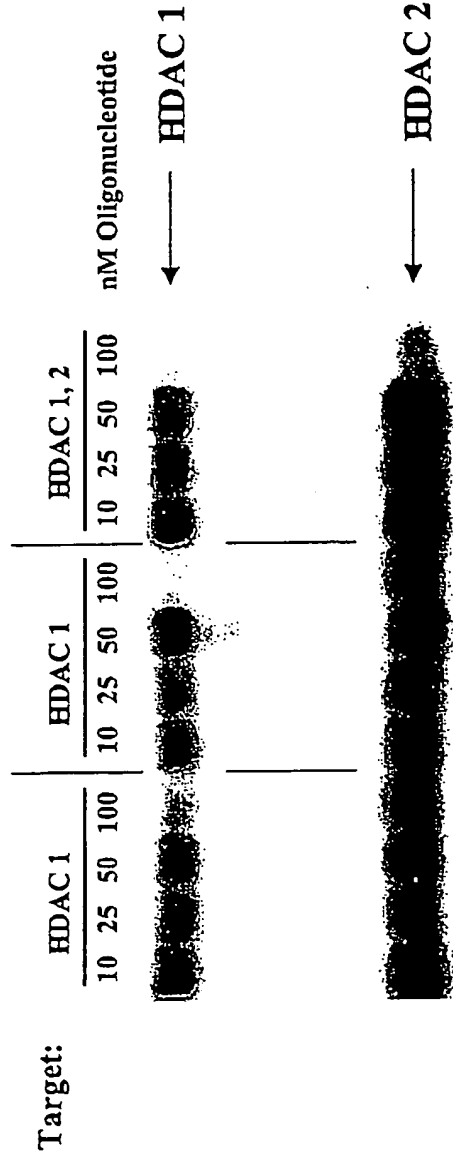


FIGURE 1

Dose dependent inhibition of HDAC 2 mRNA by Antisense Oligonucleotides




FIGURE 2

Isotypic Pharmacology

Specific Inhibition of HDAC 2 isozyme by Second Generation Antisense Oligonucleotides

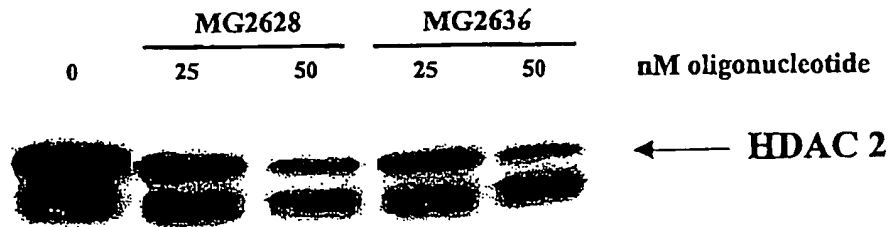


FIGURE 3

Isotypic Pharmacology

Specific Inhibition of HDAC 1 or 2 isozymes by
Second Generation Antisense Oligonucleotides



Goal: Target Validation

Determine outcome of specific HDAC isotype inhibition.
Tailor HDAC small molecule inhibitor program to
isotypic pharmacology results.

FIGURE 4

SEQUENCE LISTING

<110> MacLeod, Alan R
 Li, Zoumei
 Besterman, Jeffrey M

<120> Inhibition of Histone Deacetylase

<130> 106101.229

<140>

<141>

<150> 60/132,287

<151> 1999-05-03

<160> 36

<170> PatentIn Ver. 2.1

<210> 1

<211> 20

<212> DNA

<213> Artificial Sequence

<220>

<223> Description of Artificial Sequence: synthetic
 oligonucleotide

<400> 1

gaaacgtgag ggactcagca

20

<210> 2

<211> 26

<212> DNA

<213> Artificial Sequence

<220>

<223> Description of Artificial Sequence: synthetic
 oligonucleotide

<400> 2

cagcaaatta tgggtcatgc ggattc

26

<210> 3

<211> 26

<212> DNA

<213> Artificial Sequence

<220>

<223> Description of Artificial Sequence: synthetic
 oligonucleotide

<400> 3

cagcaagtta tgagtcatgc ggattc 26

<210> 4
<211> 26
<212> DNA
<213> Artificial Sequence

<220>
<223> Description of Artificial Sequence: synthetic
oligonucleotide

<400> 4
cagcaaatta tgagtcatgc ggattc 26

<210> 5
<211> 26
<212> DNA
<213> Artificial Sequence

<220>
<223> Description of Artificial Sequence: synthetic
oligonucleotide

<400> 5
cagcaagtta tgggtcatgc ggattc 26

<210> 6
<211> 20
<212> DNA
<213> Artificial Sequence

<220>
<223> Description of Artificial Sequence: synthetic
oligonucleotide

<400> 6
tgctgctgct gctgctgccg 20

<210> 7
<211> 20
<212> DNA
<213> Artificial Sequence

<220>
<223> Description of Artificial Sequence: synthetic
oligonucleotide

<400> 7
cctcctgctg ctgctgctgc 20

<210> 8
<211> 20

<212> DNA
<213> Artificial Sequence

<220>
<223> Description of Artificial Sequence: synthetic
oligonucleotide

<400> 8 20
ggttcctttg gtatctgttt

<210> 9
<211> 20
<212> DNA
<213> Artificial Sequence

<220>
<223> Description of Artificial Sequence: synthetic
oligonucleotide

<400> 9 20
ctccttgact gtacgcatg

<210> 10
<211> 20
<212> Combined DNA/RNA Molecule
<213> Artificial Sequence

<220>
<223> Description of Combined DNA/RNA Molecule:
Positions 1-4 and 17-20 are 2'-methoxyribose
substituted nucleotides; positions 5-16 are
deoxyribonucleotides

<400> 10 20
gaaacgtgag ggactcagca

<210> 11
<211> 26
<212> Combined DNA/RNA Molecule
<213> Artificial Sequence

<220>
<223> Description of Combined DNA/RNA Molecule:
Positions 1-4 and 23-26 are 2'-methoxyribose
substituted nucleotides; positions 5-22 are
deoxyribonucleotides

<400> 11 26
cagcaaatta tgggtcatgc ggauuc

<210> 12
<211> 26
<212> Combined DNA/RNA Molecule

<213> Homo sapiens

<220>

<223> Description of Combined DNA/RNA Molecule:
Positions 1-4 and 23-26 are 2'-methoxyribose
substituted nucleotides; positions 5-22 are
deoxyribonucleotides

<400> 12

cagcaagtta tgagtcatgc ggauuc

26

<210> 13

<211> 26

<212> Combined DNA/RNA Molecule

<213> Artificial Sequence

<220>

<223> Description of Combined DNA/RNA Molecule:
Positions 1-4 and 23-26 are 2'-methoxyribose
substituted nucleotides; positions 5-22 are
deoxyribonucleotides

<400> 13

cagcaaatta tgagtcatgc ggauuc

26

<210> 14

<211> 26

<212> Combined DNA/RNA Molecule

<213> Artificial Sequence

<220>

<223> Description of Combined DNA/RNA Molecule:
Positions 1-4 and 23-26 are 2'-methoxyribose
substituted nucleotides; positions 5-22 are
deoxyribonucleotides

<400> 14

cagcaagtta tgggtcatgc ggauuc

26

<210> 15

<211> 20

<212> Combined DNA/RNA Molecule

<213> Artificial Sequence

<220>

<223> Description of Combined DNA/RNA Molecule:
Positions 1-4 and 17-20 are 2'-methoxyribose
substituted nucleotides; positions 5-16 are
deoxyribonucleotides

<400> 15

ugcugctgct gctgctgccg

20

<210> 16

<211> 20
 <212> DNA
 <213> Artificial Sequence

<220>
 <223> Description of Combined DNA/RNA Molecule:
 Positions 1-4 and 17-20 are 2'-methoxyribose
 substituted nucleotides; positions 5-16 are
 deoxyribonucleotides

<400> 16
 ccucctgctg ctgctgcugc 20

<210> 17
 <211> 20
 <212> DNA
 <213> Artificial Sequence

<220>
 <223> Description of Combined DNA/RNA Molecule:
 Positions 1-4 and 17-20 are 2'-methoxyribose
 substituted nucleotides; positions 5-16 are
 deoxyribonucleotides

<400> 17
 gguucctttg gtatctguuu 20

<210> 18
 <211> 20
 <212> DNA
 <213> Artificial Sequence

<220>
 <223> Description of Combined DNA/RNA Molecule:
 Positions 1-4 and 17-20 are 2'-methoxyribose
 substituted nucleotides; positions 5-16 are
 deoxyribonucleotides

<400> 18
 cuccttgact gtacgccaug 20

<210> 19
 <211> 20
 <212> Combined DNA/RNA Molecule
 <213> Artificial Sequence

<220>
 <223> Description of Combined DNA/RNA Molecule:
 Positions 1-4 and 17-20 are 2'-methoxyribose
 substituted nucleotides; positions 5-16 are
 deoxyribonucleotides

<400> 19
 caaucgtcag agactccgaa 20

<210> 20
<211> 26
<212> DNA
<213> Artificial Sequence

<220>
<223> Description of Combined DNA/RNA Molecule:
Positions 1-4 and 23-26 are 2'-methoxyribose
substituted nucleotides; positions 5-22 are
deoxyribonucleotides

<400> 20
aaggaagtca tgaatgatgc ccaaug 26

<210> 21
<211> 26
<212> DNA
<213> Artificial Sequence

<220>
<223> Description of Combined DNA/RNA Molecule:
Positions 1-4 and 23-26 are 2'-methoxyribose
substituted nucleotides; positions 5-22 are
deoxyribonucleotides

<400> 21
aaggaaatca tggatgatgc ccaaug 26

<210> 22
<211> 26
<212> DNA
<213> Artificial Sequence

<220>
<223> Description of Combined DNA/RNA Molecule:
Positions 1-4 and 23-26 are 2'-methoxyribose
substituted nucleotides; positions 5-22 are
deoxyribonucleotides

<400> 22
aaggaagtca tggatgatgc ccattg 26

<210> 23
<211> 26
<212> DNA
<213> Artificial Sequence

<220>
<223> Description of Combined DNA/RNA Molecule:
Positions 1-4 and 23-26 are 2'-methoxyribose
substituted nucleotides; positions 5-22 are
deoxyribonucleotides

<400> 23
aaggaaatca tgaatgatgc ccattg

26

<210> 24
<211> 482
<212> PRT
<213> Homo sapiens

<400> 24
Met Ala Gln Thr Gln Gly Thr Arg Arg Lys Val Cys Tyr Tyr Tyr Asp
1 5 10 15
Gly Asp Val Gly Asn Tyr Tyr Tyr Gly Gln Gly His Pro Met Lys Pro
20 25 30
His Arg Ile Arg Met Thr His Asn Leu Leu Leu Asn Tyr Gly Leu Tyr
35 40 45
Arg Lys Met Glu Ile Tyr Arg Pro His Lys Ala Asn Ala Glu Glu Met
50 55 60
Thr Lys Tyr His Ser Asp Asp Tyr Ile Lys Phe Leu Arg Ser Ile Arg
65 70 75 80
Pro Asp Asn Met Ser Glu Tyr Ser Lys Gln Met Gln Arg Phe Asn Val
85 90 95
Gly Glu Asp Cys Pro Val Phe Asp Gly Leu Phe Glu Phe Cys Gln Leu
100 105 110
Ser Thr Gly Gly Ser Val Ala Ser Ala Val Lys Leu Asn Lys Gln Gln
115 120 125
Thr Asp Ile Ala Val Asn Trp Ala Gly Gly Leu His His Ala Lys Lys
130 135 140
Ser Glu Ala Ser Gly Phe Cys Tyr Val Asn Asp Ile Val Leu Ala Ile
145 150 155 160
Leu Glu Leu Leu Lys Tyr His Gln Arg Val Leu Tyr Ile Asp Ile Asp
165 170 175
Ile His His Gly Asp Gly Val Glu Glu Ala Phe Tyr Thr Thr Asp Arg
180 185 190
Val Met Thr Val Ser Phe His Lys Tyr Gly Glu Tyr Phe Pro Gly Thr
195 200 205
Gly Asp Leu Arg Asp Ile Gly Ala Gly Lys Gly Lys Tyr Tyr Ala Val
210 215 220
Asn Tyr Pro Leu Arg Asp Gly Ile Asp Asp Glu Ser Tyr Glu Ala Ile
225 230 235 240
Phe Lys Pro Val Met Ser Lys Val Met Glu Met Phe Gln Pro Ser Ala

245 250 255

Val Val Leu Gln Cys Gly Ser Asp Ser Leu Ser Gly Asp Arg Leu Gly
260 265 270

Cys Phe Asn Leu Thr Ile Lys Gly His Ala Lys Cys Val Glu Phe Val
275 280 285

Lys Ser Phe Asn Leu Pro Met Leu Met Leu Gly Gly Gly Tyr Thr
290 295 300

Ile Arg Asn Val Ala Arg Cys Trp Thr Tyr Glu Thr Ala Val Ala Leu
305 310 315 320

Asp Thr Glu Ile Pro Asn Glu Leu Pro Tyr Asn Asp Tyr Phe Glu Tyr
325 330 335

Phe Gly Pro Asp Phe Lys Leu His Ile Ser Pro Ser Asn Met Thr Asn
340 345 350

Gln Asn Thr Asn Glu Tyr Leu Glu Lys Ile Lys Gln Arg Leu Phe Glu
355 360 365

Asn Leu Arg Met Leu Pro His Ala Pro Gly Val Gln Met Gln Ala Ile
370 375 380

Pro Glu Asp Ala Ile Pro Glu Glu Ser Gly Asp Glu Asp Glu Asp Asp
385 390 395 400

Pro Asp Lys Arg Ile Ser Ile Cys Ser Ser Asp Lys Arg Ile Ala Cys
405 410 415

Glu Glu Glu Phe Ser Asp Ser Glu Glu Glu Gly Glu Gly Gly Arg Lys
420 425 430

Asn Ser Ser Asn Phe Lys Lys Ala Lys Arg Val Lys Thr Glu Asp Glu
435 440 445

Lys Glu Lys Asp Pro Glu Glu Lys Lys Glu Val Thr Glu Glu Glu Lys
450 455 460

Thr Lys Glu Glu Lys Pro Glu Ala Lys Gly Val Lys Glu Glu Val Lys
465 470 475 480

Leu Ala

<210> 25
<211> 1611
<212> DNA
<213> Homo sapiens

<400> 25
atgtctgggg tctctgcccg ctgggtgetgc tgtctcccac tcggtcattc tgagaacaca 60
gcctgagcgt ctctgtcact cggggtagac caccggggga ggcgagcaag atggcgcaga 120
cgcagggcac ccggaggaaa gtctgttact actacgacgg ggatgtttgga aattactatt 180

atggacaagg ccaccaatg aagcctcacc gaatccgcat gactcataat ttgctgctca 240
 actatgggtct ctaccgaaaa atggaaatct atcgccctca caaagccaat gctgaggaga 300
 tgaccaagta ccacagcgat gactacatta aattcttgcg ctccatccgt ccagataaca 360
 tgtcggagta cagcaagcag atgcagagat tcaacgttgg tgaggactgt ccagtattcg 420
 atggcctgtt tgagttctgt cagttgtcta ctggtggttc tgtggcaagt gctgtgaaac 480
 ttaataagca gcagacggac atcgctgtga attgggctgg gggcctgcac catgcaaaga 540
 agtccgagge atctggcttc tgttacgtca atgatatcgt cttggccatc ctggaactgc 600
 taaagtatca ccagaggggtg ctgtacattg acattgatat tcaccatggt gacggcgtgg 660
 aagaggcctt ctacaccacg gaccgggtca tgactgtgtc ctttcataag tatggagagt 720
 acttcccagg aactggggac ctacgggata tcggggctgg caaaggcaag tattatgctg 780
 ttaactaccg gctccgagac gggattgatg acgagtctta tgaggccatt ttcaagccgg 840
 tcatgtccaa agtaatggag atgttccage ctagtgcggt ggtcttacag tgtggctcag 900
 actccctatc tggggatcgg ttaggttgc tcaatctaac tatcaaagga cacgccaagt 960
 ggtgtgaatt tgtcaagagc tttaacctgc ctatgctgat gctgggaggc ggtggttaca 1020
 ccattcgtaa cgttgcccgg tgctggacat atgagacagc tgtggccctg gatacggaga 1080
 tccctaatag gcttccatac aatgactact ttgaataact tggaccagat ttcaagctcc 1140
 acatcagtec ttccaatatg actaaccaga acacgaatga gtacctggag aagatcaaac 1200
 agcgactgtt tgagaacctt agaatgctgc cgcacgcacc tgggggtccaa atgcaggcga 1260
 ttccctgagga cgccatccct gaggagagtg gcgatgagga cgaagacgac cctgacaagc 1320
 gcatctcgat ctgctcctct gacaaaacgaa ttgcctgtga ggaagagttc tccgattctg 1380
 aagaggaggg agagggggggc cgcaagaact cttccaactt caaaaaagcc aagagagtca 1440
 aaacagagga tgaaaaagag aaagaccacg aggagaagaa agaagtcacc gaagaggaga 1500
 aaaccaagga ggagaagcca gaagccaaag ggttcaagga ggaggtcaag ttggcctgaa 1560
 tggacctctc cagctctggc ttccctgctga gtccctcacg tttctttccc c 1611

<210> 26
 <211> 488
 <212> PRT
 <213> Homo sapiens

<400> 26
 Met Ala Tyr Ser Gln Gly Gly Gly Lys Lys Lys Val Cys Tyr Tyr Tyr
 1 5 10 15
 Asp Gly Asp Ile Gly Asn Tyr Tyr Tyr Gly Gln Gly His Pro Met Lys
 20 25 30
 Pro His Arg Ile Arg Met Thr His Asn Leu Leu Leu Asn Tyr Gly Leu
 35 40 45
 Tyr Arg Lys Met Glu Ile Tyr Arg Pro His Lys Ala Thr Ala Glu Glu
 50 55 60
 Met Thr Lys Tyr His Ser Asp Glu Tyr Ile Lys Phe Leu Arg Ser Ile
 65 70 75 80
 Arg Pro Asp Asn Met Ser Glu Tyr Ser Lys Gln Met His Ile Phe Asn
 85 90 95
 Val Gly Glu Asp Cys Pro Ala Phe Asp Gly Leu Phe Glu Phe Cys Gln
 100 105 110
 Leu Ser Thr Gly Gly Ser Val Ala Gly Ala Val Lys Leu Asn Arg Gln
 115 120 125
 Gln Thr Asp Met Ala Val Asn Trp Ala Gly Gly Leu His His Ala Lys

130						135										140
Lys	Tyr	Glu	Ala	Ser	Gly	Phe	Cys	Tyr	Val	Asn	Asp	Ile	Val	Leu	Ala	
145					150					155					160	
Ile	Leu	Glu	Leu	Leu	Lys	Tyr	His	Gln	Arg	Val	Leu	Tyr	Ile	Asp	Ile	
				165					170					175		
Asp	Ile	His	His	Gly	Asp	Gly	Val	Glu	Glu	Ala	Phe	Tyr	Thr	Thr	Asp	
			180					185					190			
Arg	Val	Met	Thr	Val	Ser	Phe	His	Lys	Tyr	Gly	Glu	Tyr	Phe	Pro	Gly	
		195					200					205				
Thr	Gly	Asp	Leu	Arg	Asp	Ile	Gly	Ala	Gly	Lys	Gly	Lys	Tyr	Tyr	Ala	
	210					215					220					
Val	Asn	Phe	Pro	Met	Cys	Asp	Gly	Ile	Asp	Asp	Glu	Ser	Tyr	Gly	Gln	
225					230				235						240	
Ile	Phe	Lys	Pro	Ile	Ile	Ser	Lys	Val	Met	Glu	Met	Tyr	Gln	Pro	Ser	
				245					250					255		
Ala	Val	Val	Leu	Gln	Cys	Gly	Ala	Asp	Ser	Leu	Ser	Gly	Asp	Arg	Leu	
			260					265					270			
Gly	Cys	Phe	Asn	Leu	Thr	Val	Lys	Gly	His	Ala	Lys	Cys	Val	Glu	Val	
		275					280					285				
Val	Lys	Thr	Phe	Asn	Leu	Pro	Leu	Leu	Met	Leu	Gly	Gly	Gly	Gly	Tyr	
	290					295					300					
Thr	Ile	Arg	Asn	Val	Ala	Arg	Cys	Trp	Thr	Tyr	Glu	Thr	Ala	Val	Ala	
305				310						315					320	
Leu	Asp	Cys	Glu	Ile	Pro	Asn	Glu	Leu	Pro	Tyr	Asn	Asp	Tyr	Phe	Glu	
				325					330					335		
Tyr	Phe	Gly	Pro	Asp	Phe	Lys	Leu	His	Ile	Ser	Pro	Ser	Asn	Met	Thr	
			340				345						350			
Asn	Gln	Asn	Thr	Pro	Glu	Tyr	Met	Glu	Lys	Ile	Lys	Gln	Arg	Leu	Phe	
	355						360					365				
Glu	Asn	Leu	Arg	Met	Leu	Pro	His	Ala	Pro	Gly	Val	Gln	Met	Gln	Ala	
	370					375					380					
Ile	Pro	Glu	Asp	Ala	Val	His	Glu	Asp	Ser	Gly	Asp	Glu	Asp	Gly	Glu	
385					390					395					400	
Asp	Pro	Asp	Lys	Arg	Ile	Ser	Ile	Arg	Ala	Ser	Asp	Lys	Arg	Ile	Ala	
				405					410					415		
Cys	Asp	Glu	Glu	Phe	Ser	Asp	Ser	Glu	Asp	Glu	Gly	Glu	Gly	Gly	Arg	
		420						425					430			
Arg	Asn	Val	Ala	Asp	His	Lys	Lys	Gly	Ala	Lys	Lys	Ala	Arg	Ile	Glu	

435 440 445

Glu Asp Lys Lys Glu Thr Glu Asp Lys Lys Thr Asp Val Lys Glu Glu
 450 455 460

Asp Lys Ser Lys Asp Asn Ser Gly Glu Lys Thr Asp Thr Lys Gly Thr
 465 470 475 480

Lys Ser Glu Gln Leu Ser Asn Pro
 485

<210> 27
 <211> 1985
 <212> DNA
 <213> Homo sapiens

<400> 27

cgccgagctt tgggcacctc tgccgggtgg taccgagcct tcccggcgcc cctcctctc 60
 ctcccaccgg cctgcccttc cccgcgggac tatcgcccc acgtttccct cagccctttt 120
 ctctcccggc cgagccgagg cggcagcagc agcagcagca gcagcaggag gaggagcccg 180
 gtggcgggcg tggccgggga gcccatggcg tacagtcaag gaggcggcaa aaaaaaagtc 240
 tgctactact acgacggtga tattggaat tattattatg gacagggcca tcccatgaag 300
 cctcatagaa tccgcatgac ccataacttg ctgttaaatt atggcttata cagaaaaatg 360
 gaaatatata ggccccataa agccactgcc gaagaaatga caaaatatca cagtgatgag 420
 tataatcaaat ttctacggtc aataagacca gataacatgt ctgagtatag taagcagatg 480
 catatattta atgttggaga agattgtcca gcgtttgatg gactcttga gttttgtcag 540
 ctctcaactg gcggttcagt tgctggagct gtgaagttaa accgacaaca gactgatatg 600
 gctgttaatt gggctggagg attacatcat gctaagaaat acgaagcadc aggtattctgt 660
 tacgttaatg atattgtgct tgccatcctt gaattactaa agtatcatca gagagtctta 720
 tatattgata tagatattca tcatgggatg ggtgttgaag aagcttttta tacaacagat 780
 cgtgtaatga cggtatcatt ccataaatat ggggaatact ttcttgccac aggagacttg 840
 agggatattg gtgctggaaa aggcaaatac tatgctgtca attttccaat gtgtgatggt 900
 atagatgatg agtcatatgg gcagatattt aagcctatta tctcaaaggt gatggagatg 960
 tatcaacctg gtgctgtggt attacagtgt ggtgcagact cattatctgg tgatagactg 1020
 ggttgtttca atcaaacagt caaaggatcat gctaaatgtg tagaagttgt aaaaactttt 1080
 aacttaccat tactgatgct tggaggaggt ggctacacaa tccgtaatgt tgctcgatgt 1140
 tggacatatg agactgcagt tgcccttgat tgtgagattc ccaatgagtt gccatataat 1200
 gattactttg agtattttgg accagacttc aaactgcata ttagtccctc aaacatgaca 1260
 aaccagaaca ctccagaata tatggaaaag ataaaacagc gtttgtttga aaatttgccg 1320
 atgttacctc atgcacctgg tgtccagatg caagctattc cagaagatgc tgttcatgaa 1380
 gacagtggag atgaagatgg agaagatcca gacaagagaa tttctattcg agcatcagac 1440
 aagcggatag cttgtgatga agaattctca gattctgagg atgaaggaga aggaggtcga 1500
 agaaaatgtg ctgatcataa gaaaggagca aagaaagcta gaattgaaga agataagaaa 1560
 gaaacagagg acaaaaaaac agacgttaag gaagaagata aatccaagga caacagtggg 1620
 gaaaaaacag ataccaaagg aaccaaatca gaacagctca gcaaccctg aatttgacag 1680
 tctcaccaat ttcagaaaat cattaaaaag aaaatattga aaggaaaatg ttttctttt 1740
 gaagacttct ggcttcattt tatactactt tggcatggac tgtatttatt ttcaaattgg 1800
 actttttcgt ttttgttttt ctgggcaagt tttattgtga gattttctaa ttatgaagca 1860
 aaatttcttt tctccaccat gctttatgtg atagtattta aaattgatgt gagttattat 1920
 gtcaaaaaaa ctgatctatt aaagaagtaa ttggcctttc tgagctgaaa aaaaaaaaaa 1980
 aaaag 1985

<210> 28
 <211> 428
 <212> PRT

<213> Homo sapiens

<400> 28

Met Ala Lys Thr Val Ala Tyr Phe Tyr Asp Pro Asp Val Gly Asn Phe
 1 5 10 15
 His Tyr Gly Ala Gly His Pro Met Lys Pro His Arg Leu Ala Leu Thr
 20 25 30
 His Ser Leu Val Leu His Tyr Gly Leu Tyr Lys Lys Met Ile Val Phe
 35 40 45
 Lys Pro Tyr Gln Ala Ser Gln His Asp Met Cys Arg Phe His Ser Glu
 50 55 60
 Asp Tyr Ile Asp Phe Leu Gln Arg Val Ser Pro Thr Asn Met Gln Gly
 65 70 75 80
 Phe Thr Lys Ser Leu Asn Ala Phe Asn Val Gly Asp Asp Cys Pro Val
 85 90 95
 Phe Pro Gly Leu Phe Glu Phe Cys Ser Arg Tyr Thr Gly Ala Ser Leu
 100 105 110
 Gln Gly Ala Thr Gln Leu Asn Asn Lys Ile Cys Asp Ile Ala Ile Asn
 115 120 125
 Trp Ala Gly Gly Leu His His Ala Lys Lys Phe Glu Ala Ser Gly Phe
 130 135 140
 Cys Tyr Val Asn Asp Ile Val Ile Gly Ile Leu Glu Leu Leu Lys Tyr
 145 150 155 160
 His Pro Arg Val Leu Tyr Ile Asp Ile Asp Ile His His Gly Asp Gly
 165 170 175
 Val Gln Glu Ala Phe Tyr Leu Thr Asp Arg Val Met Thr Val Ser Phe
 180 185 190
 His Lys Tyr Gly Asn Tyr Phe Phe Pro Gly Thr Gly Asp Met Tyr Glu
 195 200 205
 Val Gly Ala Glu Ser Gly Arg Tyr Tyr Cys Leu Asn Val Pro Leu Arg
 210 215 220
 Asp Gly Ile Asp Asp Gln Ser Tyr Lys His Leu Phe Gln Pro Val Ile
 225 230 235 240
 Asn Gln Val Val Asp Phe Tyr Gln Pro Thr Cys Ile Val Leu Gln Cys
 245 250 255
 Gly Ala Asp Ser Leu Gly Cys Asp Arg Leu Gly Cys Phe Asn Leu Ser
 260 265 270
 Ile Arg Gly His Gly Glu Cys Val Glu Tyr Val Lys Ser Phe Asn Ile
 275 280 285

Pro Leu Leu Val Leu Gly Gly Gly Tyr Thr Val Arg Asn Val Ala
 290 295 300

Arg Cys Trp Thr Tyr Glu Thr Ser Leu Leu Val Glu Glu Ala Ile Ser
 305 310 315 320

Glu Glu Leu Pro Tyr Ser Glu Tyr Phe Glu Tyr Phe Ala Pro Asp Phe
 325 330 335

Thr Leu His Pro Asp Val Ser Thr Arg Ile Glu Asn Gln Asn Ser Arg
 340 345 350

Gln Tyr Leu Asp Gln Ile Arg Gln Thr Ile Phe Glu Asn Leu Lys Met
 355 360 365

Leu Asn His Ala Pro Ser Val Gln Ile His Asp Val Pro Ala Asp Leu
 370 375 380

Leu Thr Tyr Asp Arg Thr Asp Glu Ala Asp Ala Glu Glu Arg Gly Pro
 385 390 395 400

Glu Glu Asn Tyr Ser Arg Pro Glu Ala Pro Asn Glu Phe Tyr Asp Gly
 405 410 415

Asp His Asp Asn Asp Lys Glu Ser Asp Val Glu Ile
 420 425

<210> 29
 <211> 1954
 <212> DNA
 <213> Homo sapiens

<400> 29
 ggaattcgcg gccgcggcgg ggcgaggagg tgcggggcct gctcccgcgg gcaccatggc 60
 caagaccgtg gcctatttct acgaccccga cgtgggcaac ttccactacg gagctggaca 120
 ccctatgaag ccccatcgcc tggcattgac ccatagcctg gtectgcaat acggctctca 180
 taagaagatg atcgtcttca agccatacca ggccctccaa catgacatgt gccgcttcca 240
 ctccgaggac tacattgact tcctgcagag agtcagcccc accaatatgc aaggcttcca 300
 caagagtctt aatgccttca acgtaggcga tgactgccca gtgtttcccg ggctctttga 360
 gttctgctcg cgttacacag gcgcatctct gcaaggagca acccagctga acaacaagat 420
 ctgtgatatt gccattaact gggctgggtg tctgcacat gcccaagaagt ttgaggcctc 480
 tggcttctgc tatgtcaacg acattgtgat tggcatcctg gagctgctca agtaccacc 540
 tcgggtgctc tacattgaca ttgacatcca ccatgggtgac ggggttcaag aagctttcta 600
 cctcactgac cgggtcatga cgggtgctct ccacaaatac ggaattact tcttccctgg 660
 cacagggtgac atgtatgaag tcggggcaga gaggggccgc tactactgtc tgaacgtgcc 720
 cctgcgggat ggcattgatg accagagtta caagcacctt ttccagccgg ttatcaacca 780
 ggtagtggac ttctaccaac ccacgtgcat tgtgctccag tgtggagctg actctctggg 840
 ctgtgatcga ttgggtgct ttaacctcag catccgaggg catggggaat gcgttgaata 900
 tgtcaagagc ttcaatatcc ctctactcgt gctgggtggt ggtggttata ctgtccgaaa 960
 tgttccccgc tgctggacat atgagacatc gctgctggta gaagaggcca ttagtgagga 1020
 gttccctat agtgaatact tcgagtactt tgccccagac ttcacacttc atccagatgt 1080
 cagcaccgcg atcgagaatc agaactcag ccagtatctg gaccagatcc gccagacaat 1140
 ctttgaanaac ctgaagatgc tgaacctatg acctagtgtc cagattcatg acgtgcctgc 1200
 agacctctg acctatgaca ggactgatga ggctgatgca gaggagaggg gtccctgagga 1260
 gaactatagc aggccagagg cacccaatga gttctatgat ggagaccatg acaatgacaa 1320
 gaaaagcgat gtggagattt aagagtggct tgggatgctg tgtcccaagg aatttctttt 1380

cacctcttgg aagggtctgga gggaaaagga gtggctccta gagtcctggg ggtcacceca 1440
 ggggcttttg ctgactctgg gaaagagtct ggagaccaca tttggttctc gaaccatcta 1500
 cctgcttttc ctctctctcc caaggactga caatggtacc tattagggat gagatacaga 1560
 caaggatagc tatctggggac attattggca gtgggcctcg gaggcagtcct ctagccccc 1620
 ttgcccctta tttcttccct gcttccctcg aaccagaga tttttgaggg atgaacgggt 1680
 agacaaggac tgagattgcc tctgacttcc tcttccctcg gggtctgacc ttcttctctc 1740
 ccttgcttcc agggaaagatg aagagagaga gatttgggaag gggctctggc tcctaacac 1800
 ctgaatccca gatgatggga agtatgtttt caagtgtggg gaggatatga aaatgttctg 1860
 ttctcacttt tggtttatg tccattttac cactgttttt atccaataaa ctaagtcggt 1920
 attttttgta cctttgatgg tttagcggcc gcgc 1954

<210> 30
 <211> 967
 <212> PRT
 <213> Homo sapiens

<400> 30
 Met Leu Ala Met Lys His Gln Gln Glu Leu Leu Glu His Gln Arg Lys
 1 5 10 15
 Leu Glu Arg His Arg Gln Glu Gln Glu Leu Glu Lys Gln His Arg Glu
 20 25 30
 Gln Lys Leu Gln Gln Leu Lys Asn Lys Glu Lys Gly Lys Glu Ser Ala
 35 40 45
 Val Ala Ser Thr Glu Val Lys Met Lys Leu Gln Glu Phe Val Leu Asn
 50 55 60
 Lys Lys Lys Ala Leu Ala His Arg Asn Leu Asn His Cys Ile Ser Ser
 65 70 75 80
 Asp Pro Arg Tyr Trp Tyr Gly Lys Thr Gln His Ser Ser Leu Asp Gln
 85 90 95
 Ser Ser Pro Pro Gln Ser Gly Val Ser Thr Ser Tyr Asn His Pro Val
 100 105 110
 Leu Gly Met Tyr Asp Ala Lys Asp Asp Phe Pro Leu Arg Lys Thr Ala
 115 120 125
 Ser Glu Pro Asn Leu Lys Leu Arg Ser Arg Leu Lys Gln Lys Val Ala
 130 135 140
 Glu Arg Arg Ser Ser Pro Leu Leu Arg Arg Lys Asp Gly Pro Val Val
 145 150 155 160
 Thr Ala Leu Lys Lys Arg Pro Leu Asp Val Thr Asp Ser Ala Cys Ser
 165 170 175
 Ser Ala Pro Gly Ser Gly Pro Ser Ser Pro Asn Asn Ser Ser Gly Ser
 180 185 190
 Val Ser Ala Glu Asn Gly Ile Ala Pro Ala Val Pro Ser Ile Pro Ala
 195 200 205

Glu Thr Ser Leu Ala His Arg Leu Val Ala Arg Glu Gly Ser Ala Ala
 210 215 220
 Pro Leu Pro Leu Tyr Thr Ser Pro Ser Leu Pro Asn Ile Thr Leu Gly
 225 230 235 240
 Leu Pro Ala Thr Gly Pro Ser Ala Gly Thr Ala Gly Gln Gln Asp Thr
 245 250 255
 Glu Arg Leu Thr Leu Pro Ala Leu Gln Gln Arg Leu Ser Leu Phe Pro
 260 265 270
 Gly Thr His Leu Thr Pro Tyr Leu Ser Thr Ser Pro Leu Glu Arg Asp
 275 280 285
 Gly Gly Ala Ala His Ser Pro Leu Leu Gln His Met Val Leu Leu Glu
 290 295 300
 Gln Pro Pro Ala Gln Ala Pro Leu Val Thr Gly Leu Gly Ala Leu Pro
 305 310 315 320
 Leu His Ala Gln Ser Leu Val Gly Ala Asp Arg Val Ser Pro Ser Ile
 325 330 335
 His Lys Leu Arg Gln His Arg Pro Leu Gly Arg Thr Gln Ser Ala Pro
 340 345 350
 Leu Pro Gln Asn Ala Gln Ala Leu Gln His Leu Val Ile Gln Gln Gln
 355 360 365
 His Gln Gln Phe Leu Glu Lys His Lys Gln Gln Phe Gln Gln Gln Gln
 370 375 380
 Leu Gln Met Asn Lys Ile Ile Pro Lys Pro Ser Glu Pro Ala Arg Gln
 385 390 395 400
 Pro Glu Ser His Pro Glu Glu Thr Glu Glu Glu Leu Arg Glu His Gln
 405 410 415
 Ala Leu Leu Asp Glu Pro Tyr Leu Asp Arg Leu Pro Gly Gln Lys Glu
 420 425 430
 Ala His Ala Gln Ala Gly Val Gln Val Lys Gln Glu Pro Ile Glu Ser
 435 440 445
 Asp Glu Glu Glu Ala Glu Pro Pro Arg Glu Val Glu Pro Gly Gln Arg
 450 455 460
 Gln Pro Ser Glu Gln Glu Leu Leu Phe Arg Gln Gln Ala Leu Leu Leu
 465 470 475 480
 Glu Gln Gln Arg Ile His Gln Leu Arg Asn Tyr Gln Ala Ser Met Glu
 485 490 495
 Ala Ala Gly Ile Pro Val Ser Phe Gly Gly His Arg Pro Leu Ser Arg
 500 505 510

Ala Gln Ser Ser Pro Ala Ser Ala Thr Phe Pro Val Ser Val Gln Glu
 515 520 525

Pro Pro Thr Lys Pro Arg Phe Thr Thr Gly Leu Val Tyr Asp Thr Leu
 530 535 540

Met Leu Lys His Gln Cys Thr Cys Gly Ser Ser Ser Ser His Pro Glu
 545 550 555 560

His Ala Gly Arg Ile Gln Ser Ile Trp Ser Arg Leu Gln Glu Thr Gly
 565 570 575

Leu Arg Gly Lys Cys Glu Cys Ile Arg Gly Arg Lys Ala Thr Leu Glu
 580 585 590

Glu Leu Gln Thr Val His Ser Glu Ala His Thr Leu Leu Tyr Gly Thr
 595 600 605

Asn Pro Leu Asn Arg Gln Lys Leu Asp Ser Lys Lys Leu Leu Gly Ser
 610 615 620

Leu Ala Ser Val Phe Val Arg Leu Pro Cys Gly Gly Val Gly Val Asp
 625 630 635 640

Ser Asp Thr Ile Trp Asn Glu Val His Ser Ala Gly Ala Ala Arg Leu
 645 650 655

Ala Val Gly Cys Val Val Glu Leu Val Phe Lys Val Ala Thr Gly Glu
 660 665 670

Leu Lys Asn Gly Phe Ala Val Val Arg Pro Pro Gly His His Ala Glu
 675 680 685

Glu Ser Thr Pro Met Gly Phe Cys Tyr Phe Asn Ser Val Ala Val Ala
 690 695 700

Ala Lys Leu Leu Gln Gln Arg Leu Ser Val Ser Lys Ile Leu Ile Val
 705 710 715 720

Asp Trp Asp Val His His Gly Asn Gly Thr Gln Gln Ala Phe Tyr Ser
 725 730 735

Asp Pro Ser Val Leu Tyr Met Ser Leu His Arg Tyr Asp Asp Gly Asn
 740 745 750

Phe Phe Pro Gly Ser Gly Ala Pro Asp Glu Val Gly Thr Gly Pro Gly
 755 760 765

Val Gly Phe Asn Val Asn Met Ala Phe Thr Gly Gly Leu Asp Pro Pro
 770 775 780

Met Gly Asp Ala Glu Tyr Leu Ala Ala Phe Arg Thr Val Val Met Pro
 785 790 795 800

Ile Ala Ser Glu Phe Ala Pro Asp Val Val Leu Val Ser Ser Gly Phe
 805 810 815

Asp Ala Val Glu Gly His Pro Thr Pro Leu Gly Gly Tyr Asn Leu Ser
820 825 830

Ala Arg Cys Phe Gly Tyr Leu Thr Lys Gln Leu Met Gly Leu Ala Gly
835 840 845

Gly Arg Ile Val Leu Ala Leu Glu Gly Gly His Asp Leu Thr Ala Ile
850 855 860

Cys Asp Ala Ser Glu Ala Cys Val Ser Ala Leu Leu Gly Asn Glu Leu
865 870 875 880

Asp Pro Leu Pro Glu Lys Val Leu Gln Gln Arg Pro Asn Ala Asn Ala
885 890 895

Val Arg Ser Met Glu Lys Val Met Glu Ile His Ser Lys Tyr Trp Arg
900 905 910

Cys Leu Gln Arg Thr Thr Ser Thr Ala Gly Arg Ser Leu Ile Glu Ala
915 920 925

Gln Thr Cys Glu Asn Glu Glu Ala Glu Thr Val Thr Ala Met Ala Ser
930 935 940

Leu Ser Val Gly Val Lys Pro Ala Glu Lys Arg Pro Asp Glu Glu Pro
945 950 955 960

Met Glu Glu Glu Pro Pro Leu
965

<210> 31
<211> 8459
<212> DNA
<213> Homo sapiens

<400> 31
ggaggttggtg gggccgccgc cgeggagcac cgtccccgcc gccgcccgag cccgagcccc 60
agcccgcgca cccgcccgcg cgccgccgcg cgcgcgccga acagcctccc agcctggggc 120
cccggcgggcg ccgtggccgc gtcccggctg tcgccgcccg agcccgagcc cgcgcgccgg 180
cgggtggcgg cgcaggctga ggagatgagg cgeggagcgc cggagcaggg ctagagccgg 240
ccgccgccgc ccgcccggt aagegcagcc cggccccggc gcccgcgggc cattgtccgc 300
cgccccccc gcgcccgcg cagcctgcag gccttgagc ccgggcagg tggacgcgcg 360
cggteccacac ccgcccgcg cgcggccgtg ggaggcgggg gccagcgtg gccgcgcgcc 420
gtgggaccgc ccggtccca gggccgcccg gccccttctg gaccttcca cccgcgccgc 480
gaggcggtt cgcccccg ggccggggcg cgggggtggg cacggcagg agcggcgccg 540
tctcccggtg cggggcccgc gcccccgag caggttcatc tgcagaagcc agcggacgcc 600
tctgttcaac ttgtgggtta cctggetcat gagacctgc cggcgaggct cggcgcttga 660
acgtctgtga cccagccctc accgtcccgg tacttgtatg tgttgggtgg agtttggagc 720
tcgttggagc tategttcc gtggaaatt tgagccatt cgaatcactt aaaggagtgg 780
acattgctag caatgagctc ccaaagccat ccagatggac tttctggccg agaccagca 840
gtggagctgc tgaatcctgc ccgcgtgaac cacatgceca gcacgggtga tgtggccacg 900
gcctgcctc tgcaagtggc cccctcggca gtgcccattg acctgcccct ggaccaccag 960
ttctactgc ctgtggcaga gccggccctg cgggagcagc agctgcagca ggagctcctg 1020
gcgctcaagc agaagcagca gatccagagg cagatcctca tcgctgagtt ccagaggcag 1080
cagagcagc tctcccggca gcacgaggcg cagctccacg agcacatcaa gcaataacag 1140
gagatgctgg ccatgaagca ccagcaggag ctgctggaac accagcgga gctggagagg 1200

caccgccagg agcaggagct ggagaagcag caccgggagc agaagctgca gcagctcaag 1260
 aacaaggaga agggcaaaaga gagtgccgtg gccagcacag aagtgaagat gaagttacaa 1320
 gaatttgtcc tcaataaaaa gaaggcgtg gccaccggga atctgaacca ctgcatttcc 1380
 agcgaccctc gctactggta cgggaaaacg cagcacagtt ccttgacca gaggttctcca 1440
 ccccagagcg gagtgtcgac ctctataaac caccgggtcc tgggaatgta cgacgccaaa 1500
 gatgacttcc ctcttaggaa aacagcttct gaaccgaatc tgaattacg gtccaggcta 1560
 aagcagaaag tggccgaaag acggagcagc ccctgttac gcaggaaaga cgggccagt 1620
 gtcactgctc taaaaaagcg tccgttggat gtcacagact ccgctgagc cagcgccca 1680
 ggctccggac ccagctcacc caacaacagc tccgggagcg tcagcgcgga gaacggtatc 1740
 gcgcccgcg tcccagcat ccgggggag acgagtttg cgcacagact tgtggcacga 1800
 gaaggetcgg ccgctccact tcccctctac acatcgccat ccttgccca catcacgctg 1860
 ggctgtcctg ccacggccc ctctgcgggc agggcggtcc agcaggacac cgagagactc 1920
 acccttcccc cctccagca gaggctctcc ctttccccg gcaccacct cactccctac 1980
 ctgagcacct cgcccttggg gcgggacgga ggggagcgc acagccctct tctgcagcac 2040
 atggtcttac tggagcagcc accggcacia gcaccctctg tcacaggcct gggagcactg 2100
 ccctccacg cacagctcct ggttgggtgca gaccgggtgt cccctccat ccacaagctg 2160
 cggcagcacc gccactggg gcggaccag tcggcccgc tggccagaa cgcccaggct 2220
 ctgcagcacc tggatcatca gcagcagcat gatgaacaag atcatccca agccaagcga gccagccgg 2280
 ttccagcagc agcaactgca gatgaacaag atcatccca agccaagcga gccagccgg 2340
 cagccggaga gccaccggga ggagacggag gaggagctcc gtgagcacca ggctctgctg 2400
 gacgagccct acctggaccg gctgccgggg cagaaggagg cgcacgcaca ggccggcgtg 2460
 caggatgaagc aggagcccat tgagagcgat gaggaaagg cagagccccc acgggaggtg 2520
 gaggccggcc agcggcagcc cagtggagcag gagctgctct tcagacagca agcctctctg 2580
 ctggagcagc agcggatcca ccagctgagg aactaccagg cgtccatgga ggcccgccg 2640
 atcccgttcc ccttggcgg ccacaggcct ctgtcccgg cgagctctc acccgctct 2700
 gccaccttcc cgtgtctgt gcaggagccc cccaccaagc cgaggttcc gacaggcctc 2760
 gtgtatgaca cgtgatgct gaagcaccag tgcacctgc ggagtagcag cagccacccc 2820
 gacgagccg ggaggatcca gagcatctgg tccgcctgc agggagacgg cctccggggc 2880
 aaatgagagt gcatccggcg acgcaaggcc accctggagg agctacagac ggtgactcg 2940
 gaagcccaca cctcctgta tggcacgaac cccctcaacc ggcagaaact ggacagtaag 3000
 aaacttctag gctcgtcgc ctccgtgttc gtcggctcc cttgctggg tgttggggg 3060
 gacagtgaca ccatggaa cgaggtgac ctggcgggg cagcccgcct ggctgtggg 3120
 tgcgtggtag agctggtct caaggtggcc acaggggagc tgaagaatgg ctttctgtg 3180
 gtccgcccc ctggacacca tgcggaggag agcacgccc tgggctttt ctactcaac 3240
 tccgtggccg tggcagccaa gcttctgcag cagaggttga gcgtgagcaa gatcctcatc 3300
 gtggactggg acgtgcacca tggaaacggg acccagcagg ctttctacag cgaccctagc 3360
 gtctgtaca tgtccctcca ccgctacgac gatgggaact tctcccagg cagcggggct 3420
 cctgatgagg tgggacaggg gccggcgtg ggtttcaacg tcaacatggc tttaccggc 3480
 ggccctggac ccccatggg agacgtgag tactggcgg ccttcagaa ggtggtcatg 3540
 ccatcgcca gcgagttgc cccggatgtg gtgctggtgt catcaggctt cgatgccgtg 3600
 gagggccacc ccaccctct tgggggctac aacctctcc ccagatgctt cgggtacctg 3660
 acgaagcagc tgatgggctt ggctggcggc cggattgtcc tggccctcga gggaggccac 3720
 gacctgaccg ccatttgcga cgcctcggaa gcatgtgtt ctgcttctg gggaaacgag 3780
 cttgatectc tcccagaaa ggttttacag caaagaccca atgcaaagc tgtccgttcc 3840
 atggagaaag tcatggagat ccacagcaag tactggcgtt gctgcagcg cacaacctcc 3900
 acagcggggc gttctctgat cgaggctcag acttgcgaga acgaagaagc cgagacggtc 3960
 accgcatgg cctcgtgct cgtggcgtg aagccgcgg aaaagagacc agatgaggag 4020
 cccatggaag aggagccgc cctgtagcac tccctcgaag ctgctgttct cttgtctgtc 4080
 tgtctctgtc ttgaagctca gccaaagaaac tttcccgtgt cacgcctgcg tcccaccgtg 4140
 gggctctctt ggagcaccca gggacacca gcgtgcaaca gccacgggaa gcttctctg 4200
 gcgccaggcc cacaggtctc gagacgcaca tgcacgcctg ggcgtggcag cctcacagg 4260
 aacacgggac agacgcggc gacgcgcaga cacacggaca cgcggaagcc aagcacactc 4320
 tggcgggtcc gcgaaggac gccgtggaag aaaggagcct gtggcaacag gcggccgagc 4380
 tgccgaattc agttgacacg aggcacagaa acaaatatc aaagatctaa taatacaaaa 4440
 caaacttgat taaaactggt gcttaaagtt tattaccac aactccacag tctctgtgta 4500
 aaccactcga ctcatctgt agcttattt tttttaaag aggacgttt ctacggctgt 4560
 ggcccgcctc tgtgaacct agcgggtgtc ggggggggt ctgcaccgg gtgggggaca 4620

gagggacctt taaagaaaac aaaactggac agaaaacagga atgtgagctg ggggagctgg 4680
 cttgagtttc tcaaaaagcca tcggaagatg cgagttttg cctttttttt tattgctctg 4740
 gtggattttt gtggctgggt tttctgaagt ctgaggaaca atgccttaag aaaaaacaaa 4800
 cagcaggaat cgggtgggaca gtttctctgt gccagccgag cctggcagtg ctggcacccg 4860
 gagctggcct gacgcctcaa gcacgggcac cagccgtcat ctccggggcc aggggctgca 4920
 gcccggcggg cctgttttg ctttattgnt gtttaagaaa aatggaggta gttccaaaaa 4980
 agtggcaaat cccgttggag gttttgaagt ccaacaaatt taaacgaat ccaaagtgtt 5040
 ctcacacgtc acatacgatt gagcatctcc atctggctcg gaagcatggt gtaggcacac 5100
 ttgcagtggt acgatcggaa tgctttttat taaaagcaag tagcatgaag tattgcttaa 5160
 attttaggta taaataaata tatatatgta taatatata tccaatgat tccaagctaa 5220
 gaaacttact tgattcctat gaaatcctga taaaatattt ataatgcatt tatagaaaaa 5280
 gtatatatat atatataaaa tgaatgcaga ttgcgaaggt ccctgcaaat ggatggcttg 5340
 tgaatttget ctcaaggtgc ttatggaaa ggcactctgat tgattgaaat tcatgttttc 5400
 tcaagctcca gattggctag atttcagatc gccaacacat tcgccactgg gcaactaccc 5460
 tacaagtttg tactttcatt ttaattattt tctaacagaa ccgctcccgt ctccaagcct 5520
 tcatgcacat atgtacctaa tgagttttta tagcaaagaa tataaatttg ctggtgattt 5580
 ttgtatgaat tttttcacia aaagatcctg aataagcatt gttttatgaa ttttacattt 5640
 ttccctacca tttagcaatt ttctgaatgg taataatgtc taaatctttt tcctttctga 5700
 attcttgctt gtacattttt ttttaccttt caaaggtttt taattatttt tgtttttatt 5760
 tttgtacgat gaggtttctg cagcgtacag aattgttget gtcagattct attttcagaa 5820
 agtgagagga gggaccgtag gtcttttcgg agtgacacca acgattgtgt ctttctggtt 5880
 ctgtccctagg agctgtataa agaagccag gggctctttt taactttcaa cactagtagt 5940
 attacgaggg gtggtgtggt tttcccctcc gtggcaaggg cagggagggt tgcttaggat 6000
 gcccgccac cctgggaggc ttgccagatg ccgggggcag tcagcattaa tgaactcat 6060
 gtttaaaact ctctgaccac atcgtcagga tagaattcta acttgagttt tccaaagacc 6120
 ttttgagcat gtcagcaatg catggggcac acgtggggct ctttaccac ttgggttttt 6180
 ccactgcagc cactgggcca gccctggatt ttggagcctg tggctgcaag gaaccagggg 6240
 acccttggtg cctgtggaac ctgcagggag ggtatgattg cctgaccagg acagccagtc 6300
 tttactcttt ttctcttcaa cagtaactga cagtcacggt ttactggtaa cttattttcc 6360
 agcacatgaa gccaccagtt tcattccaaa gtgtatatg ggttcagact tgggggcaga 6420
 agttcagaca caccgtgctc aggagggacc cagagccgag tttcggagtt tggtaaagt 6480
 tacagggtag cttctgaaat taactcaaac ctctgagaca gtggtttgag agcaggcaga 6540
 tcacttggte actgggctgc tgatggtcag ctctgagaca gtggtttgag agcaggcaga 6600
 acggctcttg gactgttttg actttcccct ccctgggtgg cactctttgc tctgaagccc 6660
 agattggcaa gaggagctgg tccattcccc attcatggca cagagcagtg gcagggccca 6720
 gctagcagge tcttctggcc tccttgccct cattctctgc atagccctct ggggatcctg 6780
 ccactgccc tcttaccctg ccgtggctta tggggaggaa tgcacatct cacttttttt 6840
 ttttaagcag atgatgggat aacatggact gctcagtgcc caggttatca gtggggggac 6900
 ttaattctaa tctcattcaa atggagacgc cctctgcaaa ggccctggcag ggggaggcac 6960
 gtttcatctg tcagctcact ccagcttcac aaatgtgctg agagcattac tgtgtagcct 7020
 tttctttgaa gacacactcg gctcttctcc acagcaagcg tccagggcag atggcagagg 7080
 atctgectcg gctctgagc gggggaccac gtcagggagg gttccttcat gtgttctccc 7140
 tgtgggtcct tggaccttta gcctttttct tcctttgcaa aggccttggg ggcactggct 7200
 gggagtcagc aagcgagcac tttatatccc tttgagggaa accctgatga cgccactggg 7260
 cctcttggcg tetgcccctg cctcgccggt tcccgcctg ccgcagcgtg ggcgcccct 7320
 cacgccccac cagcaggcgg ctgtcccgga ggccactttg tcaaggtgtt tcagtttttc 7440
 cccagcgtc ccagggctct ggttctggag ggccactttg ttcgtaatg gtctgacaca 7500
 tttactcttt ttgaaaatct gtttgcaagg ggaaggacca tttcgtaatg gtctgacaca 7560
 aaagcaagtt tgatttttgc agcactagca atggactttg ttgtttttct ttttgatcag 7620
 aacattcctt ctttactggg cacagccacg tgcctattcc attcttcttt ttgtagactt 7680
 tgggcccacg tgttttatgg gcattgatac atatataaat atatagatat aaatatata 7740
 gaatatattt ttttaagttt cctacacctg gaggttgcac ggactgtacg accggcatga 7800
 ctttatattg tatacagatt ttgcacgcca aactcggcag ctttggggaa gaagaaaaat 7860
 gcctttctgt tcccctctca tgacatttgc agatacaaaa gatggaaatt tttctgtaa 7920
 acaaaaacct gaaggagagg agggcgggga agtttgcgtc ttatgaaact tattcttaag 7980
 aaattgtact ttttattgta agaaaaataa aaaggactac ttaaacattt gtcatattaa 7980
 gaaaaaagt ttatctagca cttgtgacat accaataata gaggttattg tatttatgtg 8040

gaaacagtgt tttagggaaa ctactcagaa ttcacagtga actgcctgtc tctctcgagt 8100
 tgatttggag gaattttggt ttgttttgtt ttgtttgtt ccttttatct ccttccacgg 8160
 gccaggcgag cgccgcccgc cctcactggc cttgtgacgg tttattctga ttgagaactg 8220
 ggcggactcg aaagagtccc cttttccgca cagctgtggt gactttttaa ttacttttag 8280
 gtgatgtatg gctaagattt cactttaagc agtcgtgaac tgtgcgagca ctgtgggtta 8340
 caattaract ctgcatcgaa aggaaacccat tctctcattg taacgaagct gagcgtgttc 8400
 ttagctcggc ctcactttgt ctctggcatt gattaaagt ctgctattga aagaaaaag 8459

<210> 32
 <211> 716
 <212> PRT
 <213> Homo sapiens

<400> 32
 Leu Arg Gln Gly Gly Thr Leu Thr Gly Lys Phe Met Ser Thr Ser Ser
 1 5 10 15
 Ile Pro Gly Cys Leu Leu Gly Val Ala Leu Glu Gly Asp Gly Ser Pro
 20 25 30
 His Gly His Ala Ser Leu Leu Gln His Val Leu Leu Leu Glu Gln Ala
 35 40 45
 Arg Gln Gln Ser Thr Leu Ile Ala Val Pro Leu His Gly Gln Ser Pro
 50 55 60
 Leu Val Thr Gly Glu Arg Val Ala Thr Ser Met Arg Thr Val Gly Lys
 65 70 75 80
 Leu Pro Arg His Arg Pro Leu Ser Arg Thr Gln Ser Ser Pro Leu Pro
 85 90 95
 Gln Ser Pro Gln Ala Leu Gln Gln Leu Val Met Gln Gln Gln His Gln
 100 105 110
 Gln Phe Leu Glu Lys Gln Lys Gln Gln Gln Leu Gln Leu Gly Lys Ile
 115 120 125
 Leu Thr Lys Thr Gly Glu Leu Pro Arg Gln Pro Thr Thr His Pro Glu
 130 135 140
 Glu Thr Glu Glu Glu Leu Thr Glu Gln Gln Glu Val Leu Leu Gly Glu
 145 150 155 160
 Gly Ala Leu Thr Met Pro Arg Glu Gly Ser Thr Glu Ser Glu Ser Thr
 165 170 175
 Gln Glu Asp Leu Glu Glu Glu Asp Glu Glu Glu Asp Gly Glu Glu Glu
 180 185 190
 Glu Asp Cys Ile Gln Val Lys Asp Glu Glu Gly Glu Ser Gly Ala Glu
 195 200 205
 Glu Gly Pro Asp Leu Glu Glu Pro Gly Ala Gly Tyr Lys Lys Leu Phe
 210 215 220

Ser Asp Ala Gln Pro Leu Gln Pro Leu Gln Val Tyr Gln Ala Pro Leu
 225 230 235 240

Ser Leu Ala Thr Val Pro His Gln Ala Leu Gly Arg Thr Gln Ser Ser
 245 250 255

Pro Ala Ala Pro Gly Gly Met Lys Ser Pro Pro Asp Gln Pro Val Lys
 260 265 270

His Leu Phe Thr Thr Gly Val Val Tyr Asp Thr Phe Met Leu Lys His
 275 280 285

Gln Cys Met Cys Gly Asn Thr His Val His Pro Glu His Ala Gly Arg
 290 295 300

Ile Gln Ser Ile Trp Ser Arg Leu Gln Glu Thr Gly Leu Leu Ser Lys
 305 310 315 320

Cys Glu Arg Ile Arg Gly Arg Lys Ala Thr Leu Asp Glu Ile Gln Thr
 325 330 335

Val His Ser Glu Tyr His Thr Leu Leu Tyr Gly Thr Ser Pro Leu Asn
 340 345 350

Arg Gln Lys Leu Asp Ser Lys Lys Leu Leu Gly Pro Ile Ser Gln Lys
 355 360 365

Met Tyr Ala Val Leu Pro Cys Gly Gly Ile Gly Val Asp Ser Asp Thr
 370 375 380

Val Trp Asn Glu Met His Ser Ser Ser Ala Val Arg Met Ala Val Gly
 385 390 395 400

Cys Leu Leu Glu Leu Ala Phe Lys Val Ala Ala Gly Glu Leu Lys Asn
 405 410 415

Gly Phe Ala Ile Ile Arg Pro Pro Gly His His Ala Glu Glu Ser Thr
 420 425 430

Ala Met Gly Phe Cys Phe Phe Asn Ser Val Ala Ile Thr Ala Lys Leu
 435 440 445

Leu Gln Gln Lys Leu Asn Val Gly Lys Val Leu Ile Val Asp Trp Asp
 450 455 460

Ile His His Gly Asn Gly Thr Gln Gln Ala Phe Tyr Asn Asp Pro Ser
 465 470 475 480

Val Leu Tyr Ile Ser Leu His Arg Tyr Asp Asn Gly Asn Phe Phe Pro
 485 490 495

Gly Ser Gly Ala Pro Glu Glu Val Gly Gly Gly Pro Gly Val Gly Tyr
 500 505 510

Asn Val Asn Val Ala Trp Thr Gly Gly Val Asp Pro Pro Ile Gly Asp
 515 520 525

Val Glu Tyr Leu Thr Ala Phe Arg Thr Val Val Met Pro Ile Ala His
 530 535 540

Glu Phe Ser Pro Asp Val Val Leu Val Ser Ala Gly Phe Asp Ala Val
 545 550 555 560

Glu Gly His Leu Ser Pro Leu Gly Gly Tyr Ser Val Thr Ala Arg Cys
 565 570 575

Phe Gly His Leu Thr Arg Gln Leu Met Thr Leu Ala Gly Gly Arg Val
 580 585 590

Val Leu Ala Leu Glu Gly Gly His Asp Leu Thr Ala Ile Cys Asp Ala
 595 600 605

Ser Glu Ala Cys Val Ser Ala Leu Leu Ser Val Glu Leu Gln Pro Leu
 610 615 620

Asp Glu Ala Val Leu Gln Gln Lys Pro Asn Ile Asn Ala Val Ala Thr
 625 630 635 640

Leu Glu Lys Val Ile Glu Ile Gln Ser Lys His Trp Ser Cys Val Gln
 645 650 655

Lys Phe Ala Ala Gly Leu Gly Arg Ser Leu Arg Glu Ala Gln Ala Gly
 660 665 670

Glu Thr Glu Glu Ala Glu Thr Val Ser Ala Met Ala Leu Leu Ser Val
 675 680 685

Gly Ala Glu Gln Ala Gln Ala Ala Ala Ala Arg Glu His Ser Pro Arg
 690 695 700

Pro Ala Glu Glu Pro Met Glu Gln Glu Pro Ala Leu
 705 710 715

<210> 33
 <211> 2233
 <212> DNA
 <213> Homo sapiens

<400> 33
 ccctgcggca ggggtggcag ctgaccggca agttcatgag cacatcctct attcctggct 60
 gectgtggg cgtggcactg gagggcgacg ggagcccca cgggcatgcc tccctgctgc 120
 agcatgtgct gttgctggag caggcccggc agcagagcac cctcattgct gtgccactcc 180
 acgggcagtc ccactagtg acgggtgaac gtgtggccac cagcatgagg acggtaggca 240
 agtcccgcg gcatcggccc ctgagccgca ctcagtcctc accgctgccg cagagtcccc 300
 aggccctgca gcagctggtc atgcaacaac agcaccagca gttcctggag aagcagaagc 360
 agcagcagct acagctgggc aagatcctca ccaagacagg ggagctgccc aggcagccca 420
 ccaccacccc tgaggagaca gaggaggagc tgacggagca gcaggaggtc ttgctggggg 480
 agggagccct gaccatgccc cgggagggct ccacagagag tgagagcaca caggaagacc 540
 tggaggagga ggacgaggaa gaggatgggg aggaggagga ggattgcatc caggttaagg 600
 acgaggaggg cgagagtggg gctgaggagg ggcccgactt ggaggagcct ggtgctggat 660
 acaaaaaact gttctcagat gccagccgc tgcagccttt gcaggtgtac caggcgcgcc 720
 tcagcctggc cactgtgccc caccaggccc tgggcccgtac ccagtctcc cctgctgccc 780
 ctgggggcat gaagagcccc ccagaccagc ccgtcaagca cctcttcacc acaggtgtgg 840

tctacgacac gttcatgcta aagcaccagt gcatgtgagg gaacacacac gtgcaccctg 900
 agcatgctgg ccggatccag agcatctggt cccggctgca ggagacaggc ctgcttagca 960
 agtgcgagcg gatccgaggt cgcaaagcca cgctagatga gatccagaca gtgcactctg 1020
 aataccacac cctgctctat gggaccagtc ccctcaaccg gcagaagcta gacagcaaga 1080
 agttgctcgg ccccatcagc cagaagatgt atgctgtgct gcctgtggg ggcacggggg 1140
 tggacag:ga caccgtgtgg aatgagatgc actcctccag tgctgtgccc atggcagtgg 1200
 gctgcctgct ggagctggcc ttcaaggtgg ctgcaggaga gctcaagaat ggatttgcca 1260
 tcatccggcc cccaggacac cacgcccagg aatccacagc catgggattc tgcttctca 1320
 actctgtagc catcaccgca aaactcctac agcagaagtt gaacgtgggc aaggctcctca 1380
 tcgtggactg ggacattcac catggcaatg gcacccagca ggcgttctat aatgaccct 1440
 ctgtgctcta catctctctg catcgctatg acaacgggaa cttctttcca ggctctgggg 1500
 ctctgaaga ggttgggtgga ggaccaggcg tggggtacaa tgtgaactg gcatggacag 1560
 gaggtgtgga cccccatt ggagacgtgg agtaccttac agccttcagg acagtgtgta 1620
 tgcccattgc ccaagagttc tcacctgatg tggctctagt ctccgcccgg tttgatgctg 1680
 ttgaaggaca tctgtctcct ctgggtggct actctgtcac cgccagatgt tttggccact 1740
 tgaccaggca gctgatgacc ctggcagggg gccgggtggt gctggccctg gaggggaggcc 1800
 atgacttgac cgccatctgt gatgcctctg aggcttgtgt ctccgctctg ctcatgtag 1860
 agctgcagcc cttggatgag gcagtcttgc agcaaaagcc caacatcaac gcagtggcca 1920
 cgctagagaa agtcatcgag atccagagca aacactggag ctgtgtgcag aagttcgccc 1980
 ctgggtctggg ccggctcctg cgagagggcc aagcaggtga gaccgaggag gccgagactg 2040
 tgagcgccat ggcttctctg tcgggtgggg ccgagcaggg ccaggctgcg gcagcccggg 2100
 aacacagccc caggccggca gaggagccca tggagcagga gcctgcccgt tgacgccccg 2160
 gccccatcc ctctgggctt caccattgtg atttgtttta tttttctat taaaaacaaa 2220
 aagtcacaca ttc 2233

<210> 34
 <211> 112
 <212> PRT
 <213> Homo sapiens

<400> 34
 Thr Ile Val Lys Pro Val Ala Lys Glu Phe Asp Pro Asp Met Val Leu
 1 5 10 15
 Val Ser Ala Gly Phe Asp Ala Leu Glu Gly His Thr Pro Pro Leu Gly
 20 25 30
 Gly Tyr Lys Val Thr Ala Lys Cys Phe Gly His Leu Thr Lys Gln Leu
 35 40 45
 Met Thr Leu Ala Asp Gly Arg Val Val Leu Ala Leu Glu Gly Gly His
 50 55 60
 Asp Leu Thr Ala Ile Cys Asp Ala Ser Glu Ala Cys Val Asn Ala Leu
 65 70 75 80
 Leu Gly Asn Glu Leu Glu Pro Leu Ala Glu Asp Ile Leu His Gln Ser
 85 90 95
 Pro Asn Met Asn Ala Val Ile Ser Leu Gln Lys Ile Ile Glu Ile Gln
 100 105 110

<210> 35
 <211> 80331
 <212> DNA
 <213> Homo sapiens

<400> 35
 ttaaagacat actttgaatt tcaatgatct tetgtaaaga aataacagca ttcataattcg 60
 ggctttgggtg gagaatatct tctgcaagtg gctccagctg caagaatagt agataatagt 120
 atgagcagaa tattatgact ttatagtaag tctcacagaa gcaaagcaaa ctgaaacaac 180
 ctaatcctca ggaaaagcct gctccgagaa ctagttaaca ttttgctgat attagttcta 240
 gaagtgtagc cagttttatt ttctgttttg tatccatgta attgaattcc aaggggcttt 300
 tccattgggtc acaagactaa tctatgaagt ccctgaagca ggtgcatgtc tgtgcattat 360
 tcattaaaaa tctgagttat ttgtgtaatt tttgtaggtt cctgacaaac caaattccat 420
 catgtctgta tatgcagctg ggccctgcaa acaaaacctc agggaagtgt caatagacag 480
 aaagtgggca ctctattatc catactttca cagtgttttt acatccaacc accttataca 540
 tttgaacact tcacgataga aagccatgag acacagctgc ttttattcaa aggccattga 600
 ataaagtagt agagaaaggg ttcaataaac caaatgtaaa ataactgtac agtttcattt 660
 aacttctact ttattcataa ctatgcagat gtctgtgtgt aagcacaggc caaactccta 720
 ccttgcaaat ctatcataat cttctggaat tacactaatt tttcatggag aagctcagca 780
 agcattgctt tgcaagaat gaagagaagc tttaaataat ttacagagcc tatctgttag 840
 gcctaagtct gataacacat ccctcagaat gctgtgggtg ttagtttggc atgttgcagc 900
 agaaagcgca tggctagggc ccttgcaaat aaaatagttg tccagctatt gtgacccaaa 960
 aagcaataa agtaatagta acaaaaggat taacaaaaaa gtagttttcc tagaaacatt 1020
 aaggttaatc atctcaata agaactgggtg atcaaaactat aatatggcac gaatgggaag 1080
 cgatgtcact agacgcacaa aagcatgaac tcactctatgt ctcttcatct gtaggaaaac 1140
 ctaaaaaac acagggatta ccagtttcca ccacatattg gagtgaatct tccccctcagg 1200
 gtccctctga attgattatt ctattcttca atcatgaaat ctacaacaat agcaccttta 1260
 ttccagatgc cacaggataa cagactagct cagggatatt tatacagggg taaattcact 1320
 aactataact ttccagagtg tttttcttag ctgccaagaa aaaactttta aacatcaaaa 1380
 ggtttatttg caatacagtt tgggtgagagg aaaaaaaaa aaaaacatca ccaccaccgc 1440
 tctgtggcag tacaaggttc tgaaataaac tcttaaaact tgtaaaatc attttttaaa 1500
 atgtggattt tcaaatgtta tcttcaagaa tatgttagtc tagtaaacact ctcttaactc 1560
 agaggaacta ctgaatcata aactgaaact tacttggaaa actcttatgc attagacaag 1620
 gttcagaggg ctactttgct tataaataat ttttctctcc tttcttggag cttagagaaa 1680
 ataattttta atagaaatca ggtagatttt actaataaaa tatcttgaaa tgacactcta 1740
 tgtttccaata ttttaagaaca aaagcacaaa gcgatgacag cttattttagc tcttcaaaaa 1800
 gcttccctgt gactttgggg taaaaatcct gacaaaactga aaggtgctgg ctctgggaaa 1860
 gaaagctata ggcagatcat atatgtaaaa catctaaact ctgggtctctt gcacactgag 1920
 gtctgggcta ttttaagac tcaggttata cagaaaagcat acgtgattca gagtattgag 1980
 agtaaaatac aaacaccctt aaacccccaa tttagaatct tcagtttagat gcaaaaaggt 2040
 tgtgtctatt ttaaaaagca attcagagaa ttaaggcaat taaattgatc attttaaact 2100
 cccaaacat ttccctgcat gtttttagttg aatgtcattt agaggattta accttcagta 2160
 aattgcccc aattgtttca ttttgagtgt atacatacag acagagctga attcagaaa 2220
 ttctcaatgt aggttcttta tttttctctt ggcaggtatg caatggataa tattctctcc 2280
 gttggcaaga agggcaagtgg catttagagt ctgtttttat aaaattaaaa tcttgtatgg 2340
 cgggaccaca gaactggatt gtcttttcta gacatttatt taatcactca caattatagg 2400
 cactaacaac atctgattga agcatccact taataaatat ttatgagtgt tgtcattatt 2460
 cataatttaa taactaataa aataatatta aatattcatt ttttataaat ttggagcaga 2520
 aaataagaat atgtggtaaa gttttgctat gtatttaatt taggtgatta gatacagcaa 2580
 aaacattggg gatggagatt aatcagcatt actggaaatt attaaaagat aaataaggag 2640
 taatttatac aaacaagaca acttttgcatt gcaaaaagttta cagaaagatg aagcagatgc 2700
 aaatgtagga aatagtacac acccgtcatg ccatttctgt caagcaattc tgtaaaataa 2760
 tggtaattat catggagtta taagatacac tagataatth taacacaacc tcttgacact 2820
 taaagctctc atocagctta attgtatcta aagcttaatc acaagcatta ctcatagcaa 2880
 ttctttacac agattttcag gctcagtgac agggaaatth atttttctac atcattttca 2940
 gaaagttgtg ataatgtatt ggcattgattc agatgtttgt taagttgcat ataccatata 3000
 cattctaagt actgcagcta ttttaaaaca ccataaaatt gtggccatta tcatcttata 3060

agtaatttcc aggttcttta gaatcagatc atttaaatcg tcaaaaatca ttttagttgc 3120
 ctaagattca tctatagaaa gaggcgaggg atattcttgg agaagctggt gagtaagatt 3180
 tttaaaattt acgctgtact gatgagctat gaaaaacagc tctactgattt tttttatttg 3240
 catgacttag aacagaacat aaaagaagct aaacagagcc ttgcaaatg taacaggtgt 3300
 gtgaggatgg atgtatacat caatcaagca aaggatctat taaatagact tgttagcgtt 3360
 tttgttattg gttgacgttt cccaaatag ccaagtattt taatatttct gtacttttat 3420
 ctattctggt tctctgaat tctatttttt tctatttctt ttgaattggt aaaaccttac 3480
 caagcattca aggaccaccg caaatattgc gtgctcctca aattctccac tagagcaaat 3540
 ttcttccctt cctatggccc tttccccac aaatattctt atttactaaa tacattatgt 3600
 agtagaaagt catttttata ccactctcta tttgtttggt agccatttaa agacgaagat 3660
 ggagactgta tatgaaagac attttaaaaa tgmtgaataa atggagaaat acttaatcga 3720
 aaaaataaca tgaagaggtg gcctttattc tgctcaccat agctaacaag acaaaaataa 3780
 atgggttctt cctcttgggt tctgtgtgta atcaggatat ggttttaaga tgaagaatta 3840
 gaacagcagt gataactcat tttgttttct aagggtgaact gctcttgcat aatttcaca 3900
 caattatttt ctctatgca ttggcaaggt tctctgacat gcaggcagat atttctatag 3960
 atcagaaatg cagggaaatg caaaagaaac aaagaccag ggcaagtaga ggcagaatgg 4020
 ccatgccaat aattagagga gaaaaggttg ctcccaattg agcggagaa aaagcaatag 4080
 aatgacaata aatgggaatg aaattttgaa aggcattgaa attaactctt aatccaattt 4140
 gaggagaact gggatcatct caatacctag acctctaata cataacataa tgtattctat 4200
 aattttattt gatgtttggt aacttctcta aaaatattct acaattttat gaatagggtc 4260
 atattttcag atagatttat tctaggtatt tgggtttggt aatgcttttg taaattatgt 4320
 atgtgtatat atttacacta tatatataaa atacgtatat ttataattta attaaaaaat 4380
 tttcaatect ggtgtgattc tgcctgtgt gtttgttctc tggagtagga gtcatttatc 4440
 tccattcgcc ttctctccca ccacagtggt tgccacaaac ccatagaaga tttgatggac 4500
 gtggacatga gccctctaag gcctcaaaat taacttttta attgtgaact aaagctgaca 4560
 aatattatca ctttaatgtg gatgatgatg aaaatgagca ccagtttctt ttaagaatgg 4620
 ccagttcagg agctggtagc tatgatgaat tgcacatcgt tgaagcagaa gcaatgaaat 4680
 ataaacgcag tccaaataaa agtaacactg gcaactttga aaatgtctgt acagccaaca 4740
 gtttcccttg tgggctttga aataccacca cctatggctt tatggttgaa gcatagttca 4800
 gggccagtg atattaatgg gcagcactta acagctgtgg aggaagatgc acagtggaga 4860
 gatgaagagg aggaggatgc aaagctctta agtatactg gaaagcgagc tgctctaga 4920
 ggtggtagt aggttcaca gaaaaaaagt aaaaacttgc tgctaataaa gataatgatg 4980
 atgacaatga agatgacgat gacaaggtg aggaagatga agaaaaagct cagtgaagaa 5040
 atctatataa gatactccag ccaaaattgc acaaaaatca aaccagactg aaaaagactc 5100
 aaaaaccatca acatcaagac ccaaaaggtc aagaatcctt caaaaaacag aaaaaaaacc 5160
 ctcccaaac gctaaaagga cctagttctg tagaaaacat taaagcaaaa atgcaagcaa 5220
 gtacacaaaa aggtggttct ctccccaaat tggaaaccaa tttcatcaat tatgtgaaga 5280
 actgcttctt aatgactgac caagaggcta ttcaagatct ctggcagtg agcaagaagt 5340
 ctcttaata gtttaaacag ctgttagaa aatttctgtc ttatttcatt tctctatcat 5400
 ttgatatcca cctgtctttt tctaagcag agtgagaaat ttacatacca tatctgataa 5460
 atggtgtcca ggttccattg ccaagaatgt gttgtccaaa atgtctgttc agttttctaa 5520
 gatggaactc caccctttgc ttggttttaa gtatgtatgg aatgttatga taggatatag 5580
 tatagtagtg gtcagacacg gaaatggtgg ggatacaaaa atgtgtgtgt gaaataaact 5640
 cattattaaa atgttttttg aagtaatttt atatttatag aaagtttcaa acattgtaca 5700
 aaattcccat gtactcttca cccagtttcc cttaacgata actggttaca taaaaccagt 5760
 gtattcttaa acttttattt tctacagtta tgacagttat atagatata aattaatttt 5820
 tactaaacct ttttaagtga ttttaatttt tctactgatt ttaattaact acccactttg 5880
 ttaaatttac atattaattc ataatttaaa tgaacatctt ttaatagatt ttcttcatac 5940
 tcaattacaa atcatctgta aatagtgaaa gatttattta tttttctcca atactgata 6000
 ctttttcttt tttttacaat atcgactgt ctaggattcc ctgaacaatg ctgaaatgaa 6060
 gcagtaagag tatctctgtc ttgttttcga tttaaaagaa taatttctat atttccctt 6120
 taaacctgat gtatactgtg gaatttattt tgtagctatc ctttatcaag ttaataaaca 6180
 ttttttattt ctatttgtaa aaattgttca ttatgattgg gtatgttatc agctgctttt 6240
 aaaacattta tggaaatata tttctctcct atgtcttaa tgtgatgaat tataatgaat 6300
 tagtttgtaa agttgatag ttatatttct agagtaaacc caatttttat gaacatttaa 6360
 gatcttgatg aactgctaat attttattta gggttttaac tactatgact atgagaaata 6420
 ttctcttata atattccttt ctgtgatgat tctgttaagt ttttggattt ggtatcacat 6480

aggcctcaaa aaattatattg tgatggattc ttcctacat ccattccttt attcctaaaac 6540
 aatttgatg tgggtgattt ttttccttaa attcctggta gaatttcctg gtgaagctat 6600
 atgggttttg tgttttctcc tggtaaaatt agttttaaaa acccagtttt gtaagtaatt 6660
 aaagaaccac tcacatttgc tgtattttta ttcagtcttg caagggttgc tttttattat 6720
 aatttttcca ttttaatat tccatttcat aagtttttga aatgtttacg taaagtttat 6780
 ttttaattt tcttlytcac cttttaataa cattaaaatc tgtagtgaag tctccttttc 6840
 tttcccagtg ctgggcatgc atgctttttc tttgttggtc agtcttacta gagttcgcac 6900
 aattttacta cttatttcaa agaatcaacc tctgacttta aaaatcttac atatatgctt 6960
 gttttctatt tttatcattt atttatatct tctttggttt ctttgcattt aatttgctgc 7020
 tttgattctc taatgagata tatgctttta aacattaatt ttaagttttc tcttttcta 7080
 atatatacat ttaaaagcat atgtttctct aagttcagct ttatatatca cacaagtttt 7140
 cacatggtat attttcataa tgctttattt cagaataact tctagtattt cactgtgatt 7200
 tctttggaca catgaattag agtatatttg aaatctcaa atataacga ttttctaatt 7260
 acctcactgt ggtaagaaat tatactatgt atgaattcaa ttagttcaaa tttattgaaa 7320
 cttgctttat gctccatata cggctctattt ttaaaaatgt taagaatgct cttgaaaaga 7380
 atgatattct gtcagttag gggatatata ctccattata tatttaaatt atagcaagtt 7440
 tatcaagtgt ttaaactctc cacatcacc ttcactttta tttcttcat ggtttatcag 7500
 ttactgagag acgtgtacta aaatttgta tcatgattgt ggttttgcca attttttcat 7560
 ttggttcttt ccatgtatac ttaatatggt ttcattgctgt cttagacaca aaaagtttga 7620
 attgttttat cttcttgggt catagaatat tttatcagta tgaaacacct cttttgatct 7680
 ctattttctc ttttttcttg ccttaaagtc catttttacc tgataatatt atggtcacat 7740
 gaattttcct tcagttagtt cttgtggata aattttttt catttcttc attcaaagtt 7800
 tccttataat tatattacag aaagcttccc tcaaaagagc atctgttatt acaatggtt 7860
 cacctttgtc ttaattgggt aactaaatcc atttatatcc acttatatgt gattttgaca 7920
 accaccaag ctgattctaa aattttatat aaaaatgcag tggggccaaa tgtagccaag 7980
 actgtcttga agaagaaaaa caaacagaaa gatttgttct agcagatatt aagacgtttt 8040
 ataaaactac agtagttaag acagtctgat aatatcacat aaaaagagag aaacctgtga 8100
 aatagaatag actctccatg tatacatgga taaagttaac actactgagc cataatgaat 8160
 ggatgggtct tttttttttt tttttttttt tttttttttt ttttttgaga cggagtcttg 8220
 tactatcacc caggctggag tgcagtgggt cctctcggc tcaatgcaac cctgctcc 8280
 tgggttcaac cgattctcca gctcagcct cctgagtagc tgggaataca ggtgcgcacc 8340
 accacgcca gctaattttt gtatttttag tagagatggg gtttccaccat gttggttagg 8400
 atgggtctcaa actctgacc tctgtgattc cccacctgg cctcccaaag tgctgggatt 8460
 acaggcatga gccactgtgc ctggctgaat ggatgggtct tctataagt ggtacttgat 8520
 caactgtata ttcacattga aacaaacaaa cctgacctct atattatgcc atatacatat 8580
 tcaatgccag atgaactatg catctaaatg ttgaagtcaa aaaataaacc tttcagaaaa 8640
 gaggaaggaa agaataaaaa taacttttct tggactttgg gaatccagaa agaacttta 8700
 aacagattac aaaaagaacc aatcctacag gaaaagattg ataaattata ccacattaaa 8760
 aagttacttt caattatcaa aggtcacctt taagacggtg aaaagacaag atatttcaac 8820
 acatgaaact aacactagaa cctataaaga attgctaaat cagtaaggaa aaagacaata 8880
 tgaagggtgga ccaaagtttt gaatagatc tcaaaaaaca gtatgtacaa atgatcaata 8940
 aatagatgaa gaactgcttt accgcattag cgtctgggca aatcaaaaacc atgggtgat 9000
 actactacac ctccaacaga atggctaaga ttttaaaaga ctgacaatat ggagtattag 9060
 aaggatacag aactgtgtaa acacttgtat gccactggta ggagtacaaa ttgtaactgc 9120
 cactatggaa aacacattta aacacatgca tatttcagga ttcagcaata ccactttag 9180
 aaatatattc aacaaaaatg tgggtacaag tgcaccaaga aacacatata aaatgtccat 9240
 cacaaactta gatacaatag ccccaaaact ggaaaaatc cctttatctg tcaaaaagcag 9300
 aatatgtaaa taactgtgta catttcccta aaagttattt ttatagaatg gaatactata 9360
 tgtgaatgga aatgaatcaa atatagctag ctgcaataac atggataaat ctcttaagca 9420
 aatgagtaa gaattatata ttgtatgatt tcatggat ataaagctaca attaaaatat 9480
 agtcttagac atcagaaaaat tggttacttt cagaaaagag aaaggggata ctagttagaa 9540
 aaggaaatg ggggcttttc atagagatag agctgacatt actctatctc ttggttgatc 9600
 attacatatg tgatctctgt gatatttcat tgagttgtac atttgtgttt tgcagttttc 9660
 tgtataattg ttatatttta caattaaaaa cagtgtagca aaaattaaaa atccaaaaaa 9720
 aattaaaagc actgtgatgt aagagaatag ggaaacaaag tctagatctt gagttcatgt 9780
 tcttccact gtattactgt ccttcagga aacaaagtga gattatata tttgcataag 9840
 agcaacatgt tatattctta ggtacaaggc cacaatttta cttacaaaga aagctgaaa 9900

tccccctgca acatgcaaag cgactcagac aaaatgcaga aagggttcag ttgtcagagt 9960
 caaagatatt gtggaacgtt ggaagaatat gataatcaag accaagagga caaggaagc 10020
 agattgtaat gaagacctga ctctccatgc taatgaacta ttatcaattc cctagtgagg 10080
 agggatggg ggtggaact caactctcat ttgaataatt gtcttagaga agtctgcaat 10140
 tagttgtgta tgtttaattt gattgtgtaa gtaaatctgg ttataatttt atccaaattg 10200
 tgattcatga gtcattcttg aaataaccta ttttatttgg ttgaagtcac taaaattctt 10260
 gaccaaatag attgggggaa atatacagaat cagggtgatt gtatgacaa tcaagttact 10320
 acactgacaa actattgaaa ttattcagat tgcgtctgcc tgcacctac ctacatgtgg 10380
 atgacatagg gtgatatcaa cacagcaata aagaaatc tctggccaat agcagtgaca 10440
 taagtcttat gagagtaaca ggaagaccaa gaggtaaagg gaacagtcac ggtcatcagc 10500
 tcacatgaga tattgcagga attccttgaa taaggtaaga gggaccagtg agtcagactc 10560
 cgagattatt actgtagtta ttgttctatt aactgagttt tgtccaaaac tactatggct 10620
 tagagaaatg taggttaaac aatacatcag ccaatgaatg aaaggaggaa gactatgaga 10680
 agatgcctct gttccatc atatcttaaac atctatggca gtcaccaact aagtaattaa 10740
 atggacagtt tgcacatgat atatcttaaac atctatggca gtcaccaact aagtaattaa 10800
 aaataaacct aaaaataaat ggaagaaggc atagcggc attggaaga ggataataaa 10860
 tacaatttgg tggatgattc agattattga tattcttggc taatcattaa ggtaagtttg 10920
 tagatataca acataatgag aaaacagtta gaaccacaca gtagagttag gaaaacta 10980
 catatgttga aaagtgcacg tcaaactaaa gttctaaaca cattgaaggg aagtctcttc 11040
 agggctgtat gtgtagtttt ccaacataat ctctgtagtc tggatatcaa ttgttatgaa 11100
 gaaggcttgg ctacacattaa atgccccaaa tcttgtttac ttgcccctgt ttctgcaagt 11160
 aagtttaaat ttgacagtca aatttgttaa gtctgtttc actttgtgtg ccttagtatt 11220
 ctcttttatt gcttttttaa tctctcttc cttaaatctg ctaattttat atttttcaat 11280
 atttctttta atttttttta ttttattaaa gagattttgt atgatactct tttccaagt 11340
 ttgacttttc tgctaacaag acctgtttca cattatgtag cagtgggtgt ccggtaaatg 11400
 ttgaaactgt aactgtccaa gtagtagtcc taattttag tatttggctg tttctgtgg 11460
 gtaaatattc ccaccatggc ctatttcaag ctactaacgt gatgttatta aacttagatt 11520
 taagcagaga tacacacaat tggctttcac aagtcattta cagtcagtc cagcatattg 11580
 tggttagagt ataattttgt ttattgatta tctgggaaaa ttgctaatag ttattttcat 11640
 agtaagcttt gttttcttct acaagcttct gccatctcca aacaaacaa acaaaacaaa 11700
 tgctgttttg ttgctgttgg tgttttacac caaagcttgg gattcattta tccaagctt 11760
 ccatattttt tcacagaaat tetaattctt ctactctac caaaaacaaa acgaacaaat 11820
 agtatatact tttattctac tcaacatacc tctctctac tttatctatg ctttcccatt 11940
 ccaaacagag ccataccaaa ttccaagaag tcttaatgtc tttatctatg ctttcccatt 11940
 acatgataat cttttctta gacattagct catattagtc tgattttttt attcaagacc 12000
 aattaaatgt taaaatattc ctgactctct gtagttaaaa acaatgggtt tatgtttat 12060
 tcccaaagca ctttgtttta cttttactta tattgaaact tttgggcaca aaatacatgc 12120
 ccaataaaaag actaatgaaat ggtcagataa atgaatgtca tttcatggtt gtttcacat 12180
 ggcaaaagac tgctttcttt cttttattgg ttaccacaac ctgtgaaata tccaggtccc 12240
 tggcccataat tctccttaac accctctgaa aaacctaaag actatataga aaatttatat 12300
 aatggagttt tgaattatcc aaacaacgtc cacttcattt ggcatttgat aaaagatata 12360
 aacaaaaata aatccacaac caatttggct ctgccttgtt gaatataaga aatgcaacat 12420
 cacaggccac atctacactg aaaagtatct tcaataataa ttttcccaca acagttttat 12480
 tctctttaga ttaccacacac attctctttc agagtatgga gagccttcaa agtttaaaag 12540
 aaaaccatag aaaaacacta ttctgacata tcatacattg tccctgtatt cagttctctc 12600
 ttcttttact catgaatggc aactatttag gagctttaa gctttcccag attcacacca 12660
 attccccaat ggactaagct tcagccatac ataacttaaa ggatgaaaaa gatggcaaaa 12720
 caacttccct attcggaaac caatgaaaac aaacctctga tgagcaactt ggacaacaac 12780
 atctcaagag ttcacctcag ggggtgttgg caacacttac tagagtcaat tcaagagact 12840
 gtttcagcag ctttagagca aaacgtcatc tttaaaagat tatcaaccaa cacaatcact 12900
 aagtttagcc actgtttgtg aaattcaagt caaatagaag cagctgagca tactcaacag 12960
 gagatagcag ttattaaaaa gaaactggag agagggaggg agaaaggagg agagggttga 13020
 agggagtggag gaagtgaaga ataacggggag ggagcaggg agggaaagaa aagaaaaaaa 13080
 aaagaagaga caaaaaaga aatcagaatc caaattttaa aaagagtggag ggaaatcaaa 13140
 acatgctata tgcctcaagt gtaaattgctg aacttgcagt actagaggat ttaccataat 13200
 ctcaacagct tccagacctg tgacaatttg ttttgccttt ttctctaac aagcttagaa 13260
 atcatcattt attcgggtatt gacaggtgat cttctaattg ccatgttctc aactcactac 13320

ccaaggcttc tactactaca tgtcctctcc tttctttgac ttgcttgaag tttttcaatg 13380
 tttttgtttt agattccata ggaatggcaa ctgcttaaag cttttctcac ctcttgggaa 13440
 aattttcttc agaggaagta acccggggtg ccactaattg gctttgcata acagtaggca 13500
 aattttggcct taaagcaact gtgacactgt ttgccaatca gctcaaatac agattacca 13560
 aatcagattt tctgggaacc tcacagatgt ttctattatg aattctaaaa actatgtggt 13620
 tattgacaca agtatcccta atgcctttcc aagcaactta atgattcttc tcatttfaat 13680
 attcacttca atttcttgca aaceccaagc tgggttttct aagtgttca ttgaaaaaga 13740
 tcaaaaaat tcatcatgca ctgattggac tgataaatct aagtctctaa ctttgccaag 13800
 aaaaagaaaa aaatggactt ctgggtatgtc ttcaatatca gttgcctcca ggaatttctt 13860
 gtaccatgct caaattagtt ttaatccaat agtatactat ttgactgac cttgtacata 13920
 tttctgaaaa gaatagttta gagatgtttt gctaagtaga tcattttcat gataaagata 13980
 tttaaaaaga agaaaatgca tgttttgggt gcaacactca gataactaaa atttttaaaa 14040
 atcaagtttt ttggtacccc tctatgtgtc tacacagatg cacagctaac ggttctgtct 14100
 gattttataa ttactttggg ttatgtaata catattatc tgctgatcat aagccttaag 14160
 aagcaaaatt ttgctgtatt gacatggcct ggccaaaaac aacaagggaa agaaaatgca 14220
 ttcaaaaaac tggcaaaatg tttatgaatt ctaatcctct gcacatgaat aaatacatct 14280
 gacaaagagc agaggccctc agaaaggccc ctcttgacct ttctaattggg agttcaattg 14340
 caagttcagt gttgagaaac taaagcgggt tctgccaatg ttttaagtcc aagctttact 14400
 acattttgtt atttgtaaaa gtgaaatccc agataatgag ttctaattgc tctattaatc 14460
 actgaataaa gggtttggag ggaaactggg atttgaaatc gcaatctgaa agacatcctt 14520
 ttgtattttt ttacctacag cttaccatat aaaactactg tgaaaactac atatatgcac 14580
 tttttaaaaa atggtgaagt acatgtaata cgcttatatc attacttttc taaaagaata 14640
 aaatttaaaa cttcagtgtg gtcataatga tctttgacct ggaaaaaat acagaaaacc 14700
 aggccttggg ttataaatta tattgtcaat gaaagtgaga agaactctcc attcttfaat 14760
 gtgttttatg tattatattt tcatttctct ttccaaaatg aattataatg tacaacacat 14820
 ttgtattttt ctttaatttt tcacttttaa taactttctt ttttcttaac ttgttctctc 14880
 catatactga tagacctgac acaacaaaat ttacctttca aaaattcaat aatcccata 14940
 tcattgtttac ccttaaagta tctgctagga attctatatt cttattttatg ttcccaagaa 15000
 agtttaatgc aaaaaatata gaaaagcata cattatttaa acctccttc ctttagttta 15060
 tattgaaaaa attttaggtt gtgcttatgc aactgaagac caccaaccaa aagggacaag 15120
 ctggtattta gggcatcata ataactaact caaatttacc ataagacata catattaatt 15180
 agtaagttca atagtcaata tagccaaaaa ttaaatattg tccagcaata cctttattcc 15240
 tttagcaatc taaacactca catggtcagg tttaatattg tccagcaata cctttattcc 15300
 tttctctttc tcaagcctgg tctttctaaa catatagaga aaaggcacag gtctcacact 15360
 ttaaatcagg tgacatcatt gtcattcttt ctgcttctg gtctccaatt aaattcctt 15420
 tctctcttag gcccaaggct ttgactatct tttgcaatat gcagtagatt attaatgttc 15480
 aaactctgac cagttgggtg ttttcaaca gatgcctcca aggtagccaa cagttgcagt 15540
 attcactctc cttttctcat ctttttggaa gtcattcata aatttaaaag ggtggtttta 15600
 atatttaatt cagcattttg agattttttt ttattattat tttttttgag acggagtctc 15660
 gcctctgtcg cccaggctgg aatgcagtgg tgccatctcg gctcactgca agctccacct 15720
 ctcggttca tgccattctc ctgactcagg ctccggagta gctgggacta caggcgctg 15780
 ccaacacgcc ccgctaattt tttgtatttt tagtagagac agggtttccac agtgttagcc 15840
 aggatggtct tgatctcatg acctcgtgat ccaccgcct cggcctccca aagtgtgctg 15900
 attacaggcg tgagacaccg cgcccggcca gcgagatact ttcatatagg aatatttaag 15960
 aatattgtaatt ctctcatatt gccatcaatt tttttttttt tttttttttt ttgagacgga 16020
 gtctcgtctc gtcgccagg ctggagtgca gtggcgggat ctcggctcat gccatcaatt 16080
 ttaaagtcac taattgtctc acaaaagcag tgtatttcat ctccacgaaa agcactgtga 16140
 ctaaaatggc cagagtctc ccagtcaaaa ggtcatagaa tggcagcaag gtacaaaaa 16200
 cactttgctt tacagtaaac acagataaat taagaaaaac atgtaactcc acacagttga 16260
 atctgttctg aaacataatc atttcttaaa gaaagagatc ataggggaga tcaactccatc 16320
 ctcatggaa atgttgggtt aagagcaaaa gattatgagt atagagacat ttgaaatgcat 16380
 gtgttcaaaag aaagccagta aaatccttga tttccttcca cataggaaga aaagtgttg 16440
 gcttttggca tcaggtaaca tttctttctg gctaggctaa ttatccatgg agctacagat 16500
 ccacaacctc ttctgattgt ctgcacatct ggtgtaagcc tttataatgc aaatattaat 16560
 attattatgc ttctgtaaca tatttctata attaaaatca aataagtgtat ttcagaatac 16620
 aggtgactat gcaaaaaatg ttatctaggg gacaaaagaag cacccaaca tcaacttata 16680
 aaataaaaat agcattttat tcttgcaact ccttactgcc acaaaaaaac actcaacatc 16740

ctgtttgaca ttattgggtg acagggatca cagaaagaca ctaacatttt agaaaatttt 16800
 acacacggtg aattgtgctg gatctgaaac agcagcactt tgttgacact aatcattaga 16860
 taattacatc ctttgagtta ctgtgctgtc taaaattaac aagacagcca ggcacgggtg 16920
 ttcaggcctg taattccagc actttgggag gccgaggcgg gcagatcacg aggtcaggag 16980
 ttcgagacca gectagccaa catggtgaaa ccccgctctt actaaaaata caaaaattag 17040
 ctgggcgtga tgggtcacac ctgtaatccc agctacttgg gtggctgagg caggggaatc 17100
 acttcaaccc ggggtggcga ggttcagtg agccgagatc gcgccactgc actccagcct 17160
 gggcgacaga gcgagactct atctcagaaa aaaaaaaaaa aaaaaaaaaa aattaacaag 17220
 agcaaagtac ttgagcaatg ctttaagttt ctctctcata tttttcttc aaattaacaa 17280
 catacatttt tacttcaata tatatgaaaa ataatcata ggaaacatta caggtttgta 17340
 aaataatgat gacaatagta actatgtggt ctatgtgcag aagaaaagggt acattttggt 17400
 ttataaaaata ctacaggcaa aggcagtcac aataagcaaa atcatattgc aaattcataa 17520
 tttttaaaaa gattttgtag atgtttatct aactactgtg ataatcacta tagaaaatag 17580
 aagaaaggca aatgcatat gatagtctta acactactgt ataatcacta tagaaaatag 17580
 attaattggt aatattaatg aatacataga aactttgaaa tatttgctga attgcaacta 17640
 attggttgaa aatgttgcca tgagctggaa gtgaacctca tagcaattgg atctgaattc 17700
 tgcagagtag tcagaaagta tgttgcaatg tagccatgtg atgtgaaaga aaatataatg 17760
 gtctttggcc atttagattc atgttcatgt ctgggatctt ataatgcatt ctgactgcat 17820
 gactttggat ggatttctca acatttttga gactcattct caccatctgt aagatggaaa 17880
 taccacctc ttagcataaa gaattcttaa atggtgacaa aaatagttta ccaattttta 17940
 aacaggtttt tttttcccag aaataacata accctacaag aaacctccag acatttttta 18000
 aagttttatt tcttattcaa tgtttccgta ctcatgggtt gggtcagtag acaaaaatggt 18060
 cttatttttg agctccatgg ctaacctgat tgaagggagt gagtgctatg tggattctgt 18120
 acctgggata acattgtagt atacgagaac atgtaaactt atctaaggct taccttcttt 18180
 cttaatggta agagcaatgt taagctttct gagtatgcag aatttttttt tagtttaaaa 18240
 atatgcatgc atacatccct gattctttac cctgcccct ttgtactttt acttttttac 18300
 ctcatctctt agaagggcat ttacacaggc tctgatgca tcacagatgg ctgtgagatc 18360
 atgtcctctt tctagagcca acaccacacg tccatcagcc aatgtcatca attgctctgt 18420
 caaatgacca aaacctacca taatacaaac agaacatttc aaagtattaa atcaagagaa 18480
 agtgcactc agaatctaac attgagcatg tattttgagt aagtcattac taagcatttt 18540
 ctgtgtgcta actcatcaa tacttaaaat aactttatgg attaggtcct attattatct 18600
 ctattttaca gataaaggac ccaaagccca agatcccaca gctaagaagt atcacaacca 18660
 agactggcac caatctagct cttcaccagt gcacagggct gcttttcata acatggctctg 18720
 tatgtatctg gataaaaaaa ctgaatactc ttcagcagggt gtttaacaagg taaactcttc 18780
 catttgctta ccatatgctt cctgtcgtca tcaatggcct ttattataga aagttttcta 18840
 tgcccacaaat tgctatata tacaatttta cattatctaa tataatattt acattatcta 18900
 atgtaatgta aaatctatta cattagattt tataagcatt attttattat gaaacatttg 18960
 ataaatgcaa aatatgaata acatctatac gagttataaa atacaataat atgacaaaata 19020
 tctgcttttt taccttccaa ctttaaggaaa attaagttag caacactttt tcaacccccca 19080
 tgtgcctttc tctgacagta gctatcctcc tcttggggg agatcaggat cctgagttta 19140
 taattccatt gctttccttt tctaaatttc cttgtttttc aactttataa aaatggtttt 19200
 acacttttgc aacttgctat tttcatgtag tttgttagct catctttggt gatccctgta 19260
 gctatagttt ttttgctgtc tagtaggcca ttatagtca acagagggta cccattcttc 19320
 tattggcaga gagttggttt tcttgttatc accaaatttc agtttttttg tegttaacaa 19380
 taacgtcgcc atgaacattc ttacacgggt cttctgggtgc acatatgcac atgtgaaaca 19440
 gaattggtga gtcttaaaaa tctgctaatt aatgccagat tatttccaaa gggtattac 19500
 caagccccac cctcagaaac agtatatgta agaattccag ttaagtcaca tcttgccaa 19560
 catttggtat ggtttgccaa gtgggtggca aaaaaatggc atcttattgt gttttcattc 19620
 agtgaagag gggagttttc tatttctaatt ttaacttaga gatttcatta caaatgtaat 19680
 ttaatctaatt tatttcttta cacagataga cttttcccce taatttcaca gtgctgttag 19740
 ttacattaat taatatttca aatatgaagc catcattgca ttttaggaagt aaaataagct 19800
 tggtcataat gtattatctt tttagtacac acctggattt gttttgctaa tgctttaaga 19860
 ttttttgag tatgttcatg aatgggggta atctgtactt ttccattcct gtattggcca 19920
 taatgaattt tgatgtgggt gggaccctct gttttatta tctgatgcca gaatgtggg 19980
 gacaaatctc gtatgaaacc attagggctt tgtgttactt ttgaagaata tttttagtat 20040
 tgattgaatt tttaaaggga ttatatcact acacctgctt tctatctcgt cctaagttat 20100
 atttttacag gcgtttcctt cttttatttc atgttttaa tttgctgaaa taaaatgttt 20160

gtttactcta ttacattatt ttgaagttcc acatagatgt aggtggacat tgtctgtaaa 20220
 tatttctctg atctaagttc tctttcatal tttecatctc tctctgtcct gcattacgta 20280
 tatttttgaa tcagagctgt cttccagact ttccctcttc agacatctct aatctgctac 20340
 atcacatctt tagtgatatt ttcatttctg tgattgtatt atttaactct agaattccaa 20400
 ttttgttcta tttcgtgact tattgggtcat tatgataact tcttaactcc ttgtttatgt 20460
 ttttatttct tcttttattt ctttcagcat aattatttta tattctgtaa ctgacatttg 20520
 aaatcttttg gtttagtttg ctctctgttg tttctgtctg ttcatgttca tgctgcctta 20580
 attatccctt ttttaaaaac ttttattaat ttatttaatt tegtggagtac tttgagcttg 20640
 tattcattgt aactttatat gtgaaaaata tttgaagctt ggtgcaatgg actgaatgctg 20700
 actacacccc aaaatttata tatggaaatt ctaacctcca atgtgatgtt tttgagagcg 20760
 agcctttgat aattatgtag agtcttcatg aatgagatca gtacccttac aaaagggacc 20820
 ccagagagag tctcttagct ctcttggtgc ctcttaagga tccaaggaga agttggcact 20880
 ctttaatcca gattaggtag agtctctgta aattagattt gtacccttaa caaaaaggac 20940
 ccagagctct ctagtctctt tgttgccctc taagggctca agtctttact tggcagtctt 21000
 tattccagaa ggccttgacc agaacctgac catgctggca agctgatctc agacttacag 21060
 taaccagaac tgtgagaaat aaatttctgt tgtttataag ctatcagtct atcgtatttt 21120
 gatacagcag cctgaactaa gacactgggg ttgaatatgg tatctgtcat tcaagtctgg 21180
 ctcaagtgtg atattgtttg cttttgtctg atatctggga cactaccttc taggacctat 21240
 tttaaattct tatatggcaa gactggttgt ggagtttgcg gtttttgttt gcacatgtat 21300
 attataaata tggaccttaa aactttatta caaattctca tggagaagaa agtcaggaca 21360
 tctttctctt ctttctctct tctttctctt cttttttctc ttccttctct ccttctctct 21420
 tctttctctat ctttctctct tctttttctc tttctctctt acgttctttc tctctctttc 21480
 tctgaaactt tctttcggaa atctccctta ttggtggcaa aagctaagat agatatgatg 21540
 ttttatttag gagtatttct ttttctctca tttattctct tccaaagtgt tggccatttg 21600
 tcattcttct tttattctgg tctccagtta aattccctcc ccttcttagg cccaagcctc 21660
 tgacctctt ttgcaatatg cagttagatta ttaatgttcc aactccgacc gattggagat 21720
 tttggtatag atgccccag ggtagtcaac aacttcagga tttactctcc ttttctatc 21780
 ttttggaaagt caaccacaaa tttaaaagga tgattttaat atttaattca gcattttgag 21840
 ataactttcac ataaaagtgt ttaagaatat gtaatgtctc atattgccaa atttgaatgt 21900
 ttctcattca acatttagaa aaaattatca tggcatccga cctgtccaat ttcaggggca 21960
 attgccaaaa ggtacggtaa ataaaaata atgaaaacac gtgtttcagt agaacatttc 22020
 attttttata tgctttgtga acttacagca aaaaatttta atttttaa atcaattgaatt 22080
 tttcataatt catagatttt attttttaga gcagttttgt atttacagaa aaactgagca 22140
 ggaagtacag caagttccat atccagtctc tttctttcca tattaacatt ttgcatcatt 22200
 ttggtacatt tgttatgatt gataagccag taccgatgca ttattattaa ctaaagtata 22260
 gttgaggttc acactttgtg ttgtacattc tgtgggtttt gacaaatgca taatgtcacg 22320
 catccaccat tatactatca gacagaatca atgactgccc tgaaaatttc ctgtgattta 22380
 cctattcatc ctccctctct gcccctcaac tcttggcaac caatgatctt ttaattgtca 22440
 tagtcttttag tttgaaaaga aaataaattc tcaggatgta ttcactagaa tttaatgaaa 22500
 gcctataaaa tcatcagata atgagagcct gaaactaaat taggttgctt ctattttgaa 22560
 caataaaaata atacattaat cccggtaatg cattaaaata atccacttgg taacaactg 22620
 cctagatttt ccttctctgt cttagcactg atgttcacca tgaacaggat gagtgaatct 22680
 cctcaaatatc ttgaagcact ttaatgttga ttttaaccac ttaactacta tttggatgga 22740
 agtcaaatta gtcactttac aattatcacg ttttaaaatt cttgacaaaa atacatttaa 22800
 aaaggattta aaaattagtt aaaaactggt atcaagcatt tttagttttc tcaattctca 22860
 tggacctcat tatgatgccc ataagaatct tttaccaggg ccacttagga atgaggctgt 22920
 ccacactaa ctaccttatt accgggatga caataaaaag aatgataaac attcagaaaa 22980
 gaagtaacgc aaaattttga tccctaatgc ttagaaatgt tctttccctg agccaagatt 23040
 aatagcacat agtaattagt accattctag aaaatttag taaaaaacct aataggtaag 23100
 gacacatttc tgttaatcat attattaat attctagacc gctttttctg taacctaaac 23160
 cagggctaca gttataattt taaaagatat aataaatcaa gccagaatc ttactaataa 23220
 tttctagtaa ctgagaattc aattatctaa agtcactact gaacaaacca aatcactgga 23280
 ttaaagaaag aaagagacag agcgatccaa atctggttta agttcactct tctctctggc 23340
 aatgaaaaaa agtcccataa aatgccaaat tttagtggga tagtaaaaag tgggaaggaaa 23400
 gagtggaaatg aagttaatct ttgatctcta tccaaattcc tctttctttt acctacaggg 23460
 tttatttcca ttcacatgtt acccatgtga tctctgcagt cagagactga ggcagctgaa 23520
 ctctaagtta tgcatgcaca aaacattcaa gtgatgtaag gaaagttcta caaggcccat 23580

gccctttctt caaatcaaaa taagcaattc agtatttttt ttttaatttta ttatcctgaa 23640
 ttctgtgtg tccactgtta ctgtacatat tagaaacatt aaaaatgcca gccgagtgtg 23700
 gctaccagg tgaaggatt atttttcagg acatattaaa ggtttcagtg gcatgtgtac 23760
 gtgtgtgtgt gtgtgtttgt gtgtatgtgt gtggttagatt agagcatata taacaatttt 23820
 agtaggcatg attgcaagtt tcatgtaatc atattttact ctagcttcat taaagacaca 23880
 aaagctcacc ctacatttga cagtaaactt aataacacct tcagagttga aaaatttttag 23940
 cacagacctt cctcaagcgg ggttgagtgt tttgagtgtg agggctgatg ggctaagtga 24000
 ttaagtggaa acggtgttcc tataccatgg taccttgtag gctcaagcaa tcactggaca 24060
 tagagatgga aacgggttct caacaaccac atagggcatc agtttccctaa ttgagtgcag 24120
 agctgagggg ggagcttggg tgectcggag cagccacatg tacaggttca tattgggatg 24180
 cactgactaa aaatcagcct tgacagacat ccctattacc tgtattgact acaaaagaat 24240
 ctgtatactt tatagggtt ggtttctgct aagaaatcat attgtttcag atattttttt 24300
 ttttgaggcg gcgtcttget gtgtcacctg ggctagagtg cagtggcgtg atctcagctc 24360
 actgcaacct ccacctcccg ggttcaagca atttccctgc ctcagcctcc cgagtagctg 24420
 gactacaggc gtgcaccacc acaccagct aatttttga tttttagtag agacgcggtt 24480
 gcaccatggt ggttggccag gatagtctcg atctctgac ctctgatcc accagccttt 24540
 gctcccaaaa gtgctggaat tacaggcgta agctaccatg cccagcctg tcaatactt 24600
 tttaaaagag atttggtaac ttaagctttt attttaggaa atattttaga atgaggcatt 24660
 aatcaaacac cacatctact actaaagaat cctacatgta gcctgggtgt tttaaaaatt 24720
 gtctatcagc attaaattat aagcatgaga aggttctac attgtaaaa atcatttctt 24780
 ttgatgacca agtggagctg aactggtaat taccatgacc ttgaaaccac tgagaaagag 24840
 aattagaagg gccttttcag aatgaaatcc tctgtttggt tccattaatt tagtagaac 24900
 aaatttaata tttttgatta taaaaataga attaaataag ctatcaatat ggtaatggtt 24960
 tcaaatatc aatttcaatt tgatttctg atactttata ggggttgggt tctgctaaga 25020
 aatcatattg tgtcagatt ttctctagtt tagaagttgt ttgaaatgaa aagttgctc 25080
 agaaggctc aaagattaag ccttatatac gtatttaata accaagtcag atgacacaaa 25140
 aggattcacc cttcaagggt acatgtctca aatgcttctc tctaaccatt ccaaatagtt 25200
 cccagagaat agtggtagtg aaaggaaaca accttaacta gctttatttt aattttcatt 25260
 aaaaaaaaa atattaaaaa accaaaaatta ttgcattctc gttgtaagaa atttggaaga 25320
 tgatagaaaa taataaataa atagtataat aataaacagg ctctatggtg tgatataatca 25380
 tataaagtgat tatcttttat ttgataaata aataaaataa atgatcatca tcaaaataatt 25440
 ataaataata ataaatacat agttccatcg accagaaata gccaatctca cttttgtgta 25500
 tttcatgctt cttgttgtat ttctaaata aaacaaaatc attctgggtt tttaaaaata 25560
 catttacaaa tatcaaatag tggatacatt ttcatgttc tctacaatat catttaaaat 25620
 gtaccatgc accaagcaat tctgttttta gatatttaag tgtgctttag gtttttagtt 25680
 taatatacaa gatagcaaat aatagcctag tgtataatca aagtgaccaa tgtatggttag 25740
 tgtttatctt attctagtgt tattatgtat tattagggtt ggaagaagcc ttgctctttt 25800
 tattgctaac ttatctggtt caccagagca tgggctagaa cctaaagcac ataaagccaa 25860
 aaggagaaca aagtacagtc agaactgtat aaacttttt cttttagaac ccatgtatat 25920
 ttagcaatgc ctattttgaa taacctaatg ttttgataga agctcagaga aatgagagat 25980
 tctcccacaa aatctgttcc tattacaaaa aattggaagt ctctatggag 26040
 gccaaaactg agttaatgct gtagtagggt gaacagggaa ttctctcaa cctacaattt 26100
 agttactatt gctatcctgc ctcctgtag taaaatagaa cagactctag aatcagcagc 26160
 caattctcag agaaagatac ctgatcatg attcgtttgg ttaataaaga aatggtgaca 26220
 cattgtgatc tattggataa gtcattttac ttctacttaa acatttgttg acgttgtgta 26280
 tgccagtctc ccattcatga caagtctccc cccaactatt attttcttc tattgaggaa 26340
 agcctctagt taaaaaaga aacaacaaaa atgattctgg caacctccat cctcactctg 26400
 ccattcagca gcagaggcac tggcatcaag ataagcagga gtgaaagcct ttgaaatact 26460
 cactgacacc tatctcatga tgatttgtat taatttgtaa ctcttctatg gctaaaaagt 26520
 ctactacca atttactcat ttattaacat gtcaattaca tttgggctcg aaatgtttt 26580
 gaagacttca ccacacattt aatatagtag ggaccaaagg agtcacacat tgttgccta 26640
 ttttcatttg aaattaaatt tttctcatcc attggactac cttctgtagt tatatccaaa 26700
 aagtattact gaagaatgca catccaggga agtctaatta taaaaactgt agccattttc 26760
 ctccctctct aaacccctg gtcattaagt taccatgtta ttctttagga aaatgcagtc 26820
 aggetcaagt agagagagaa attcgggtag cagtggcag tctcatgtat tgtgagctc 26880
 tccagcagga cttcaaagca gaatctgatt gttgagatg ggaggaatgc tttccacaga 26940
 aatacctttt taagactcat ggtgctgtaa ttcatatggt aggcacttgt gattcattcc 27000

tggatgatgtt gggatcattt aactcacaga accattgtcg ctaccataaa gtcctttcat 27060
 ctgtagccaa aaagggttat ttcattgcaaa tgaaaaattt tcattaaagt atcaccttaa 27120
 taacgggtaa agatatatat tatctgggta tgtttaaaat gtaaatttat gaacatattc 27180
 tgaagattca tttcatgtta agattttact tatttgatgt cccaggactc tttccaagtt 27240
 cactgaatcc ggaaatcaat tttataagaa atatggagat tattaccatt aaatctttca 27300
 attggcttat tccaagcagc cctataaata ctgcatatgt tttaaagaaa gcattttcaa 27360
 tcacagtaaa aatcctttta ctcttctagt cagtgatgct ccaggaggta agtttatatt 27420
 ctcagcacct tttgaaagca aatgaataaa ttgtatccta aaaaaagtct gaaacaacag 27480
 aatacttcaa tgccattatt ttttgtaaga caaaattgat cctcagaaat tcctgagaaa 27540
 ataaatggca agaattgatt actggaactt tagttatcca tcaatccatc catccatcca 27600
 ttcacccatc cctccatcca tctacgatcc aactacaaat caactattat ttacaaaata 27660
 cctactctgt gccacagttt tatacataat tctgatactt ctattagata tgagttatta 27720
 taaactctat ttgaacctca gttatattac ctataaataa aattaaatc tacttattct 27780
 acatcacagg tttgaaatga atattttaatc attaaaggcc aactgcaaaa tggatacaca 27840
 gtttatcaaa cagagtctgg catatggcag atgctcagta tttatacatt tttttggaga 27900
 tgaagtctca ctctgtcatc caggctggag tgtagtgcca tcatcatagc tcacttaacc 27960
 taaaattaca gggcccaaac aatcctccca cctcagctca ctgactagct tggattacat 28020
 cccactacca caccctacta atttttcaat ttttttata aggacagggt cttactatgt 28080
 tgcccaggct ggtctagaac tcctggcctg aagcaatcct cctgcctcgg cctcccagag 28140
 ttctgggatt acaggtgtga gccaccatgc ttggccagta tttatacttt taatgaaagc 28200
 ttttcattta acaattacag atctagatat aattgcaagt ttacatactc caattctatc 28260
 gttttaagaa gtggatgagg aaactaaggc ccatagtgat accagagagc aattttttga 28320
 ggaaaagtaa agaagagcaa gtaaaacatg aaaaatgtta tgctcttatg atatatctgc 28380
 tatagaatat ctagtatcct ttttgaacaa tgtttttaa aaagacattg tggccaatat 28440
 aagtagaaaa tcatgttcaa agatgggggt gagggtgagg aggtcaagt cttctgggcc 28500
 gaagttcaag tccaaataaa tataacacac caaatgaaaa aggtcaagt cttctgggcc 28560
 acaaactctt gcttacatag gtgtatggaa aaaaaaagat gtatttaact aaaaaaattt 28620
 aacttataca aaatttcatt gatttagttt tacacagggt aaaactaaaa caccatgtat 28680
 tcaagaggac tcaaaaaata attgtggtag atccattcaa ttaagagata cctactaaga 28740
 agctactatg tgaccaagga actgtgctgg caatgaaggc atagttaga gccaagcaaa 28800
 ggtgttcatt acccttatat ggtgtataaa ctaatgttag tgagacctaa tataaccagg 28860
 caccatgcta agtgetgaaa tgcattatct gtcaatcaat gacaaagtgg ggataagagg 28980
 taagaacatt aacttgccca agcaacaaag gtcaatcaat ttctgtggct aaatccaagt 29040
 ttgggtcagt tgacttttag gcctgtcatc caagccactc ttctgtggct cagtgccagt 29100
 aatattgaaag tgcaaattha atgcattagt actacaatca cagtgccagt tgtgcctgaa 29160
 aaataatcct caaacgttaa tgactgtaac ccattcttct tactcaagct acaacttaca 29220
 gtagttaaaa ctgatccact tggatTTTTT tgctatTTTT tcagtttgaa aaggaaatat 29280
 atcaccctt caaaaaacta attccttttc aaactaacc ttgcatctaa gttgcatatt 29340
 taactttgag cacagcatta attcatggca gttactccca aattcaactc aggttatgat 29400
 ggccatggca acacttataa ttgaccattg ccaaaaagct tatgactga tttgccataa 29460
 tcatcctcac ggtttctgaa tgcttagttg ctttttataa actgatattt tcaactagca 29520
 tagtacctga cacacaataa gttatctggg ctttaaaaaa acaaacaaac aacaacgaaa 29580
 atattactat tgaatctcaa tgtgtatatt cttcacaac agatgatcat tcatctttaa 29640
 agtgctagat aagatcagc taaattacac agatttgtaa aatggtagaa aaacaaaacc 29700
 gctgccttct aaggaaaatg gggacatgct tcattgcaa aaacattcct tggaaattgca 29760
 tttcccaaat gaccagggtt ttaatttca agaccaaaa acctgatttt aaaagataag 29820
 tatctaccct ctgggcaaaa ctgatgactt cttatTTTTT ctgccataag tggaggttca 29880
 ggaaccctcc gaattgtaag ttacaagcaa ccatttaatt tagattaaat tagacagcaa 29940
 ttgtatgtta actaaatatg aaatgcctct aaatgtgttt gttaaagatt aagaattcca 30000
 tagtatataa gcttctatta tacatttgtt attgatgatt tttaaaataa atcaccattt 30060
 aatagaataa cttaaagaat atttgcaaaa gaaaggataa ctttagcaa aattcataag 30120
 catctaataa gcccaatagg atagtttaga tagttttttt ttttctctc ctttttttta 30180
 aaacaggcaa ttctccaaca tcagggcaga aaatccgag tacaacatg gccaaatcc 30240
 tacaccattt ttacaaatgc catgttcaa cctgtcaata tggataaaat aaaggcttct 30300
 tttcaaatc ttatcacagt ggttttgttc tgttttaagt ctattcccac ctgccattaa 30360
 aaaaatcatt aaaagaaaat aaagactgcc tccaatttcc atgaaagatt tccatataac 30420
 tatcattctt tggggaataa cattacatat tccatagcgt attggatcat tgtttttatc

ttgcatgatt ttctacctt tccaagttgg aggtgtggga catgaaaagg gagtctttcc 30480
 tttattatgc cagagggtctt tcatcttaag ccatgggtcta cttgtgagtg aagcccaata 30540
 tccaacttat ataaaatgct ataaaacctt cataatggta aagatagagt atttcgggta 30600
 agggcgtgac attttaggtc aaacacttca agacacttaa ggtatctgaa agaagatgac 30660
 aagattgtgg aattgaatga tgagagagtg aggtaagcag aggacagatt cagggtgggg 30720
 agatcaaaga taaagaggag ttgccaggac tttggggaat agctgggtat gtaccagaat 30780
 aaataaaaaa gcactatgct agccattcta gaatcgttca aactgagagg tcatggaca 30840
 ctttcaacaa ggggtctataa tgagattagg caactacttt tcaaaccaa gaagctcgca 30900
 gatgcattag actgggagtc aagctggaat aactagggga tacgcagctg ttgagtctat 30960
 tgctctaacc ttagagtggt agtttagatt tttcaaaaat agttaaatt tcagaatctg 31020
 gatattaacg gatagatgta taagataaaa aaagtagcac tttattaaag tgggaccatc 31080
 agcatttcac ttatcccaat cacaagtatt atagcttcag aaaataatag caactgggtg 31140
 ttaaaaatta cctaattaat aataggtgac aaaagaaatt catagtgact ataaaggaa 31200
 taaagctttt ctacattatca ccatgtgtca aaagagttgt gtaactcatc ctaataattt 31260
 ccaacttcaa attcattgaa gagacattac ttctcttagg agacaccag gcgttctctg 31320
 ccagctgctt aaaccctctc tagacatttg tcgattttta ttaccataaa aatgttaact 31380
 gcttaggaaa attatctagt ctaccttggg aagcatcagc aacagagcca ggggtggcacc 31440
 actgattctg aatttggata aaattaatca ataatttcaa atgatattag taactaaatc 31500
 taactcaggt tctatagcct actgcataat tggacctgcc aattcccatc tctggacttt 31560
 gcttggtttc tctaagggtc aaatataagt gtcagactaa ctcatatttc ttaaagtgga 31620
 gtttaacctt tggttaatca gaatctctcg ggtgtttgtt aaaatgcaga tttgtgagcc 31680
 tcatcccaga ccaagtttga atccaaatct ctgcatttaa agtaagttec tctactgagg 31740
 tttgagtttt tccactgagg tcttctacc tgcattgagg tttgaaggtc atctgactac 31800
 aaaatcttga aggcttccct ctagctgtgt tatttgagtt gatcctctca caacattttt 31860
 tatttttttg ggaaaaagaa attagactat cttacatta taaataatag gtttaattat 31920
 atagaaaaca tatagaattt aaaaatagga taatttagca cagtgtcttg ttataaaagc 31980
 aatttataat aattaatggt ttttaattat tattattata gtttaagttg tagggtagat 32040
 gtgcacaacg tgcaggtttg ttacatatat atacatgtgc catgttgggt tgctgcaccc 32100
 attaaactcg catttagcat taggtatate tccaatgct atccttcccc cctcccccca 32160
 ccccaacaac ggcaccagtg tgtgatgttc ccttctctgt gtccatgtgt tctcattatg 32220
 cagttccaac ctatgagtga gaatatgcgg tgtttggttt tttgtccttg tgagagtttg 32280
 ctgagaatga tggtttcag ctccatccat atgtgccaca ttttcttaat ccagtctatc 32400
 gttatggctg catagtattc catagtgcac tttgtctatt tgaatagtgc cgcaataaac 32460
 attgttggac atttgggtg gttccaagtc tttgtctatt gatttatagt cctttgggta tataccagc 32520
 atacgtgtac atgtgtcttt atagcagcat gatttatagt cctttgggta ttgccacact 32580
 aatgggatgg ctgggtcaaa tggatattct agtctagat ccctaaggaa ttgccacact 32640
 gactccaca atgattgaac tagttaacag tcccaccaac agtgtaaaag tgttctctat 32700
 tctccacatc ctctccagca cctgttgttt cctgactttt taatgattgc cattctaac 32760
 ggtgtgagat ggtatctcat tgcggttttg atttgcatt ctctgatggc cagtgatgat 32760
 gagcattttt tcatgtgtgt tttggctgca taaatgtctt cttttgagaa gtgtctgttc 32820
 atatccttca cccactttt gatggggttg ttttttctt gtaaatttgt tgagttcagt 32880
 gtagattctg gatattagcc ctttgtcaga taagcagggt gcaaaaattt tctcccattc 32940
 tgtaggttgc ctgttctact tgatggtggt ttcgtttgc gtgcagaagc tctttagtct 33000
 aattagatcc catttgcac ttttggcttt tgttgccatt gctttgggtg tttagacatg 33060
 aagtccttgc ccatgcctat gtccctgaatg gtattgccta ggttttctc tacggttttt 33120
 atggttttag gtctaacatg taagtcttta atccatctg aattgatttt tgtataaggt 33180
 gtaaggaagg gatccagttt cagctttcta catatggcta gccagtttct ccagcaccat 33240
 ttattaaata gggaaatcctt tccccattgc ttgttttgt caggtttgtc aaagatcaga 33300
 tagttgtaga tatgcccagc tttttctgaa tctcaataa aatactggca aaccgaatcc 33360
 agcaacacat caaaaagctt atccaccatg atcaagtggg ctctatccct ggtatacaag 33420
 gctggttcaa catacgaaaa tcaataaatg taatccagca tataaacaga accaaagaca 33480
 aaaaccacat gattatctca atagatgcag aaaaggcctt tgacaaaatt caacaacgct 33540
 tcatgctaaa aacgctcaat aaattaggta ttgatgggac atatctcaaa ataataagag 33600
 ctatctatga caaacccaca gccaatatct tactgaatgg acaaaaactg gaagcattcc 33660
 ctttgaaaaac tggcacaaga cagggatgcc ctctctcacc actcctactc aacatagttg 33720
 tgggaagttct ggtcagggca atcagggcagg agaaggaat aaagggcatt caattaggaa 33780
 aagaggaagt caaattgtcc ctgtttgcag atgacatgat tgtatatcta gaaaacccca 33840

ttgtctcagc	ccaaaatctc	cttaagctga	taagcaactt	cagcaaagtc	tcaggataca	33900
aatcaatgt	gtaaaaatca	caagcattct	tatacaccaa	caacagacag	agagccaaat	33960
catgagtgaa	ctcccattca	caattgcttc	aaagagaata	aaacacctag	gaatccaact	34020
tacaagggat	gtgaaggacc	tcttcaagga	gaactacaaa	ccacttttca	aggaaataaa	34080
agaggataca	aacaaatgga	agaacattcc	atgctaattg	gcaggaagaa	tcaatcttgt	34140
gaaaatggcc	atactgcca	aggtaattta	tagattcaat	gccatcccca	tcaagctacc	34200
aatgactttc	ttcacagaat	tggaaaaaac	cacgttaaag	ttcatatgga	accaaaaaag	34260
agcccgcatt	gccaagtcaa	tcctaagcca	aaagaacaaa	gctggaggca	tcatgctacc	34320
tgacttcaaa	ctatactaca	aggctacagt	aactaaaaca	gcatgggtact	ggtaccaaaa	34380
cagagatata	gacccatgga	acagaagaga	gcctttgaca	acttttatta	ctttttagta	34440
gtcaacaact	taagcatacc	aaaacaaaaa	taaaagacag	tcagattttg	atttgcttat	34500
caacaagata	aataatagta	tacattgtta	ttccaggctc	aggacttcca	tgaatttgta	34560
taggaggtgg	aatttcatcc	tggctctttg	cttctccctc	gcctcccacc	tccctttcaa	34620
gtgctctttt	cttcttccct	ttaatecctg	tgaatcttc	tttgaacaaa	tgaatttaca	34680
tcaatggggt	gtttttatca	ggtggctgta	gatttgggag	acacatccca	acatttaaat	34740
actaatactt	gcaaaactca	tagaaaagtg	cctaacattg	taagacttat	gtaactgctt	34800
gttaattcta	gaatgatata	acattttttc	ttcttagga	agattgctta	agtggacttg	34860
tgctctggct	ctcacaaaaa	atagtcctaa	aggaactat	ttactcacat	ttaacaccaa	34920
actgggttacc	atcatattgg	ttagctttat	gtgaaagtat	aaacagttac	atgccaacat	34980
gaagaaaacc	ttccaaaaat	agtaataaaa	tagtttaggt	atcacgataa	ggggcaactc	35040
cttggaatg	ataatttgca	aatgatata	taagegccct	tctgactttg	tgtttctgac	35100
aattataaat	tttccctgaa	gtgcattggc	tattctttat	aattaggcct	ttacattaat	35160
tgtggcttat	tactgattaa	ctcaagtatt	tattgcaaaa	agttttctat	gttgtaatta	35220
ctcttttatt	accaacgact	taaaagggca	aagacttgat	ttgcacaggg	gatctgaaac	35280
atgtaatatt	actaaacaaa	agcaacttgg	gctctattga	accaaccaga	gaactaaata	35340
tgagaggccg	tgattctcaa	cacaaaacaa	ttgttcaggc	ccctaggatt	aaaactaagt	35400
tttaaacag	gagaactctc	attaattcca	ccgtaatcat	ttaactacaa	ggaaaagcag	35460
gttctttgga	tacttcatca	tttcagctag	ttgattcaat	agaataattt	catgttttgt	35520
ttctggtgaa	aacaatggag	gtggcacaa	ttgtagagct	atgcggtcaa	actgtgttat	35580
gaatgcatta	ccaagagta	tattaatett	ttagtggagg	agagacagac	aataagtgtg	35640
aaaaggtagt	aagactgtgg	ttattttgg	ggcttaactt	aggagcaact	tttaatgatc	35700
acctgaaaaa	agtctaaaat	tcttatgtct	attcttaacc	tgagtaataa	aagctataaa	35760
aatcatatat	taagtgtgct	atataaaata	tttctagaat	aatactctgt	tattaacagt	35820
tttatctctc	ttgctttatg	aaacactctt	ctcacctggc	ctagtgccat	cacattcttg	35880
gatttcccc	tttcccctcc	atcccccca	tgtcaagctg	ccagctcctc	tacctcttc	35940
cactgagaa	acatgggtac	tcctcagaga	ctggcctcag	cactccatte	tcctctgca	36000
aacatggttc	atcagtgaat	gttttcattg	tcacagttat	accattatc	actgaaccaa	36060
agactgaaat	ctccttttct	tctgttgcg	ctttctagc	ccttatctcc	aatcagaaat	36120
ggccagaaat	gcatttcttt	gcacatcgac	ttgattttaa	ttgaaatgtg	ttaaataata	36180
tccattatcc	gtcatcctcg	gtttctctc	ctgatgtcac	tactttggcc	aataggtaat	36240
caagatttg	aaaccttaat	gtctgtcaac	gctaatagaca	cactatctca	aactacccaa	36300
tgacaaatga	gcttaaactg	ctcagtttgg	taatcagggc	cccaatatgc	cgttattgtc	36360
aaaatgactg	caatgaatag	gctttccatt	gcatgtatta	gataagagca	tagatttggg	36420
ggcctgaatt	tcactctctc	cacggtcate	agtgtcatct	cagacatatt	tttaatttcc	36480
ctgagctctc	ctttcttctt	caataaatcg	gggatagtaa	cacccaaagt	taaggtgaat	36540
acatgaaaaa	aatgtactta	tttactttgt	ccaatgaaag	gacacagtaa	aagcagcaaa	36600
tggttgctgg	agaacaaatg	tgatctcttc	actogtgtcc	ttctttccat	ctgcttttcc	36660
tcctctctc	atctatgtct	aacttaccac	tcaagaggaa	ctctgctgcc	cccaccacaa	36720
cgttcagaca	agtggctctg	atcactagac	attttgcttg	cagaatttgc	tcaatcagat	36780
actgtctttt	ttcatatata	cgtgtctttt	ctattttcaa	tttatttgtg	agattttgaa	36840
agagtagttc	aacatcctaa	ttcttggcac	atcaaccaat	aaataaacac	agtagtattt	36900
actgaaaaaa	aaatcccagt	ttttttcaa	attcatatcc	agaggtccag	agggatgctt	36960
caattgtgca	gtgcccattg	ttgatcctga	gttctcctc	atgactgact	gcaaaaacca	37020
tgacagtgtc	tgagcggaga	gatcagtgct	tggacctctc	ccttgetctt	tcctaagtaa	37080
cataagatga	tttcatattt	gagagctttg	aaagcatttc	agctcatgtt	tactattttc	37140
tgtctaccac	aaatattcac	agaacttcta	agagcatatt	gaaactgaag	tgtatcatct	37200
ctgattgggc	acaataatac	ctcagaatgt	attctaacat	caataaaatg	tggactcttc	37260

cccagcaata ctcaggaag cctcttaggt tccggaata aacattctgg gatgctctgc 37320
 aggccagatg tgcagactgt tgagatggca ttgtgggaga gaaaagaaag aaccaagcc 37380
 cattaactt aggatattcc cagagtggct ttacttttct ctgcttttct ttgccaagac 37440
 atggccagca agtcctttac tctgttttc tatgtatgta cactttttgg ttgtttgtga 37500
 atattgatta aataaggaag gcagaggtgt ttgggagtaa tggtctctgat aggcgggtag 37560
 aatgtgcac ttaaattcaa agcatttgtg tgcccgttc tctctgaagc tcaatagctt 37620
 ctatatctat ctcattagcc acataataga attcatcaac attttacacc actttatgtg 37680
 cctgtttctc tctgaagccc agtagcttct acctgaagt tcaatagtt ctctctgaag 37740
 cccaatagct tctatctcta tctcattagc cacataacag aattcatcaa aattttacac 37800
 cactttacta actgtattat tttgagcaaa acactttgcc accctgagac acagtgtcct 37860
 cactttctca tttgtaaaac taagaaatta ttgcagatga tatcaaagtc cccttgcat 37920
 tatgattcta cattagtcaa agattcatct ctaccaccac atcacagagc tctgtgggtc 37980
 aaactctaact tactctcttc aatgctccaa gaaatggctg ccaaatttct ggctagtgc 38040
 tgactttca tttcacgct agtacacttt caaacacaaa ccatccctga gcctttctt 38100
 gttctttgga gatgtctgct tccgtcatcc caagaaaatg caagaacagc caaatgcagg 38160
 tgtttgggta tggcctaagc actaaggttc tttgtctttt tctgtttttt tttttttt 38220
 ccagcggggg gtgagaggag ggtctgtttt aaagtacaga aaaagtcaca aaggctgatg 38280
 cgaagcctta acatctactc tegtctctg aaattccctc tgaagtctac gggaaactctg 38340
 cactctaagg gccaggtccc ataattggta aatgagaaaa tatccaaagg aacacaattt 38400
 taaagttaac aaaaaaacca taaatagaga aaaagtgtt ttgtttgtgt tgtttgtgtt 38460
 gttagggaaa aaattggagt taaaatggca tattttttc gttttaattt ctgggctgtc 38520
 agacatcagc tctgaagccc tgattcagaa cacatgcggg gtcgctttga agttccgact 38580
 gctttttttt tttttaacaa tggcagaaag atataaagaa attaagctgc aacataatca 38640
 taaaacaaaa cttctggact cctgatttgc aaactgtcat tctttcattt gttcaatgct 38700
 tcattttcaa agcttcattg tggcacataa tttttgttaa tttttcctt taagctcgac 38760
 cttagctatt cttttcctct ccaaagtggc gactctact tttattttat tcaacttaa 38820
 aaaaaaatag tttgttgcgg tttctgaaa acaagaaagg aacaggaaaa tccagagcaa 38880
 tatagtaaat ggaatctttt tgataaaagc catagcaata tagggtttag ctcttaaagt 38940
 aaccagttct cttggcataa agacaaaaat gtaccttaa ttttcaggca atctaaagaa 39000
 aatgtctact tggttttcat gctctactta taaaatatcc ttacagaaga ttttaggatc 39060
 cttataaaaa actgtgcatt tcaaatatgg cctgacagat gccacatttg aaaaacacaca 39120
 tcccctacac atacagacac atgcacaaat gcgtacaaat tgatttattg ttgtcagtc 39180
 gtggctcat atctttattt gaacaagata ccaagattt tgtaatcaa ccatccctt 39240
 taaacttaa gccacaaac aagctacaag tttcttagtc cccaaaatca tgtttctcat 39300
 tctgtttttt tctataatc tcttcttggg tgtattatgt aaagtattcc aatatttata 39360
 ctctttccaa atactgctat accaattcta tagtgaact tctattccag aggtttttc 39420
 tgctatatct ttaacggtca aaatttcaa aaatatgtt ctctcccagc gtaatgacct 39480
 ttaatacact tacagtgact actagtcatc ttttacatca agttccaact caatacatca 39540
 aagttaagtg ggaattgaa atgactatcc catcaatggg gtgctaaagc cagctcatic 39600
 tgacttgcaa gaactgacag ctaaacttc agaaatttgg gagcctgggt taacacat 39660
 tataaatgtt aaattatata aacttacaac ttaaaaatta tattagaac aaaggcata 39720
 tgtaccccaa attcattat tctgaattat tttactatat ttgctattat ttgtgctatg 39780
 ggggttactt atgtctattg tacagataga gttgaaatc tggactatgg attgctgttg 39840
 catgtcttgt ctcagctgtg ctagttaact ccacattgaa aacctgaaac gaatgaatag 39900
 ccgggtggaa tgccttcgct tgtctgggct gctgtaacaa aataccataa actgggtagc 39960
 ttacaaacaa caaagacgta tttctcatat tctctggagg tgggaagttc aagatcaagc 40020
 agaagaaaat cagattgata ggagattcag tactgggtga aggccactt tctgggtgat 40080
 agacagcacc ttgtcaccac gtccctacat ggtgtgagag gcaagacagc tctcgatggc 40140
 ctcttaattg agggcactaa tcccatttat ttagggctct gccaccctca tgacctaat 40200
 agctctcaaa agccctacct cctaacatta taacattggt gataagggtt taacatatca 40260
 attttgagag gacacaaaca ttcagaccat agtagtggg atattttct tggttttgtt 40320
 tttttgtttt tgttttttaa gagctacttt ttaaattttt acctgcaat tactaattgt 40380
 cttctgtacc agaattattg aaagagctaa tttacaattt acaatgagta cttatattga 40440
 atcgtggatg cttcatcctt aacttccaac tgttttttaa tccattcact gctagtcaat 40500
 atattatctt ttaaattct tatctcttag gtttttaact tctctctgc ctagaatgaa 40560
 actgcatttt cacatctact gaaccacctc tcaaagcttt aatgaaaact tacatagct 40620
 gtgatgtcaa tattaattag gaaggctgct ataagcgtcc tcttattttc tggcacaggg 40680

tcaggcacat ggagtcacaa ggaaacagaa agaaaattac gcatattatt tgtttaaagg 40740
 tgggtggaac aaattgtgta ttgctatgtc attaccttag aattttggac tgtaaagtgc 40800
 tagaagggag gtaccacgta tgtcaagtag cctgattcct taagtattaa ataatcatca 40860
 gatagattgc caaacatcct cccattctat tttgacaaca gccacatctc ataatgaaa 40920
 aacatttggg catcaagtag tttaaattct attattctga cttgagtgac tgtcttgaat 40980
 acaaacagat tttagacatg gcgaaatgaag atatttttat ccagaaggga tgtggaagat 41040
 atttggataa gaactggaga aagtccaacc gtggaaatta gccacgtgtt gaaaagtttg 41100
 cattatttat atatacttat acagcctttg ttctagtact caaaaatgct agagtcctct 41160
 ctgacacaaa agagaaatag aaagttttta agcagagaaa atatccattt gtatgtgcta 41220
 caactaaata gcaactgttt cactgaaaac tcttttagtt tctaatagtt aagatcagta 41280
 ttatttacag tgcagtgaat tactaaacac attatttaag ctctagcaga acatacattt 41340
 caaggtgcat gagcatattc ttggtgaaat tataatacct acctctcaa ccttctgtaa 41400
 gtttaacaca aatctgtctt acccaaactt ctgagtaata ggggattact ctaatttttt 41460
 gttagaatcc ttgcgattta tgcaatttac agttgtctca tttttgtttt ttaaaattaa 41520
 aatctgacca atatttctta atgtccatac tattgagatt tcagagcaga cgatgctttg 41580
 atatagagaa ccgtccagtg cactgtagaa tgttcagcaa tatcctggg cactaccac 41640
 tggatgctag tgggaccttc aagttgtggc aaccacaatg tctctagata ctgccaaata 41700
 atccccagga aagcaaaatc acctccattt gagagcaact aaattaggct aattttcaga 41760
 gaaagtggta attcaatgca taacatattt tcaaagtgtt cttatttatt gataaagaaa 41820
 acaaatttaa tattaatact tataccact tattggatc tttttagtt ttctacagtt 41880
 ttaaaatatt atctcatttt attctgataa aaacttaggg gtaaaggttt ttatgttcat 41940
 tttcacagct gagaaaagtg aacataagag aggaaataac tcctaaagc tcgctcatct 42000
 atagtgtctg tcttacata ttgataataa gatgaattga gcaagagat ttaacaattg 42060
 taaataccca aactggagc acccagatac gtaaagcaa tattattcta tgtaaagaga 42120
 gagagatc ccaatatgaa aatagttagg gacttcaata cccactctt agcattgaac 42180
 ggattatcta gatagaaaat ccacacagaa actttggatt taactacac tagacctagc 42240
 agacgtttaa agaattttt atctgacaac tgcagaatac acattctct cattagtaca 42300
 tggacattc tctggaatag atcatatagt aggtacaaa acaagcctca aaagattttt 42360
 aaaaattgaa atcatatcag atatcttttc tgaccacaat ggaataaaat tagaaatcaa 42420
 taacaagagg aattttgga actgtacaaa tacatggata ttaacaaca tgctcctgaa 42480
 taaccaatgg gtcaatgaag aatttaaaaa ggaaatttaa aaaattcttg gaacaaatga 42540
 aaatagaaa acaactcacc aaaaccatg ggatacagca aaaacagtac taagagggca 42600
 gtttatagca ataaacaata gatttcaaat aaacaacct acaatgcat taaaaaaaa 42660
 ctagaatagc aagaaaaacc aaacccaaa ttagtaaagg taaagaaata atgtttcaga 42720
 gaagaaatga acaaaataga gacaaaaaa tacaaaagat gaacaaaatg aaaagttttt 42780
 aaaaataaaa gataaaciaa attgacaatt agctagacta agaaaaggag acgagatcca 42840
 aataaacaaa atcagaaatg aagaagacat tacaactgac accgactata caactacatg 42900
 acaagacatt acaactgaca ccaactata aactatacaa caacaagaca ttcaactga 42960
 caccaactgt acaactatgc aacaactata aaacggacac aagtataaac caacaaata 43020
 gaaaacctag aggaaataga tacatttctg gatacataca acctaccatg attaaaccag 43080
 aaaaaaaaaaaa aaaagcctga acagaccaat acaaaataac aagatagaat cagtaataaa 43140
 aagtctccca acaaagagaa accaagaact ggaggtcttc aaagctgaat tctaacaaat 43200
 actggaagaa taataaacac caagtcttct caaactattc caagatatta aaggggagaa 43260
 aattcttcca aactcattct atgaggccaa tattaccctg ataataaac caaataagga 43320
 caaaacaaaa taagaaaact ataggctcat accccaatg aatatagatg caaaaaaatc 43380
 ctcaacaaag tactagcaaa atgaatacaa aagcatatta aaaagattat acaccatgat 43440
 caagtgatca tggatgcaag gatggttcaa cttagacaaa acaataatca aggtacatca 43500
 cgtcaacaga ataaaagatg aaagccatac gatcatcaca atagacacag aaagagcatt 43560
 tgaacctgca gccactgtg atgaatacta tactgaatgc tgaaagcttt ttctgtaaga 43620
 actggaatga tacaaggatg ctaacttca ccattcttat tcaacctagt actagaagtc 43680
 cgagtcagag caattaggca agagaaaaac ataaaaggca ttcacatggg aaaggagaaa 43740
 gtcaaacctc ctgcttgag ataataatc cacatataaa gacctaaaga atccatcaaa 43800
 gaattccttg aattgacaaa ttcagtaaag ttacaagata caaaatcaac ctacaaaaaa 43860
 tcagtaatct ttctgtatac caatagtgag ctacctgaaa aagaaatcaa gaaagcaatc 43920
 caatgggcaa tagcttcaaa aatatatgag aaaaatttta accaaggagg tcaaagattt 43980
 ctatgatgaa aactgtaaaa cactgatgaa ataaattgaa gaagacacag aaagtaaaaa 44040
 acatccatg tttatgaatt ggatgaatta atattgttaa aatagccttg ttaccctaaag 44100

caatctacag attaaatgca atccctatca agttaatgta aagatgtaaa gagagagatt 44160
 gatcccaata caacaatagt tggggacttc aacacccac tctctcagca ttggacagat 44220
 catctaggta gaaatatcat tctctgcaca aataaaaaaa atcctaanaat ttgtatgaaa 44280
 ccacaaaaga ccccaaatag ccaaagagtc ctgagcaaaa aaccccacaa aaaaaacgaa 44340
 agctaaaagc atcaaaactac ctgacctcaa aatatactac aagcctataa taaccaacat 44400
 atcttggcag tggcataaaa acagacacat agatcagtgg aatagaagag aggaccacaga 44460
 ataagccac atatatagag tcaactgatt tctgacaaaa gttagcaagaa catacgttgg 44520
 ggaagggaca gtctccgcat catgcaatat atccatgcaa tgaacctgca catagtatgt 44580
 aatgaatcta aaatttaaaa aatagataaa tagtgcctggg aaaactgaat atccatatga 44640
 agaacaatga aactagactc ccatctctca ccatatacaa aattcaactt aaaatggatt 44700
 aattacttaa atggaacacc cacaactacg aaactactaa aagaaaacat aggggaaatg 44760
 ctttgggaca ttcagctggg caagaacttt atggataagg cttcaaacac caggcaacaa 44820
 aagcaaaaat aaaaacaatga aataatatca tactagaaag ctgcagagca aagaaaacaa 44880
 tcaacaaaagt gaaaagacaa cttgtagaat ggaagacaat gttttaaac tattaattaa 44940
 ttaatttcca gaatatatat acaaggaacc caaacaactc atcagcaaaa taaaaccaa 45000
 taatctgatt taaaaatgga caattgatca gaataatcat ttcttaaaag aagacatacg 45060
 aatggctaac aggcatatga aatattctc aaacctccta atcatcagga aatgcaagt 45120
 caaatccaca atgagatctt gcttcacccc ggttagaatg gctattatga aaaagacaaa 45180
 caataactag tgctggtgag gatgtagaga aaaatgaact cttatacact gttcatggga 45240
 atataaatta gtacagccag tatggagggt cctcaaaaag ccaaaaatag aatgactgta 45300
 tgctccagcc atctcacaac tgggtgtata tccaaaggaa ggaaatcaat gtgttgaggg 45360
 aatatctgca cttttgtatt tattgcagta ctattcacia tagccaagat atggaatcaa 45420
 cctatgtgtc cattaatgga tgaatggata gagaaaatgt ggtataaata gacaatggaa 45480
 tcttatacaa ccatataaac agaatgaaag aatgaaattt ttttttgtca tttgtggctc 45540
 tagatgagcc aagagaacat tatgttaagt aaaataatgc aggcacaaaa aaaataaata 45600
 ccgcacaate tcacttacat gtggaagcca aaagagttga tgcctggaa gtagagagta 45660
 gaatagtgtt taccagaagt tgggaagtga gtggagagag ggagaaatag gaaaagggtg 45720
 gttaatagat acaaaattac aggtagatag gaggaatacc ttctagcgtt ttacaacact 45780
 gtgagtgac tacagttaac aacaatttat tctgttttcc aatagctaga agaagggatt 45840
 ttgaatgttc ccatcacaac gaaatgataa gcgcttgagg tgatggatat gttaatttaa 45900
 taatcacaca ttgatttaat cattacacac tgtagagatg tatcaaaaata ttactctgta 45960
 ccatataacc atgtacaatt atgtgtcaat taaaattttt tttaaagagt acaagaata 46020
 aaaaaattaa gctctgaata cataaaggca ctataatgta tgtggctggg agcttctata 46080
 ttatgcttat ttctagaata ttaatgtttt taaagaatat gcataatttg agacatttca 46140
 tgtctcaaat taactaacta ttccatgtga catttaaaaa tggccatata aaagtgtttt 46200
 tctactatat tgtaagaggc agtataataa atgatgcctt ttcttttaga ataaaacatt 46260
 ctatcctgga aaaatcactg taaaaatggc taaatacatg atatatacat agtatgtgta 46320
 cagaataaaa tacattatga tgataccaga ggtataaatt taatcagatc caattctagg 46380
 ggagtggctc cgtttcaaac ttctgcatal ggataatgct acaaatgacc agacatttca 46440
 agaattactc tcaagatgtc actaccctaa caaaagtaa gtaaaactgta agaatggctc 46500
 atgctctctc aagtttgccc tttgggtgag tttgttttct ttccagaatt atctgattgt 46560
 gcattattgg tggatgata cagaggatta taggtccacc tttgcccagg gaattatcta 46620
 gctatagctc caaagcctg tggcccttcc cagaaagcct gtggctcttc ctttgacctt 46680
 ttggcaaat ttgcttgtea aataatatga catcacaana tctgcagga attcttacac 46740
 tagcaataag gctcaactag gaataaagct aggtgatata atcttgacat gcatcatagc 46800
 atcttataat gtgccctct ttaaaaagtc attgtaaaaca aaacttcatc actcgtgaat 46860
 taagtaattt agaattccca ttctagctca tctagtgaca aatgtgttta acagttgttc 46920
 tgggcattgt tctatttcac tgggaaata tttttcaaat cacagaattc cattgattta 46980
 tgtgagactc tcccttctct tctacattga gctaaattgt tttccattca aacagaatta 47040
 taaagaaaaa atacaccttt ccatgctctg catgggacaa catctgcag gattgactcc 47100
 taccctcgag atcatttggg ttttaattgca ggtggtttcc atagtgcctc cttgtggttt 47160
 ctatgctttt ggatgcactt gcagctgggt tcttcttttc ttgtgagggt gctcccgatg 47220
 tgaagagaga gatcttctt ccatcttggt ttttctcttt ccccaagtat acttccaaac 47280
 tgttgtaact ccagcacagg agtttctgga gaatcacagg tttaaatcag ggctttccag 47340
 ggcttaaaaa ccttatgaaa agtgcagtgat actcatggcc atatcagctg ttatcacatt 47400
 ccttttgtca gtggctctcg aaattgattg tgtgtgtatt gaataaagaa cagggtggatt 47460
 gtaatcteta gctgttaaga caaggaatct gcattttaaa caagactgct caggttagtt 47520

gaatctattt	gtaggagggc	gtcaaacaag	gtcttcagag	tcactgetgt	atattttctg	47580
gagctgtgaa	ggagcaaata	aactgggctt	cctttgccac	tgttgcatcc	tgtaatctct	47640
ttaccatcat	tttccccacc	atagatcctc	tacaaactct	atctcatgca	tttgtagcag	47700
ggcagaaaa	tatattatct	taacaactca	aaatgtttct	tggcagagga	actatctgta	47760
cttagaaaa	gacatttata	tctgtattta	gaaaaagaca	tttggcaaca	tggctcacgt	47820
ctgtaatccc	agcactttgg	gaggccgagg	caggtggatc	acctgaggtg	aggagttaa	47880
gaccagcttg	ccaacatgg	tgaaccctg	tctctactaa	aaatacaaaa	attagccagg	47940
catggtggca	agtgcctgta	atcccagcta	cttggggagg	taaggcagga	gaatcacttg	48000
agcctgggag	gcgtctaggt	tacagtgagt	tgagattgtg	ccactacact	ccagcctgcc	48060
tgggagatag	agtgagactc	catctcaaga	aaaaaataa	cgtaaaaaa	aaaaggaaaa	48120
agacatttga	aagtgaagaa	ttagaagcag	aggttatggg	tcaatgagac	aaagcaaaa	48180
gagagaaaa	aaaggataga	aaagagagag	agaaaagaaa	caaaaagaaa	gaaaaaataa	48240
agagagagag	agaagggaag	aaggagagaa	ggaaggaagg	aaggaatgaa	ggaagaaaag	48300
aggagaaaaga	aaagaaaagat	gagaaagaaa	agaaagaaaa	gaaggaaaa	aaaggaaaaga	48360
aggaaaagaa	aggaaagaaa	gaaagaaaga	aactattcag	cattagaaat	aactataaaa	48420
cttgatgagg	gagaaggaag	aaggagtgcg	agtgctaagt	aatatgttaa	gaggttgtag	48480
tttaaatgc	acagatggct	gaaatacttc	tagaaattgg	aatgttacat	ttctgtctca	48540
tctgcaatgg	aatcccttc	catttcctg	catacaataa	atgctttcat	acacaaaaac	48600
ttgcagggtt	gtttcttcat	gaaaacattt	taaaaagggtt	taattttaca	ttagcattga	48660
tattatgcaa	tgtaaaaaatg	gcactgttga	gctgtggcaa	taatctttaa	cataaagtta	48720
ttaagaggaa	gcaggcacac	agagctacaa	cattcaagaa	actataagta	tcacactatc	48780
ctcaccacct	cacttgtaca	atcttaagta	gaaaaatgga	ctttcaaaaa	tctacgtgaa	48840
gaagctttga	atthagctta	tctagcttct	gagggacaac	attgtcttaa	tgaacatcta	48900
ctctgtataa	aatgccttat	taaaccttca	agtgcctgca	ggctggtaag	agataatagg	48960
caaggccaca	gcttacaaca	gcaaaaaaag	aagtgagcaa	caagagggat	tctgacagtg	49020
tcatgagtgg	ttaacaagaa	atggggaggc	tgggccgggc	gcagtggctc	acgctgtaa	49080
tcccagcact	ttgggaggcc	aaggccgggtg	gatcacttga	ggcgaagagt	ttgagaccaa	49140
cctggccaac	atggtcaggt	tgctaaaaaa	ccaaaaatta	gcctggcatg	gtggctcatg	49200
accgtaggcc	cagctactca	ggaggctaaa	gcagtagaat	cccttgaacc	ctggaggcgg	49260
atggtgtagt	gagtgacat	cccgccactg	aactccagcc	tgggcaatag	accaagactt	49320
tgagaaaaaa	caaaacaaaa	caaactagt	aaaaaaaaa	aaagaagtgg	ccgggcacgg	49380
cggctcatgc	ctgtaatccc	agcactttgg	gaggccgagg	cgggcggatc	acgaggtcag	49440
gagatcgaga	ccatcctggc	taacatggtg	aaacctcgtc	tctactaaaa	atacaaaaaa	49500
ttagccgggc	gtgggtggcg	ttgcctgtag	tcccagctac	tcggaaggct	gaggcaggag	49560
aatggcgtga	accggggagg	cggagcttgc	agtgagcggg	tgcgctcact	gcacttcagc	49620
ctgggagaca	gcgagactcc	atctaaaaaa	aaaaaaaaaa	aaaaaaaaaa	gaaatgggga	49680
gggtagaggg	ttccccatta	acttatgctg	aggatctagc	aagtaggaaa	ctcagatgat	49740
aaataagcca	atgcaatatt	ttatggatct	aaatgtttta	taacaaattc	atccctgtga	49800
catatttcca	tatagattht	aacttttatg	agatttgaga	gcacatctta	tgtcacacac	49860
actttatcat	tacagtggca	acgcagcacc	ctgatcatca	tagataatct	gtgaattctt	49920
tcacctggta	gcagcatttt	tttaaatcct	ccttttataa	catggttgga	ctgggaagaa	49980
gaatgtatct	ctcataatta					50000
50001	tcttctactt	ttattgtatg	aatatgtaaa	gcagaaaacc		
50041	ttactatttc	agtaaattca	tacttgccac	taaagtagaa	agtaaacttt	atctacttaa
50101	aagaaatcgg	gaaaaatacat	atthttaatc	caaggaatgc	taaagctcgt	acttgttcca
50161	attgttgggt	gtttggggaa	ggacaggaat	tgtgtgtatt	gtaattatga	ctatcgaaac
50221	tacagacttc	catcagaatc	tctgttccca	atcgtagcca	gcattattct	catcctagat
50281	ttgttgccag	ttgtgtaagg	gtcatgtgga	ggtgaacaga	atagaggta	tctggctcca
50341	attccatttg	gaacattaaa	gtgactccag	attgataaaa	tagagagaga	gaacagcatg
50401	cttgactaca	aagatcctaa	gccagagtga	gccaaatggt	acattctcga	ctaaccgtga
50461	ctaacaatga	aagagagaag	agatcttagg	agtggaaattg	aagcttcatt	ttatcagggc
50521	ttacttttagg	atgtaggtag	aataaatgag	aatgtttgtc	agaaagatag	tgaggagtaa
50581	atgggcgtaa	atagctgaca	caaagataag	aaagctgtca	acattttctg	caagggtatg
50641	aaaattcacc	ttttcaggg	caaatgctgg	ctgccagtga	aacgatggta	aaaaagagtt
50701	aaggaagcta	aaaacagaaa	ctctagggat	ggcctcagaa	tgtggaagag	aggaaattcc
50761	actggatgtc	tatttgaag	attgacaaga	ggaaggat	gtaataaaga	agtcaaaaaa
50821	gatgaaaatg	gattaaaact	tgaaaggatt	attaccgatt	ccctgatttt	ggtctaacac

50881 cattgcttag ggcacacaca agtattttac gtaaactatg aataaaatgc agttgtcatc
50941 tatgttttac aaatgagaaa actgggattt aaaaaaatta acaacttgcc taaagtcatg
51001 ttattgctta gaagggccaa gtcaggacc aaatgcaggt ttatttagtt ccacagccct
51061 tgctatagtt aaccatcagg ctgaaattcc acatgtaaaa ttgttttcaa attgtcatg
51121 ctctgatcaa acatgtattc tctggcctga acatgtaaaa ttgttttcaa attgtcatg
51181 caagaaaatt gctgaatata tttgttcata tccccctaca taactgtgta tcatgcttta
51241 ttatatcaga ctgactagct ctgcacaatt ggttttgctt accccttagc acaatgccat
51301 atgtaaataa atactattac tatagatgat tatactcatt agaaaacact caaaggaacg
51361 agactgcaga gattcctgga atcagaaaat ttgtacatgt aaactagaga catattcac
51421 ttataaatag tgtgaaatth ctttttccaa acttttccat tctcagata ttaaaatcaa
51481 aagtgttctt tttttgttta tgtgctaatt caaatacgtg gctaaataat tatattttag
51541 gaaatccaac aagatatact gaggtaaagca tatttttatt tatttcagtg atgcagttca
51601 ttcaatcatt tccccctgcc cttgtcaatt gtttcagttg ctcacaggca attctattag
51661 aaataaaata ttgttagagg gggttctcaa aactgcttta tcttcattat attgaaaatt
51721 ctattccaaa cgaatctttg gggaaatctt ttttactcac atacttttct ttcatagttt
51781 ggtttcaaac acagagagtt attcctgcc aagcctcatt tttctcttc ttttttggt
51841 aaaagcaatc ttctggagcc tgttcattcc cctaccctc cacagatctc accatgatga
51901 ctctcctaag gacacattag agggctttgc cetaatccat attttactaa acagccccag
51961 gagtgagaag aaccttcaat aggatttgat taaacaaaat cttaaagcca ataaaacggt
52021 ttcaagttgt aagagaaagc agcatttagt catgttccca agcagggcag acatttcaat
52081 gttgtcatcc ttaaggaaga cagtttgagg tgcagtacat tctcctgag actcattcca
52141 gaggcttcag cctccagcaa cagttgctg tgagggtagc tttattgcat agcacaatgc
52201 agttgtgact gaagctgttt ccaaacactt tagggcaatt tcatgtgtaa ctttctctt
52261 gccactttac agggttcctg aaagggtaga agaaaataca gtaggtaagg ccagacaaaa
52321 cttgtgacta aattgaaatc ggcataaaat aataatatga catactcttg ggacaaaata
52381 aaaagaaagc tgcttgttaa atgcagtaga ttgaaatgt atatatgcag atgtgaacat
52441 ttaaaagatt aaaaatactg gactgatata tggaaacaac ttttatgatt aaataagata
52501 agttatgaaa acaatcctat tggatgttca ggaaatgttt aaaacgaacc aagtgggtg
52561 agatatagtt ggttcatggc catatttata tgtggtaaaa taccatact atacaatgag
52621 gttaagtcta gcaattatgt ggttaatttg gtcactctcc ataactatag agattcatt
52681 gttgggggtg ggatccccca caggcattgg attctcccag ttgactggta ataataacaa
52741 acaggcttac cagaaacaaa cagttgtaaa tccctaattg cagcaatgca gacaaatac
52801 cagttgaaat atcaaaccta gcttttcttt actctgagat attttaattc tgtcccagca
52861 aggcgttttg aaaaaagagg atttttttta actctgagat attttaattc tgtcccagca
52921 gagagtcaaa gaatcacagg aacaaaatat attattcata caattttata tatatatata
52981 tgtatatgta tatatgtgtg tgtgtgtgtg tgtgtgtgtg tatatatata tatatgtata
53041 tatagtatat atacagagag agaaagagag tctgatctgt tgcagttatg gagecttggg
53101 aataaagtat ctttttggga atctctgtag tatattatta gaagatcatg attaagtca
53161 caggacttaa gcaatctttg aaaagaagtc aaaaatgtgc acaaaaattc acttgattgt
53221 gccagtggga atatttccta acatagtccc aaacttcaaa aacagtataa agcatgcaaa
53281 tggagtaagg ggcgggggtc atccatttct tcccagat atttaatcta ttaacagaa
53341 aaatgttggg aaagttgtgg ctcttattag catgagaaaa gggcatccag tggatctat
53401 aactagact gttcacatgt tgttttccc agggtagggg tggatttcgt acttcttatt
53461 gctttatgtc accagtctgt aaccagatt gtaactttaa gatgttatct tctggctgt
53521 cagataaaca gccattatg tttttatggt gggcagttct gaatcctcag ggaattagaa
53581 gatattggct aaagttgtg gctcctgct agactatcaa ggggtccatg ggatctgtc
53641 cggactatga cttaagcaa acacctctct cataatggta ttctcact gcctcttgg
53701 ccatggactt caaaagctga ttgcaggag ggccagaaag gcaataacc ttaatatagc
53761 aggactagcc tagaggggac agacagggca aaggttaagg gtctctgagg ttggcatttg
53821 tgtgttttag cacatgggtt gattaagggc catctgttct tcagtgggtt aatcatcgt
53881 tttcacagca tcccaggatc aagtacatt catgcttaga aagcatgaag aagcacccta
53941 gagtttccc agtcctaag agacatatt taaatttatt tatctttgat ttctaataa
54001 tgatagtatg cataggtgca ttagtgtgtg tgcacctgtg tgcgcatgta tagatttgag
54061 ttgtttttgt agactgaaa ttaagatgat cacaattaaa gcaaaattct tgatgtatt
54121 catacatctt ttggacaggg aaaaaaacct ctggaatgtt atgctgatag aagtctttgt
54181 tttgttttga atatatcgtg tgaccagttc atttttttt aaattagaga aactccttgt
54241 ttgaaatcca tgtacagaga aatctatcat cttctgtgt gtgtattatc aagtctttca

54301 aacaacactt tatttcagaa aatgcacatt atcaatttgt gagaatagaa atttgaatt
 54361 ttctgatagt atttccacac tgaagataat tttttatata tacaggtcac agatagtatg
 54421 aagcttggtta aaagtttagat gtgattagtg tggatatcca tctttatcca tactactagg
 54481 gctatataac cctagttata taacaaatta cactgataat ttgttaaata acaaattaca
 54541 ttgaatagtt caaggcttat agatttttaa agactgtatc attaactcac tgtattcaca
 54601 ttatttataa ggtaagctaa ccaccatgtc ttccaaagaa ataattaata tactattaat
 54661 ttttaactgga ctaaaccaaa tgattaaaat ctgtagatc tgaatctata aaatttttga
 54721 agtacgatct atttaattgt tacatagttg aaacttacta ttggcaatcg acagtcttcc
 54781 atcatgtcaa catctttaac atgatctagc ctaggttgtc agattcttca tcaatctcag
 54841 aaaagataat aaaaaagaag acatcaagtt catgtttggc tatagggaga gcaagtaact
 54901 ttcagggaaa aaaaaaatta taccagtaca tcagggtgagt aaactcagtc ctactaatta
 54961 ctagttacca cataggagct cacttcaaat ctaagcacta caagaaaagt gtcctctatt
 55021 gacaagacac ccaaacagca tttttattaa tagggacgac agtctagctg tcatccaaaa
 55081 gttatgtttt caatcagcca aaccatagca aatatatcct aacattaanaa catgtttttt
 55141 cattaataac agtttgctta gtggagattc caaaacctaa gccatacttt ggaaactttc
 55201 cctatgcaat aacttcctaa ctcagcaatc ttcatacttt ttggtagcat aagcgtcaaca
 55261 gaatttgaia aactatatac cttctttcgt cttttaaggg gatgtctaatt atttttatga
 55321 gttagtattt cttaaaggat atacttttaa gcatattgtg taagtgattt aaaaacattt
 55381 cctcaaaaata ttggacctct ggatttagct gattcaattt atggaaaatg tccactatgc
 55441 aatcagatag acaataccag tcttcttctg cacaccaatc aactaaatca gactcactta
 55501 taaaaaaaaa gtcttctctt ttttttccat tcaaagtgtg taaatgtgaa ttccaacata
 55561 agcagactga tgatcaatgg atagataagt aagtagatat atatacagta aacacctttt
 55621 ctctgagtac atacccttct tctgagtttg taacttagat aaaatgagat actgcctctc
 55681 tcaatatttc tttataaaac tcacagtatt ttgtgggcaa aggaaacgcc ttcagaaata
 55741 atatgttctc ttaattactc tccttcacat acctcaaaaa ctattaacat gaggccactc
 55801 attatttttc tgaaaatata acatgctttt agaattttta aaatatttat gtaaaaaatt
 55861 tttagctatt tgttccattt ggctgtgtac cactcatctt tttatgccat atacaagtta
 55921 ccttgtcagt gaggtcttta ctcaaccagg taactctgat tacttcttca tctatgttcc
 55981 catagaatat tatttttaca atatattgtc ataattgtgt atgtgtctgt cttaatagac
 56041 tatgaatgct tccccaatgt taaaaactca ataaatgttt taaaacaaa caaataaatc
 56101 aatgaatgat tcaatcatta agaaataatg ccaccaagaa atgtctaaaa tgggtcttta
 56161 caaggctcagt tgccatgtat gactttatgg tccagaggag atgattaaag aaatgtgtga
 56221 aatatatttt actattcatg catatacaaa aatgtatttg ttctgaaga gattgactta
 56281 tagggaacat tttaaaagtg acagtaaaaa actgtgtcta gaaagatcac acatggacac
 56341 gatattttaa agcattggat ccattgcatg ttccctggtg gcaaagacc ttagctgaaa
 56401 tggagggatt tttttttttt tttttaagta accatatttt aaaagagcaa ttagatagag
 56461 aaaacataac atttgtttta taaccacttt taaaacttca ttatactcat tctacacata
 56521 taatgagtag caaataaaat ctttaagtag actccaattc ttaaaaatatt atgtagagaa
 56581 ttatagccca ttattcacc ttttaggttg ccaaatacaag cagtttagca agatcttctc
 56641 cagtaaaaaca tggttgaatt gatattgacct acaaatatga ttattagata ttctgcagaa
 56701 aaaggtagca gagcaaacag gaaggatcag aaacctccgc atagcattct ttaacaatt
 56761 tttagtaaat tgtaaacctg catttttagga gtcacattat ttttatttat tatcttatag
 56821 ctatattcta agaaaacaaa ggaaaaagtt ataaagtcct agagttttga caaatcataa
 56881 attcttccaa gtctttggtt agattttcga gaattattca ataagcgatc atttgaaagg
 56941 ctttattacc tttcttcaa aagtcactct taaatcagat gtacacattt ctaaccaca
 57001 ctctgttaca aataattatg tagaaaaatg tcagtaaagc tatttctgaa aaattcagtc
 57061 agaccagatt ttttcagcca ttattttccc caaatttaat taaatttttt tctatatttt
 57121 aaaatttatt atattcagga aattcaagga agatattaggt tgtgggtttta aactagaaaa
 57181 aatgagcata tgcatactct agacttaatg aatcacatatt gctaaatcct ttacaatgtc
 57241 attgtatgca gaagtgttc aaaacacctt atttttctgt gttcatgttt atggtctcag
 57301 gaattgagaa tgaattttcc tcagtggaaa atttagagtt tatttacctt cactatttct
 57361 ccatagatac ccattgtagt aaaagtttca acagtggaaat ttgcagtggt aaggaattgg
 57421 gcttgagaca atgttcttgc tagttctcta acaagccagg tccacaggag tggcgtgtga
 57481 cccgatgtca ctatctttaa caaaatggct tttgcacaaa aagaaagacc tttataccta
 57541 aaaaataaaat cttataacac attgttaaaa ttatttagtc tggcatggag ttttattaag
 57601 ctttgtgtta ttcattgagg acaaagaaga tcatgcccac gaatgaaaaa gaaaacactt
 57661 aatggggtct gggcagtttt aacagcataa gtgaaatata acaccaaaaa ggatgtctct

57721 cttcctttga acttgaggca ttccatagac cctaagctac tgaattctct ggtagttat
 57781 gtgggtgccag acattcagtg gcacttaatg aagataagtt tctaccttgt gcttttaaag
 57841 gtaatggtga atgaatcctg cctgaccaa ttgagtgttt cttaaagtt actgtaaagt
 57901 tggaaaaaat atacaatatt ttcttggctc ttaaagtgat tagtctcttt tctatgtttt
 57961 tatgatcaaa tgctaataaa tcttcaaatt agtaagcaga aatatttcta tatttttatc
 58021 ttaagcata> atataaatat ttgtccattt ttgaaacata aataagactc taatggaaaa
 58081 taaaattttac atttaaactg caacagatca ttttcataa aatagtttct tccttcataa
 58141 ataacacttg gaatttaatg tacattagga aaagtatctt cttgatgttt ccttcggca
 58201 ttaatgaaaa ctgcagctgc tcctttttga gattttcttg attatccaaa taaacaaatg
 58261 ttttctttat gcttgtatag tcaaggaata caaaatccac acctaagaaa ctgctacctc
 58321 tcccttttgg aatatgttcc atttaaaaag tggttaatca tgattaaata atgacttatt
 58381 gttactaagc tgcatttcaa gtctctaaac aggaaactct tggaaatga gtataacaag
 58441 aagcttaaag cctcagatca aatgccaact ccaactgtct aaccttaca gagaatagac
 58501 agccaaagag agctgttcca tgctaaggga aacatgtctc cctgctgttt tttattttta
 58561 aatctcagca ttaactgaaa gtatcaagtc aaaactttct tctttcataa aaagataaca
 58621 ctcatattca aaggaggagt acactcacct aataagaatt taaagtgact cacttcatga
 58681 gctgatcttt agaataggat ttagtgactc acttttghta tcatgctctc gtccttttga
 58741 ttaacaaaaa tcagaactct ttcatactat caattccaag catcctctct tcttattatc
 58801 accttctagc ttttcaattt actctcttta ctgccacact gcagttttc taggatctac
 58861 aatccattga tctaccaat ttttcatttc tcttataatc tacattgtct cactttcctt
 58921 ttaaaccagt ttaaaatcct tagtacatca gataatcact tgtctctttt actctaactc
 58981 aatcctgggt acatccagct ctctgcctag cggggcctga gccctatcga atatggctgg
 59041 tgaatgggta ttgttatttg acatagttat tctgactggg ctcaacttaa agttatagt
 59101 gaaatttaca tgggctcata agttgttcta agctattttc cgtagtaga tccccctttt
 59161 cactcctgta gataattatg ccataacctc tctcatgttt tcaagcctcc aaaatgttct
 59221 tgcccattcg aattctcagt gattaccttt gtctctgttt cactgagaaa aaagtcagaa
 59281 gcacacttca tatactctcc accattacac ccatcacctg ccagcatctg gaccacata
 59341 ctctgctttt tcaactgctc ctgtggataa attctctctg atctaagccc aagccttcta
 59401 cctgtgtcct agaactcaat tctttcacia attcaagaac atttgtatag caattctctc
 59461 ttctttttac agcagcatca attttccctc tctactagaa gatgaccctc atcacataaa
 59521 tatgctgtca ttttattaag attatttttt caagtactca tcagaccctt tctcctctc
 59581 acctactgct ccattgatct ctctcccgtt agaataaaaat tctcaagag cagcagtcta
 59641 tatgtgcagt ctacaatttc tctctcccaa tttctctctc aatcaggctt ttaactcatc
 59701 aaactcctta tcttgtctag gtcagaagtg gectgcatgt tactgaaact agtggctcagt
 59761 ttttatctta cttgacctt taaggacatt tgatagagct aatggctgtt gtcctcttt
 59821 gaacggcttg cctccattgg gctacaggac agcacactct gccagtgaat atcaatcagg
 59881 cttcatatgg ctccccctca tggetccaat gtcataatgt tagagtgtcc caagcaacag
 59941 tctttgcatc tcttttctac ctacaettgt tccctaggtg atctcatctg ggcttacggc
 60001 tttaaatagc gtctatatge tgataacaac taaatttaac tctcagctta aaccttttct
 60061 cacatctttc cccatttcag ttcagagcca ctcatctctc tctgggtgcc agaccacaaa
 60121 cctgaagtc atcctttact ccattcccac cttctgatct tctctcatac ccaatccagc
 60181 ctgccagcaa atccagttca ctacettta aaataaatca aactatgact acttttcccc
 60241 acttctatca cctttttctc ttgaacatct catacttgcc ttcttcttcc tttggcactg
 60301 tgggcttggg cctgcctcag ggctattgcc ctttctgttc cccatgccta caatgttctt
 60361 ccctatgata gtttcacagc ttgtctcttt atcaccttca gctcttcagg caaacatcat
 60421 ttataagtga ggccatttct gatcaccctt ttaaaaatca caaacctccc ttgtcccagc
 60481 aaaactctgac cctttccctg cgttcatttt attcatgaac tctaatgta ctctatgttt
 60541 gcttacttat tttgcttagg ctttaaccac tagacaatgc tccccaaaag aactttcagt
 60601 gacgatgcaa atgttctata tctgcaatgt ccattgtgga agctgctagc tgtgaatggc
 60661 tattgggagc ttgaaatata tagtttcatt aagttaaatt taataacca tatggccagg
 60721 gagtaccatt ttagacagca cagtttaaat ataagccaca tgcaaacagg gagttttgac
 60781 ttcttcagac tgatgtagct ccagcactag atgcctgatg tatacctgtg aattgaatta
 60841 gtcactttct tttctttctg gttttatttc tctggttgaa tattgcccc ggccatggta
 60901 tttggttgat aaggagagcg aaggttatgt tatgttctt cacgctgctg ccccttgtgt
 60961 aaagcacaaa ctacacaact acaggttgtg accctgagta acttggtttt gcagatctcc
 61021 ctgtagctta cggtttacag ctttctctct gctttttgac actactgtca ccatcaatat
 61081 gaaaagaacg ttaggggtac agtgagagag ctctagatat gaaggtgttt gcatgtctgt

61141 tcttctcaact gctgtaatga caaaagcact tagggttctt ttcttttctt tttttttttt
61201 tttttttttc ggcttattac ctacttgaaa cactgtataa gctctcaaca cagctgcaga
61261 aggaaggcca aatatgagaa gcaacaagta acaacctggg aggaaaaaaa aatgatctga
61321 cataaactta agttccttaa actcagttat aattaatgct agaataataa tcacatctct
61381 ctatcaagaa agaagtttca tcagtcttac atggggtaga ttttaattgca ttttatgtct
61441 gggacaaaaa caaatatacc ttcttgagcc ttcagaattt atttctgygc aataattctc
61501 cttttcccac tttgtattgc ttcttaaaaa ttatccttta ataaagcatc ataagyaaat
61561 agatacacga ggaaccaaat ttacctcttt ccgctcttgc agggcagggc tcaagacctt
61621 acagtggaag agttatgctc tccataaaca atatgacctt ccaggagaga agaaagata
61681 gcggttaagga cagagaggga gagagactgc ctctctttgt ttggaaggtc aatttctgat
61741 ataaatgtag acagaaagta tattccacta gctctgatgc cagaccacct gtgaattcca
61801 tctctagctc tttcataaat ttgacctttt ctatctttt ttatgcttta gtttcttcat
61861 ctataaaatg aggatcatgt tgatattggt tatcttatag cattgttata aagattaagt
61921 agtaaatgca atgtgcttac tattgattat aaacacgttt taaatgttcg tagctcttga
61981 tattctagat agagaatttt aaaccattgt atgagttggg ccaaatactt cattttccag
62041 atgacgactg aagacatcaa ttcttcaaat agatacttcg tgctctgtag acgcaggtct
62101 cctatttctc agttttgtgt tcttccaata aactccttga aagctcacta ttccccctca
62161 ttctttttca ttcttttctt gattgttaca tgggagtaaa tgaagtaatc agagcttggga
62221 aataagtggg aattgtgctt ttgggtgcaa gtaaaaaatt acttatttta ctctccaaga
62281 tttatttttt atttttattt tttacctaca tgggtgtcat caaatagata agctggatct
62341 aatcaaatag atcaccccca gagggaaatga atccatcat acaaagacct gccaggctgt
62401 ttgacactag tatctctgtc ctatgtgtcc tatgtggaag gtgggtctag ggctgcctt
62461 aaatagatgt gaatagtgtg gacttttcag gttccaagtt gatgaaactt ccaaactttt
62521 ggtgatctat tgggattgaa agttgattac aactttcca ttgctaaata tctgaacacc
62581 acctcaagtc agtcacacaa ggagctaggg cccaagcac cctggaaaga ctaagaagcc
62641 agacttgcca ccactcctag gctattactt tggcctggta cttactagct cttaaagctg
62701 gtactcaatg atttactggt caagtgcctg cagtggttct tccaaatgc tgatctcatt
62761 ttgcacccaa gtgccaataa gtccccgga gactactgag taaaacaaca ggaaaagtct
62821 taataacat caggatcctt agtaaaatgc agctcttaaa gtagaggacc ttcttggaac
62881 catccaagt agcctgacac tctgttttc tttaggcact tcatgtgctt gtcagtact
62941 gaaattaact acatttcata aatgatccct cctgctggct acttgggcca caaagtgggt
63001 ttagggactc actttattta catgattacc ctaaggcagg aaggaaatat tgtgcataag
63061 gaaagtgtct tggggagaaa tctttgacta aagagtaaca acatctgaga aaactgttta
63121 tagtagatcc agaaaagtgc aaacaaatga acagagctgg cagctcattc tgaatctgag
63181 ataagcaatt ctaaatgaga cagctggatt ttatatagcg cacaaatagc tgctatgaaa
63241 cccagatcag acagactcgc caaaatatcc tagactgctg gaggtcagta caggtcagct
63301 aaataaatta aatcctgagt acactacctt ggtctaattg cctgggtctc ctgggcttac
63361 ctttctctt tcatcactag ctcccactat ctttctact attttctact ttctgttaaa
63421 gtttatatta cggtgccatc aaagataagt ttctatgtta cagcccaaaa gtaaatatta
63481 atacttctat gttacactgt agtgaatttc ctttttagtt taaaaaatct gcttttcaaa
63541 aggtaaatcga ccacaatgga tgtggataaa ttccaatcat caacagaaac gttccctctg
63601 tttcattctt tgtatttate ttgagcagca taaactcttc ttcccacat atgaaaatct
63661 ttgaaatggt tatggaatg cttactaaat gaagaagttt gctaaatgct ccaaataatc
63721 ttaaacctgt actatttacg tgtgcttggc tatcaaaact gactccttgt tacatagatg
63781 tctgggagag tcatcctatg ggcagatctc caaaactctc caaaacaaa ctccaaaact
63841 ctatgactcg tgtattgtag acttttgggt gttgctcatt acagcagttt tcatctgta
63901 ggtggtttga agcatttaaa agtcagatag ttatatgctg ttatcaaac acagatctag
63961 aactgttcaa ctgtcatgca ttaagagttg ctatgcaggc attaaagatg ttataatcca
64021 gagctctttt gaggcacatg gacatgataa gactatctaa tattggctaa catttgttga
64081 gtgcttgcta aatgtcaggc tttaggctga gatgtttaa tgagtttctg tatttactct
64141 tcataaatct atgagatata gtcctatttg catatgagga aattaaggcc cactaaaagg
64201 gaaagtaagt tgcccaaggt cagcaatta gaaaagtggc agtggccagt ggcggtggct
64261 cagcctgtat atcccaacac tttggaaggc taagaggctc acttgagcac aggagtcaa
64321 gaccgcctgt ggcaacataa caagatccta cctctacaaa aaatttttta caggaaatg
64381 agttgggcat ggtatcacag gccggtagtg ctagctatgt agaaggctga ggtgggagga
64441 tcaacttgagc ccaggagcta aaggctgcaa tgaaccataa ttgcaccact gcacttcagc
64501 ctgggtgaca gagcaagaca ctatctcaac gacaaaacaa agaagaaaaag tggcagaccc

64561 atgtgttggg cctataaagg tgtatatact gtggagcctg ctttttgaac cactgccaag
 64621 tactgggtctg gcaggctgat cattgtttcc ttttcttttt tttatagcaa caagcacaat
 64681 acaacatgga tgcttattat gaaaatatct tgaataaaca cccatgcayc aaacttttca
 64741 agtaaaagaa aaaataaaga gattgacttt aaatatattt ttaaatagat catttttttt
 64801 taaatcactc catacatgaa agtcaataaa tatttctgga gcctagacaa tagctgaggt
 64861 gatattttag cccttgggga cacatagtag ttaacaacac acagtaacgt caaagaagtg
 64921 atagagcatg atggaggatg ggtacactgg tcaggaaaat tgacctgaga aggtgatatc
 64981 tgagctgaga agataaccag gttatcacta aagaagagat cctttgaata ggatcttttc
 65041 atgcaaagac cctgatgtga gcctggctcg ttagagagac agaaagattt tccaggctgc
 65101 agaatagtga aaaaagggtt ggcagaggag catagagtag ggtagagagt acatagacat
 65161 cacgtgtggg aagaggtgta cattattgta gttgcaggaa aagaatataa agcagaggaa
 65221 tgatacgcca cagatagtca attgtttggg aaaataattt ctgaaatagg taatttctgt
 65281 agcttataga caaatttcac caaggcagag tatatatgac tagacaaaagt cgttcctgaa aaagggttga
 65341 ttatctatag actctattgt aatcaaagcc agtatttaca aaattcata ttataacct
 65401 acattacaca agcatgcagc aatcaaagcc agtatttaca aaattcata ttataacct
 65461 aggcatttct ttttcaactc tatcattaaa ataaatattg attttacaca ggtggctcat
 65521 ttagactaaa aagttacatt aacctgttaa agagatgata ggaggagaga aataatagtt
 65581 ttaatctggc tagatccaca caatttctca tggagaagaagc tgataactaag atctggggat
 65641 agtggttaagg tgggaggtcg ataggatata gacacttgta agacaagttt tgcattttaa
 65701 aaacaacttg gaggaaaatt aatacactct tattatgtca cttttcctat tgtttattga
 65761 aaacgtatca aatcctgaga gccagtgaat gctcatttct tattttattt tattttttga
 65821 gacggagtct cgctctgtcg cccaggctgg agtgcagtga cacgctctcg gctcactgca
 65881 agctccgect cccgggttca cgccatttcc ctgcctcagc ctcccagta gctgggacta
 65941 caggcgcccc ccaccagcc tggctaattt tattttttta ttttttagta agacggggtt
 66001 tcaccgtgtt agccaggatg gtctcgatct cctcacctcg tgatccgect gcctcgccct
 66061 cccaaagtgc tgggattaca ggcgggagcc accgcacccg gccagtgaa agctcatttc
 66121 tatagagctc tttctattaa tactgacaga tcaggaagaa tttatggcgc tttaccaagt
 66181 aacagttagg tgacttggga taagataaat gagggagtcc ataaaagtta ctcttggctc
 66241 gaaactacgt gggagaaaata ttgggtaaag gtggctaaat ttctatcatt ctgaggaatt
 66301 ctaagagctg ttggcatgag aaccactgca actcctgatg acttctctgt ggccacaat
 66361 cttggcggtg catgggacaa gtctagaggt tcagttggaa agggattagg tagaggaaga
 66421 aaatatatgt ggaatcctag ccacttctca taaaaaccaa caaaaataac taatatattc
 66481 aaatgttttt agaaatataa aataattatg ttccaaatgt attttgacat atgaattctg accccagctt
 66541 gtattaattt tcacataaga aacaatagtt agatttctgt gggatgatat catttatacg ttattatag
 66601 atatgtgtga aaacaatagt agatttctgt gggatgatat catttatacg ttattatag
 66661 tagagtgtca cattttgcaa agcattttat ttaggtccat tacctcattt gattctcata
 66721 atggccctat atttagccaa agcacacgtg atttgtacta tttctgttag gaataaaaag
 66781 aacatcaaga cacaaaaaaa gaagttagt ggtagccaat tagaccacaa ctgcagatca
 66841 accgattcca aatcctgttt ccttttttcc aatcactagc ccagtggttc tcaaagcctg
 66901 gtccctagat caggagatc agcatcacct gagagcttgt tggaaatgcc aattgcagta
 66961 ccctctccag acctactaag tcagaaattc tggaaagcggg acccagcatg cctaacaggg
 67021 cctccaggtg atactgatgc ttgttaattt ggaaacctct gtagtagtcc atagtgactc
 67081 tccagcccat gacagtagtg tgaggagaac ttctataga gggagctgc acgtccattc
 67141 cccaagattt ccttgattac ttcatcagcc acacacgtat taatagctga ttcttgggtca
 67201 catactattc catacactta acactgctgg caccaggcca tgacattact taacaaagga
 67261 tttgaccaac tgattctttt ccgtattgat ttgatttgta agatgaatca taagccaatt
 67321 attttactta tagcaatcat cataataaag ggtcaaaatc tacggttatg gagatgtcag
 67381 gccaaggaag aaccattttt tgtctgagct caaagcaaac tcacagtaag agaatcaact
 67441 attattttaa atttgcctt ggcaatattt tttgttcatt ttgttatttt aatttttget
 67501 tctttgggat tctattcagt cactggaagt ctgtaaagaa aatataaaat agaactctaa
 67561 gctattagat taggaaggcc attggctggg attttaciaa catctcaaag agtaaaaat
 67621 tattttccat tgaatctaag atgcatcaa ttgtggcaca aaataaatgt aaccattatt
 67681 ttataacca ctatgaaaat taaaaaaca gcctcaatct catgatgaaa cccatcaag
 67741 tgtgagagac attccaattt cagatagtgc aaaatatgaa aaagtatac ttagtattaa
 67801 tggataacag tacacattag ctgcagtgg catcttctc tggggcaaac tctgcttaca
 67861 tattttcttt tcataagcaa tgttgaatg gcctgttatg gtacagttat agtaactgtg
 67921 ttcttcaaag ttaagcagca gtcactctag cctaaggatt gtttcatgac atcagtaact

67981 aaacagtgca ggtggaaaat attcttctac aatttggtat ctgagttatc atgtggatg
68041 aggaaatagg caattgagca aggaagttaa tgcagagtaa gagcgaacat ggagcactca
68101 ttcacttgaa taaatctttt gatttgaatt taaaaataaa atcattctca aatttgggt
68161 tttatatact gacaggtttg ccttcttaat cagccatggt gcttttttg ttagctgta
68221 aatataatg agtgaactct attacatgca acataaaatg tcttgcatat tccctctc
68281 tgccttgca ggaagccatg tacttggctg agaataaac aaagagacat actggttgc
68341 aggaattttg agtcaaagag taagtcttg attcgttctt gtgaaaaatg ctccatgaga
68401 aataggaaac atggtctgta aactgctatt atattataaa gcttactttt ctgacctgga
68461 aaattttatt tacacaaaa agtcatggtt ggaaaaattt tcttttcgaa aaatatttc
68521 acaattcaga gaagcttcta tagtaattaa aaagtgcgta catatttatt tgagatttt
68581 ttaataaccc attaaaccta gtgaaaataa atgaaggcgg aagtctagag acatgagatc
68641 tggttgtggt tttgttagtc ttcactctg tgacttaagc atagttactt aattttctg
68701 ttacttttaa aattagaaat ataaacggtt gtaaaatttt gtaatgggtt cagagggatg
68761 agaacatctt aaaaaatgat attaatataa aaaatacaca aaggctactat gtatatatta
68821 tctcatttaa tcataaaaac aaaataagat agtgcagaga agcattgagg catagtgcct
68881 agtgcattgga aaacgttcaa catcactggc aggtattata attctatcat caataaac
68941 aacacagcca ggatgaaatt aatgttccct tttcagtcaa gaatataatc tcaagagg
69001 tgggtggcat tctgggata attctgatgg cccaggccag aattatgat tttctgctg
69061 gacgaccagg ctgtgcttc acccttacga ccacattgcc ctccgcagtc cttgataact
69121 taagcagaat gtttcgagca gaaagtcac tttctattt aaattgtaat tccaacgta
69181 ttgcttgaac acacctcaa atggtatttt acatatctac tgcatgactt tgacctgct
69241 tttcccctaa agtttggatt aaacttgaag aatatcagta tacagaacca cctttctgc
69301 cagttttaac tggaaaccgaa gaggtgtgat atacagagta ttaaacagta aagagaggag
69361 gagagatttg ttgtgtgggt gtgtgcatgt gtattgagaa acagggatgt ggactgaag
69421 ttgaggaata ggtaaggaaag gtcgaaggca cagaagcccc aactgactaa aaacatcagc
69481 gttttcaagt gctacatac aaagaagaaa agacttgtaa aaggatgttc acttcaacat
69541 ctaaggtaac ttaacacac atgcagaggg agacttgtaa aaggatgttc acttcaacat
69601 tgtttataat agtaactata gccataaatc tttctatgt tttctctat taatgttaca
69661 atttcaggtc ttacacataa atctttgctc cattttgagt tgatttttt tacatggat
69721 aagacgaggg tetaatttca ttcctctgca tttggatc tagttttccc agcacaatt
69781 atcaaagact gtcttttct catggagtgt tctcgccatc tttctgctc cattggtcta tgtgtctgt
69841 catgggtgat ggatttattt ctgggtctc ttatgattgc tacagtttca cagttagctgt taacattgga
69901 tttatgccac tgtcatgctt tttatgattgc gatcaagatt gcttaggcta ttcagggct
69961 aagtaggta cctccagctt tgtgttttt gatcaagatt gcttaggcta ttcagggct
70021 tttgtggttc cacacaaatt tttgggttga ttctgctatt tctgtgaaa atgtcattgg
70081 gaatttgaca gagattgaat tgaatctgaa gatagctttg ggcactatgt aaactttaa
70141 aatgttcatt ctccaattt aggaacaggg gatattctct catttactta catcttctc
70201 aatatttttc atcaacattt tatagttttc agtttggaga tctttcact ccttggttaa
70261 atgtatttct aagggttttg cattttttcc tttttagc tattgtacat gggattattt
70321 tcttcatcat ttttcagata ggtcattggt agtatacaga aatgctattg attttggat
70381 gttaataatta tattctgcaa gtttactgta ttaattattt ggtttatca ggtttttt
70441 gctggaacct tttggatttt caatatataa aatcatgtca tttggaaca gagacagttt
70501 aacttctccc ttccaattt ggatgccctt catttcttt tctgtctaa tttctctgga
70561 tagaacttct gttagtatgc tgaatagaag tggcgagagt gagcatcctt atctgttcc
70621 tgaccttagg aaaaaaactt ttattttttc accattgagt atgatgtatt tatagcctta
70681 tcataatggt cttttatttt gttgaggtac attccttcca tacctaattt gttgggagt
70741 tttattataa aaggacattg aatttgtcaa atgcctttc tgcactatt gaagtgatca
70801 tatagttttt gtcttcata ctgttaatca ggtataacac atttgggat ttgcctatgt
70861 tgaatcatct ttgcatccca tagataaatc ccacttgatc atggtgaatg aacctttaa
70921 tgtgtttttg aatttgattt ggtagtattt tgttgagacg ttttttctg actctcaagt
70981 gtgtttcaga tagttaactg tcagttaact aaaattgtag tcaattgcta aaaaagcatc
71041 actggactat ttattctgca ttggcatatt cataatgta agagcagaac atacctcaat
71101 gtatcataac aaaatgcaca gtttttaggc aagcaatgac tgaggatcc tcatcaaaa
71161 ataataatgc tttattttct ttaaaaaaca ttaccattt tcaattgtc tctggattta
71221 ttataaagta ggaatacaaa cagatataga aatgtgaaat gcaggcactt attttggtaa
71281 actggctttt aattaaatgg acaatacact tactatttac ctaaaatcct gcattgctc
71341 caaagatgct tgccatcct cttccattt tttcaaca ggagtctgaa acacttcaa

71401 aaaagctaca gaatttgtgt tgtatatttt gtgctcaaat atatcatcta aacaccaga
 71461 ctttactga atatttagaa ttgttgaat gatatgaaca ataaaattca aaactattaa
 71521 ttcacaacct aatcatttat tacatagggt gtaggtaaaa ttattatctc ccttccccac
 71581 ccactttttt ttttttggc tgattagga actaacttga ttacaaaatt agtgagaaac
 71641 atatttgaga tccgaacaaa tattttccaa taccaaaatt agctattgtt tactctcctt
 71701 taattcttac tgtttatttc cagttaata attaaaggac cctatcatct cccatgtcct
 71761 ggttttctga gcagagatta aatgagtctc tcaccaatta gattcaagca ggtgttaca
 71821 gctgggtctc cgcacttttg cccaaggccc actgttacia ggagaccatg acttccctga
 71881 atacaattcc tattaagggg aaatattaaa caagtgtcca ttgtcagaag cagttttcag
 71941 aaaaacaagg ttttgttaat taaaatatta tagaacacag gaatatgtga ttcaaaacta
 72001 agaaatggca gtgatgggga agatagcaat ggcaaaaaag aaaaaaatt atgaactcct
 72061 atttcaagaa acatcgaata tagtgggaaga aatcatctga cttactttaa aaaaatcatg
 72121 gattcttttt agccttactc gtttttaaaa atgctattta gactatgttc caggcacttg
 72181 gccagttttt gaaacacggc acagaagcag atgaaagagg ttaatctgat ggtagctgga
 72241 taagacaata cttcgaagaa ttaatgctgc atagtattcc cctgtgttca ccctaatcta
 72301 aaagaactga agcccttcaa gtttaagggt gacccttcat gaagtggtag ctggtgggta
 72361 ggtgacttct agacactcct tttctccata catgtttgct gtggcctgaa atgccattat
 72421 gagaagacaa ggcattgagt cctgtattac agataagtaa taaaagatac aactgctaaa
 72481 cagagctact acgttctgaa tagttacaga aatattacia ccataacatt aggtgaata
 72541 cacttacatt taaagaccat agtcaggtaa ttagtgaagc atttaagtaa atatgattag
 72601 gttctttata gattttgata atgtggaaaa aattagacac ttaggagagc catggacatt
 72661 ttaagatagg tatagagtca ttagtataaa gtcattagta aaaaagaaca agaaaaaag
 72721 cagtcaactt caccaaaaaca cacctagtctc tggetcaatc tatattcaac tctgtggaca
 72781 caagaaatgg aaaagtggag ggtatttgag ctacataccc atatatgacc ttttattgag
 72841 tatctgcacc ttgataaaga ataaatatcc attgagaaga gaggacctta gaatccaac
 72901 agattgtaat caaggctatc taaaaaagt ttatagtctc atagatgagg aaactaattt
 72961 atcttctct ctgtaataac tggagttaaa actgaagtgc ttattcagaa cttgtagtta
 73021 gataaaaactt catgaggcac ttgggataaa gcatgtacac gcattgttag cagaagcgt
 73081 agacaacatg gccttgtgta tttatcagtt tgtttcttgg cattgactga ctaaacaagg aatctttgta
 73141 actcaagttt ttagagtctt acttttggat cattgactga aaattcatt atacaggtat cttccccaa
 73201 ctccctaag aataactcac tgtaagtctc cgggtgggga aagagaatca gaagatactg
 73261 attatgcttt ctcatgtcta aacaggcact agatggtaat tcaagatgct aagctttgtt
 73321 aaaagaaata caattttctg tttaaaaaaa actattcttt ttaaatcac ttaattttt
 73381 atttggttcc ccccccccg gcaactatta actattcttt ttaaatcac ttaattttt
 73441 ttttaacttt tacatttggg ggtacatgtg aagggtttgtt acataggtaa attcatgtca
 73501 caggttttta ttgtacagat tatttcatca cttaggaatt aagcccaata gttatctttt
 73561 aagtcttctt tctctctcc accctcctct ctcaagtaga cccagatc tgttatttcc
 73621 ttctctgtgt tcagaagttc atcathtagc tcccaattga aagtgagaac acacagtatt
 73681 tggttttaca ttctggcatt agtttctgga ggataatagc ctccagctcc atccatgatt
 73741 ccacaaaaga catgagcttg ttctttttta tggctgcata gtatggtgta tatgtaccac
 73801 attttctttg ttcatgcaat cattgatggg cacttaagtt gattccaggt cactgctatt
 73861 gtgaatagtg ctgcagtga catttgcgag catgtgtctt tatggtcaa tgatttatat
 73921 tctctgggt atagcccag taatgggatt gctggatcaa atggtggtg tacttttagc
 73981 tctttgagga attgcccac tgctttccac aatggctgaa ctaatttaca tccccacaa
 74041 cagtgtctaa gtgttcttt ttctcgcgaa tggatctca ttgtggcttt gatcgcattt
 74101 ttcttaatag ccattctgac ctgtgtgaga tggatctca ttgtggcttt gatcgcattt
 74161 ctctaagat cagtgatatt gagectttt tcatatgctt gttggctgca tatatgtctt
 74221 cttttgaaaa atgtctgttc atgtcctttc cccagtttt aatggggtg ttttctctt
 74281 gtaaatgtt ttaagttcct tatagatgct gaatattaga cctttgtcag atgcatagtt
 74341 tgcaaaaatt tactcccctg ctgtaggctg tctgttaacc ctgttcatag tttcttttgc
 74401 tgtgcagagg ctatttagct taataagatc tcactgttca atttttgct ttgttgggat
 74461 tgcttttgtg tctttgtcat aaaatcttta ccaatccta tgtccaggac ggtattgctt
 74521 aggatgtctt ctagggtttt tatagttttg ggttttata ttaagtcttt aatccatctc
 74581 gaggttgatt ttgtgtatgg tgtaaggaag ggggtccagct tcagttctct gcatgtggct
 74641 agcgagttat ctcagtacca tttattgaat agggagtctt ctccccattg cttgtttctg
 74701 gcagttttgt caaagatcag tttagtcatag gtgtgtggcc ttatttctgg gttctctatt
 74761 ctgttccatt agtctatgtg cctgtttttg taccagtacc atgctgtttt ggtactgta

74821 gcctggaagt atagtttgaa gttgggtaac atgatgcctc cagctatgct cttttcgctt
 74881 aggattgcct tagctatttg ggctcttttt ttggttccat atggatttta aaatagtttt
 74941 cttctagttc tgtgaagaat gtcattggta gtttgataga aatagcattg aatctgtaaa
 75001 ttgctttggg cagtgcggcc attttaatta tattgattct tectgtctat gaccacggga
 75061 tgattttcca tttgtttatg tttcctetga tttctttgag cagagttttg taattctcat
 75121 tgtagagatg tttcacctcc ctgattagtt gtattcctag gtgttttatt ctttctgtga
 75181 cagttgtgaa tgggattgcc tttctcattt ggctctaggc ttaactgttg ttggtgtgta
 75241 ggaatgctac tgacttttgt gcattaattt tgcactctga aactttgatg aagtgtttg
 75301 tcagccaaag gagcttttgg gccaaagactg tggggttttc cctatttgga tgccctttat ttccttctct
 75361 ctgcaaacag ggagtttgac ttcctctctt gatttctaaa gtgtgttgaa taggagtggg agagagaagg
 75421 tgccctgattg ctctggctag tcatctcaca atatgttgaa acctttgccc attcagtata
 75481 catctttgtc ttatgccagt tttcaagggg aatgcttcca acctttgccc attcagtata
 75541 atgttggctg tgggtttggc atagatgggt cttattattt tgagatatgt tccttcaata
 75601 cctagttttat ttagagttgt tatcaagaag gggcgttgaa ttttatcgaa agccttttct
 75661 atgtctattg agatactcat gtgttttttg tctttagctc tgtttatgtg atgaatcaca
 75721 tttattgatt tacttgtcaa aataaccctt gtatatttgc tgagagaaat ggtttctgtc
 75781 tcaaggacta taaaatgttt attaaaggaa tgtatttcac atgtttataa aaggaacata
 75841 ctttttatca gatatggcta tcatctcaca atgattttgc ataattccaa aggaaaaaca
 75901 tattctgttt cacatgcaaa aagcaatttg aatataatgaa ttcactgcct gacaccaaca
 75961 aaagcagtga acgcatgtat gtgttgaaag ggaagaaaaa atatatgttg tggcaaacg
 76021 aatttaaac aaagaagctt tttttaaaa aaaaatgtta acaacactat aaagccaggg
 76081 ggtgtagta tatgatgaat taattttatt gtttgaatac agcacttagt tgtcatggca
 76141 acctgattaa gctgtaacct gaagacaact atacttgaat cagcatattt agaaagataa
 76201 actgataact tcaaggtaca gtttgatgct ggttttaggg caggttaaaa agctatttag
 76261 tcatttcggg ttgggattta gccttggctc ttaaagagca gcactgatac taagtaagta
 76321 atcagattg ttgattaaaa cttcagcaga aaccaatgcc aaaagttttg tagtttcata
 76381 acagaaaaaca cttaatatat aaagaaagga gaggagaaaa gaggaagaaa gaaaaacatc
 76441 actagtgaag agaattacct ttaattttaa atcacctcta tatttgggct gagatattgg
 76501 tgattacacc aaccttttat tattattttt caatcaggta acaatgttta aaaacaaca
 76561 aaaaccctag ttattttgac ttcattttct ttttctttc agagatagca aacaaaacta
 76621 ttttaaaaga ttgactcaat gtgctaagaa aatataattt tagcatctct gacatggata
 76681 gcactctcaa aacctctc tgtaattatc aaatattcta cttggagcag gaatgagttt
 76741 tgctagaatt ggaaaaacag gggagaagaa cttggttggtg tatctgttcc ctacttttta
 76801 ctttagaate tagccattt ctaacttctt tttgggatca ccctactccc acaataaagg
 76861 atgacttctt gaacaagaca gtgaaagtcc agtgttaatt gcctgtacag aacttttcga
 76921 ccaaagcaat atgaatgcat ctgccagggt gttagaagac aaacaagat accaagtggg
 76981 gagtgtttta gggaaacaact attgagctat ctagtatccc cagcttctac ccacttgttg
 77041 gggcagcadc tctagaaagt atagctgaga aactcaggct tccatgaaat aatataata
 77101 gttgccaga tgtgaggctt tgttgtgtt cacttaagta tcacaaaact agtcaatgtc
 77161 tgtcatagac taagtttggg ggattaaggg tcatgggcac taatatgttc tctgtagtgt
 77221 gcatcgaat tctctattct caactgggtg tgggtggctca tgcttghtat cccagcactt
 77281 tgggaggcca aggcagggtc atcacctgag gtcaggagtt cgagaccagc ctgaccaaca
 77341 tgatgaaacc ctgtctctac taaaaataca aatgagcca ggcatgggtg cacatgcctg
 77401 taatcccagc tactagggag gctgagggag gggaaactgct taaaccggg aggcagaggt
 77461 tgtagtgagc cgagatcadc ccactgtgct ccactttatg caacaagagt gaaactctgt
 77521 cttaaaaaaa aaaaaaaaaa ctattctcat ccattttatg aaacattttc tttttaatgg
 77581 aaaaaataca gaaaatgcct catgcaattt cacctaacta ctgattcagg ataagaactt
 77641 tgattttaac cccagttatt tcagatttta aaataaatta gtttctctcat ctataagata
 77701 tgtgaagagt ttcaactaca atctgtttag actctaagga cttctcttct cattgtatat
 77761 atttttcctt attaaactgc aaatacgcaa aaggtaaagt atgatatac ttaaaatag
 77821 tctgcttgat tttcctagga aataggcacc tagcagagaa catatggttc ttgagttaga
 77881 aagatacaca aggggtatgg agggactggg aacgagggga ggggagttgg aggcattcta
 77941 gacaaactga ttctgagatg gaacacaatg aagagcttcc tctccaatga atagatata
 78001 gtaaatgggt aaagaatata ttgaagatgc tattatactc tactaaacct agaagtggta
 78061 gaaccacgt ctctataacc taatggccaa aagaaacct gcgactattt tcaaggtaac
 78121 atttgagatt tgaacttgac ttggccaaaa atgaagacac aagggaacaa aatgatcaat
 78181 ccctttaact agttctgacg aagagtcttg ttacaactt tccctgtggc aaggagaaag

78241 actaaacata gacactcctc tcttctgagt gagattcttg gatttaatgg caaggaacaa
 78301 cttttccaga gttccttctt tcttcgctag gtattttgta ttttttggg tttatctcaa
 78361 cttgatgtac aaactctctt tgtctttggt tatttagaca actgtttacc agttctgacc
 78421 cacaagtgag gtttatctgc gatggaaaga ctgacttcca ttgagttgag ttccatggat
 78481 aataataaca attttttaaa aaggccatac agacatttaa tctcagcaaa cacctctcta
 78541 ttcaatttta ccaaaatcat gaattathtt gctttgttg tctttgtaga gtttcctggt
 78601 ttaatatggt ttaatatagac aacaaggcac aaagaatcct gggtaataa tacatgtaa
 78661 aaatagttac tacctaacaa tgttactaga acaattagag tgcagaaac tctttcacat
 78721 gagaagccag ctaaaaacaa aggttggcat gacgctatt ctttgattct ttttaatta
 78781 atacagcaca tttgctccaa actcatctct cccacttaa agtatttggg tttttgttg
 78841 ttgtctgctt tgcaatgctc cctaaaatac accactgtgg gccctattct ttgtgaatt
 78901 ttactttttt cttctathtt taaatagata cccctggcgc caattathtt taaagaaatc
 78961 gctatatata tatacctttt ttcccactca gagagcaagg gaattathtt taaaathta
 79021 ctctttctag ccagattcca ttaggttgta ttattcaaat gcactgtaac ataaaathta
 79081 tttcttctag tgggtgccag ttgctaagga acacagccaa aaagtccaac tttgcaaac
 79141 aacagaagac gagtagagat tatgaggggt gcccatagac acatacagag gctctgagca
 79201 aggggaatta cacttttggt ttcaaaactg gaagtgcata atattattaa gaaataghta
 79261 tttttatccc atgtacaatg gaacttccat tctccctgga aaagcacagt agcttttcta
 79321 gactcatgac ctctcaagtc atgcagcata ttttaaacag aagccctatc atttctgct
 79381 ttaaattgtaa aacagggtctc ctgaaaagca tacgatttct gaaatgtgct gtcattgcca
 79441 ccaaacaaag cactttaact ttgtttttct taaaggcaaa tttctacaga aacatgaatc
 79501 cgacagagca ataaacacca cctgaatcat tttcaaatgt ctcaccaag tttactggac
 79561 acatgtaaaa ggtggtgtct atcataaaga cctaaaagat ggtatgatat cagagccttt
 79621 cgtaaagtcc tgaaagaggt acttacattt tgccgtcact ttgtaccctc ctagaggagg
 79681 ggtgtggcct tccaatgcat caaatccagc agatactaag accatgtctg gatcaaac
 79741 tttggccaca ggcttcacga ttgctctgca cagtaaaaat gcaaccggtc acacgtggga
 79801 ctggtgaata cctttaaaaa tctgttcagt aaaacgacct ggcacaacaa taggaacctc
 79861 ccaagaataa agaaaagggg aataaaaaca ttatttgaat gggacaaaag cgtatcatt
 79921 ccttaataat aaatcgctgt tatttttagca tcccaattca gtcttttttg gttcatctt
 79981 tttcctccaa atggaaaaaa aaaaaaact gctttgcagg tacattctaa agcccatcat
 80041 attacacata cgtctgtggc tgttttatcc cactgcctat aaaaaactgc ttcttccaag
 80101 ggagtgacta atgttttaca gaggaaagtc aaagctttag tgaaaaccgg gcttgctcca
 80161 gttagtgaga acttgggtgta aatttgaact ataaatttct ttgggaaaa gtttcttct
 80221 ccaacttaa aaaaaaaaa acatttttaa atatttatca tggtaggggg tgactcttgc
 80281 aaaggagaaa cacaaagttc ccttaataga atccagacta caatgtaag t

<210> 36
 <211> 122186
 <212> DNA
 <213> Homo sapiens

<400> 36
 ggatcccaaa tatctcagag ctggtaggac ctggggtttg aactactgacc tttgacacaa 60
 tgcggaagag tctacgtgac tcagagatca cgttgggtccc agaaggaaaa taaggaaaat 120
 aagcctggcc accctggata ggggtagggt gttgggcctc aaagaggttt gcctgagcaa 180
 gagtggctca ggctgggca ggccactgtc cccaggagca cctccctgc ccatcgctc 240
 cctctgccc tccctctgac acatgtcaca ctgaccacat ctgtagacat cttgagttgt 300
 agctgcagat ggggaccagt ggtcccatt ttcattttag ccattttgtc tctgcacc 360
 actcccttca tacaatctag tcagaatagc acttctaggg cacacgttct cagtccaagc 420
 tgtgggaaaag ctecccttat ccaagagagt ttaaaggtag tgacttgggt ttttgcgagt 480
 gttttgttta gtaaggactt gtggggagga accgtgctaa gccataacca atgaggagaa 540
 gcaagacagc ctgtctgcc ccaggagcca gtcctctgct cttctgcagt caggccactg 600
 ccttggggct ctagtcatc cagtggaaga tgaatgtaac ctgcctgggt acgtgacaac 660
 cgtttctcc ctgacccagc aggagctggc tctagaaggt tgggatcaat cctgaattta 720
 gtttatgtgt tagatttata tatatatata tatataaat atatatata tacataatat 780
 atataaata catattacat atatgtaaaa tacaacaa taaccttct ggggtttctc 840

```

gtggcagttg aaatagtccc tcatgtggtc gtcagaaaat aagccattcc tcataactaat 900
atgggataag ctccctgacc tctgaggagc aggagtgcct cctgctgtgt gttttagaat 960
ccctccccgc cttgtttcgt ggcagtgaaa tgccctcttg tccctgccc aaatgtgtctt 1020
cactgatttt ttgaatcatg ttctagtggc ttggctctgc cacatgggtc cagtgttcat 1080
ttgagcataa ctgtactaaa tcccttttcc agatcagtat aataaaggag tgatgtgcaa 1140
ttaaaaaaaaa aacaaaaaaaa cgtggctcag gcctatgtgg actcaggctg cgggtcccag 1200
cgttaagaca gatgcttagc ctggaggag gacacagggc acactggaag ctgggcttgg 1260
gagtggcttg gaagcagctt tctcccgtg tcttgagctg cttttttgtt tttgtttttg 1320
ttttcagaga aaatcccatt tagccatcag ctgactaac actagcagta gtttgggtct 1380
ccccaaagaa gggctggacc tactctctcc ctttgggat gcccagttt ctatttctg 1440
gtctccaagt cactgaacaa atagectcct tgtctcatca acttttccct gtagcagata 1500
tccttgggaa gtacccccat gctagtgtcc caggaaagacc cacctggagt agagaaagct 1560
caggccaggc gtatcccact tctctctaaa gtactccctg tcttgagttc ttgttcatgt 1620
ctttggccac gggagctgaa gccaggagct ggagttagtc gggcaggagc atgtgggtga 1680
tcctagcaac atttttgttt ctctgtgttg attgtaagaa tgtagtcaat gctgggagga 1740
cctgctgcag tctgcatcag gcctcctaca gggaaactct agcccccagg ggagagtaca 1800
caccagcttc catggcccat tectacccca caccacatcc tgcctctgaa gctgctcagg 1860
caggcgattg ggggtactgg actcggccag gctggaggtg agaaagtata ctctcttact 1920
gtgtggcctt ggatagtcca ctctctctct gattacctca gaggagactg agaagagact 1980
gagcccatca gagaggaggt gacatgtcca aggccacgca gtaaggaggt atacttctcc 2040
tctcttgttt ttattgactt tcttagaatt ttttctttt attttagatt gacacataat 2100
aattgtacat atggaataca gagtgatatt tcaatatggg tacacaatgt gcagtgatca 2160
aatcagggca attcgcttat gtattgcccc aaacatttat catttctttg tgttgtgaac 2220
attcaaaatc ttctttccta gcttttgggg aatagaaggt aaattatagt taaccagagt 2280
caccctgcag tgttgacagaa aaccagaatc cctctctcct gtccagcttt aatttgggat 2340
ttgttaacca acctctcccc atcttcccct ccctgctacc catcccagcc tctaaatacc 2400
catggttcta ctctcagggc ctccgtttct tcagttgtaa aaccagagag attgaaactgc 2460
agcttctaaa tgggcccagtc ccctatgctg caccggccac tctccagcag tgacgggcat 2520
agcctgctg ttacctggag agcagtaatc agcccagaaa tcttgttgac aaagctaagg 2580
gcagagtttc cattggaaaa aagcagcttg caggaaaaat tgttgataag aagtgaaat 2640
ctatctaagt aagccatata tctcctgctc cactgcctga ggcctcatgg getccccact 2700
ctgagtcctg ccacgctcca agaagctgct caggttcccc agagtagcct tgggtaatga 2760
gagtatgtag cctgttttcc atggagtgc ccactagccc tgtgatatgg tttggctgctg 2820
tccccaccga atctcaactt gaattgtatc cctcagaatt cccacgtgtt gtgggagggg 2880
cccaggggga ggtaattgaa tcatgggggc cagtttttcc catgctattc tcatgatagt 2940
gaataagcct tatgagatct gatgggttta gcaggggttt ccacttttgc ttcttccgta 3000
tttttccggt gccactgcca tghtaagaagt acctttcacc ttcgcccag atactgaggc 3060
ctgcccagcc atgtggaatt gtaattccag ttaaaccctc tctctctccc agtctcaggt 3120
atgtctttat cagcatcgtg aaaacagact aatacacctc gatactgcag ggggtgtcag 3180
tccatggcct ttagcagggt ctcaaagggt atgcatagtc ccaaagggt taatgaagaa 3240
caagcttcag gggtaaactc ctctctacaa ctactgtgtc atcagccact gaatttccca 3300
tcgttcagtc agtcataact ggtgagcctc ttaaattgtt ttagaggttc ttagagctgc 3360
gttgctgggg cccagcctcc tctggaaaga gccaagtggc agacagagga ggtggcagcc 3420
ctgctgggag cacacccagc actcacactg ctccatgggc cctttccata gaacagacac 3480
tgttctctcc aggtgcaggc cacaagggtg gacgctgtct gtgctaccac ctactcact 3540
cttcttggg ggatcatgat caaacctggg aattttagtg agtctaaatc aaaattaagt 3600
gtaaccaggt ctatctctg ctgctctctc cctgcaactt cactcacaac ataagcatta 3660
tagagtgttc ttttttata attttctgac tgatggaagt gaagtgtctt agggcttagt 3720
gtcttagaaa agtctaagag tcttagaaaa agggatcctt ttctttttta attttcttt 3780
tcttctctt tgttttttt ttttttttt tgagacggag ttttactctt gtcgcccagg 3840
ctggagtaca acggtgcat ctctgctcac tgcaacctc gctcctctgg cctcctctgg 3900
tctcccgtat cagcctcctg agtagctggg attacaggca cccgccacca aagccggcta 3960
attttgtat ttttctttt ttttagtaga gacagggttt cgccatgtta gccaggctag 4020
tctcgaactc ctgacctcaa gtgatccacc cactttggcc tcccgaagtg ctgggattac 4080
aggcatgagc caccgcgccc ggcagggct ccttttctta atgtgcatat ggtaccata 4140
gggtggcccc taagcctcc tctagagctc ctgtgcgaat ggcttagtag ctttgtctaa 4200
catggctaca aagagctatc taggaggagc cattgaaagc tatgggggtc tgttccatct 4260

```

gtgcatgata cagagcttcc taagcataga gccatccaaa gagagtggat tgccgtggga 4320
 ggtgggtctc cactagggaaa attattcaag catgggctag aaaactgttt ggctagaata 4380
 tcatagaaga aatttaagat gattggacta ggtgggtctg ttgccttcca atcttgagat 4440
 tttcagagct gaatgttate tcttgggttt tactgtggac attgtggtct gtagaaaata 4500
 atttccaatc gttctttcac atatttaaaa gatgtgtgta tgaaggagct ggggagacag 4560
 tcggggcagg aagtagtttg gatatgttct atttatacag taaacctct ccactcccca 4620
 ttattatcac tctgttctct gtcagcttct tctgggaggt actgagactg ttctggacaa 4680
 agaaaatgga tacatggtgg ggatggtgga gaagaaagag agggtatcac cttagctygc 4740
 catgatatta ttatgcctga gttatgcacc agaataaaga gaagacaaa agttaggtag 4800
 gtcatgcagt gcttagcact cgatggggca gaggtttaag gatgatgaaa cgaaaaatag 4860
 caagacaagg gtgtgtacgc acaagtacat gtgctgttct ggctggcgga cacacaggca 4920
 tatcttctcc tggaaaagcc caacacttgg ttgactctgt gtgtggcaat tttaggaaga 4980
 agaagaattg tctcccactc tgtggggaaa tagcttagct ttccatttct ttctagaagg 5040
 agtaggaact ttggaacaat gtcaacaatt agaaagccca gtttagatca ctccagctcc 5100
 aacctggcag agagaggacc cctctcctgg ggtcgattag gggccacatc ttttgtgccc 5160
 ttctgtctca ttggcatctg aggatgagtg agtctcactc actgaggcat gaatgtgtg 5220
 gtctcatctg ctaatgaggg atcagggaga aagcttcatc tgaggtgga gattgcttga 5280
 tggcgtggct cacacctgta accccagcta cttgagaagc tgaggtgga gattgcttga 5340
 gccaggaat tagaggctgc agtgagctgt attgtgcaa ctgcaactca gcctgggtaa 5400
 cagaggagac cttgtctctt aaaaagaaaa aaaaatagtg cttctcatga tgggaatcc 5460
 agtcttggag ttgcatgctc tcagagctag aaaagacatt agcggtcaga cttcttctcc 5520
 actccatggt ccttctcaga gtcacagctt taccaccctt aggagggtcc agtcaatgtg 5580
 gagttaaact gagccatgag ggactttgat ttttgtctc ccagggtctc gccaggaca 5640
 cctggcaatt gccaccctgc aagactgccg tagggcagat ggccccggg atgccccatt 5700
 aacagaagct gccgcaagat ggggcccctc gtgggtgtgg ctgacaggca gacgtgtagg 5760
 agaggcaatg ttgtgtgctt cagtgactgg aaggaaacgt gttatcttct catttcttgc 5820
 taaggcaagg tcagcactgg ggtcagggtc aggcagggtt tttgatgtgg gatgcagggc 5880
 ctggagggat ggaagccagg ggcttctac agagtgtgag tcctccccct ctgcttctct 5940
 gaagcttagt gctgggggtt tggatattct aaagcaggg caggagaggg ttgctctggg 6000
 gacggcccca gcaaaagcag tgggatgttc tgtgtactca gaacatgaat tgctgggtgg 6060
 gtgggcgtgt gacgtggcag agggcaggtt ttaagcagtt tttccactg tctccttct 6120
 caccttatgt ctttgcccca ctttctata ggcttgcaact tggacttaga ggctgaatct 6180
 aggatatctc tcttaaaagg accgtccact attggaaggt cgagttagga ggagaggccc 6240
 atctattgaa tgggattttc ccagatgaga ggggtgtgg gacagaaagt ggtggaacc 6300
 tggctgaggg ctgccatccc ttggcctggg gatccttgg aggaaaagaa caatccccag 6360
 gttcttccct catgacctgg ggattgttct ctgcattgct cctgacttag tggaaagtga 6420
 aggtgtccac ggcttagggg tgcagaaatg actcagagct aagctaccta gattcaaatc 6480
 cagctccaaa gacaatcacc ttcctgtcgc ctgagttcc acccetaaga taggggcaat 6540
 aaagtaccca ctggaggagg ctcttatgag agtgaaagtg gtgaggacac aggaaaacca 6600
 tggagcaggg cccagtgcgg agcagtaggc atctgtctg atgattgtca ttgcaaaagg 6660
 acccagttgg gcaactacaat cagcctgtcc tcatttggcc ccaggaacca ccacttgcct 6720
 agctgtggga ccctgggtaa gtcactcaga gtgctctgaa atttggcttt gctacaagta 6780
 ggactgtctc ctgectcaca gaactgttgt gagggctaaa tgaataatg tatgcagagc 6840
 ttagcaggcc tggcatgtag taaatactcc ggaacattt tttttaagt ccagggtgg 6900
 tgtctatctg gatgtcacct ctgacctctg aaaaccacag ggattgagga taggaaagca 6960
 gtgctccttt ctgcatccac ccggteccca cctcacctc ctgagcacca ggaaggagc 7020
 ctgaggaatc aataaggcca gaggaggaac cctgcagagc gtggtcagct ggaaggact 7080
 tgggcagtag gagcagaggg ggcaaggag ggctgggtt gggggtacgt ggcagcatgc 7140
 ctgtctcag cagacacctc ccactgccc tgcttctgt gggggtgggc cagcccagct 7200
 taggttatct tggctcattg tccactagt ttttctcag atgctcctg ggagctggca 7260
 gtactggagg ggggtggcaag tggcctcagt cggtcacag ttctaggacc gggcccaggt 7320
 cttggaagcc ccttgagctc tcccccttc ctgcttaggc cactggaaga cagaggtctc 7380
 caaagaaaga caaaagctgg ggtctagaca taccctctc ggggtctgac ttaaaggcct 7440
 ttgccagggc cactcctgt tggcatcaga gaaggaaaga agtgtgtgt tgtgtgtttg 7500
 tgtgtgtgtg tgtctgtctg tttgtctatg tctgcaggtg gacaagtagg gccgggtgtg 7560
 agtggaaagt gaaaggatac tattctgccc atccctcct gctggccccc cagccagctg 7620
 ctaagatcca gactctgggc agcagagtca accctactgc agctgggggt gttagcatg 7680

tctggggaag agctaaaagt ggcagaaaac atcctgtttg aaagcaatgc tttgctgtat 7740
 ttaaccctcg caacacctgc tccgcctaca cccggctctc acagacagga gatctcagac 7800
 acctgccttt gaagctgtcc caagaggcca aggctgtggg ctgccatcca agcctgcccc 7860
 attcccagct cctgtgcggc acctcctctg cctgectgg ggcagecctc tccccgctct 7920
 tagcagcagg acacatggcc cagtgtctct gcttctgag ctgectacaa tctggagatg 7980
 gaggggtag tgagagtgtg ggrctcccta acgaaaaggc ccttctctcc tcttgacacc 8040
 ctgggctgtg agaggagaag gagtgcctag gcgggaggct gtttctctct gcctggggct 8100
 ggttgccgcc accgcttccc actgtctctg ctactccctg cctcgaggga gggccatccc 8160
 ggctgctgcc cagccgccac ccccacacc ctgccagcga tgacatggca tgctgctcc 8220
 caacaagcca cttctgtttg cagtcactga tctggggact ctccgcctta gataaaagg 8280
 ctcgtgccca ctctcttaga gactggggag gcggtcagcg ctccgcctta gataaaagg 8340
 tcccccttct tcatttcaga agccttgggg tctgaagtgt ctgtgagacc tcacagaaga 8400
 gcaccctctg gctccactta cctgccccct gctccttcag gtaggtgttt cctcatcagc 8460
 cgcaacttcc ctggctttct gttttcaagg ggcggggggg gggggagggg cataagaagg 8520
 tgggtgggag ggggaaggag ggataccacc caggattttg caaggtgggt cccggggccag 8580
 cagagtctgc aactgagatg catgagtgtg tggggtgctg gtgggagttc agagaagggc 8640
 tcaggagatg gggcttgctg gctccagcca cgaccctggc tgggctctcc tgtgctctg 8700
 atgtttctta tccagccccc atctctctct tctcttctgct gccttcttta gtctctgct 8760
 gtcattctctg ggacttccag ctctcaagcc acagaggctt ggacatctcc acatgtggac 8820
 tctggctctg ggcgctggct tcttgatagc agcaaataac ctcaagcagg gtggggctt 8880
 ctgtcagctc cctgaaatg gtctcattca ctgtgggct ctggctgctt gatccagcct 8940
 tccagcctt cacccccagc atagagactt cctgatgtca aggcagcacc ccaccctatt 9000
 gcaggactgc cccgttgctg tgctgtggta gtatgttgtt ccactcgtt gcatcatagc 9060
 atctccaaat gagtccatgt gatgtgaaac atgtgtgac tgatttaaca gatattcctt 9120
 cctacccccc atttgatttc tctgttttcc acgaaatcca ceggatactt gggagcctgg 9180
 atgaccacaga ctctgtagca acaccacgat gactcggagc tgcagcatct cagctgacc 9240
 aggggttaagc cacaagcctc ctggacagtt tcccctatta ccccaaatg atattggggc 9300
 tccgggatgc tggccacatc ttgaatgtgt gctatgttct aaaacctgca ggcatcagct 9360
 tggacttggg atggtctttg gggacaatgt tgatagatcc acaagcactt tttctatttt 9420
 taattgtttt ttaaattatg aaacgttttg tatattcaga agggcatgca aacacagata 9480
 tacaaaacat agatgtagtg ttttgctaat aataataaga agaagatacc atatgctcac 9540
 tactcaaaaa atagaatact gctactatat aatgcacacc cctccccgat ctcatctctc 9600
 caaaggtttc tgttaatcat tcccttgttc ttttttctg aacttttctt ataggttcag 9660
 ggggtacctg tgcaggtttg ttacaaagg atattgcaag atactgaggt tttgagtatg 9720
 aatgaattgt ctcccaggta gcgagcatag tactcaatag gttgttttcc agcccctgcc 9780
 cctgtccact tgtattccca gtgtccattg ttctcatctt tatgtccata tgtacatgat 9840
 gtttagttcc cacttataag tgagaacatg tctattttg ttttctgtt ctggcttctg 9900
 ttcttagga taatggtctc cagctgtatc caatgtgctg caaaggaaaa aggacagtgt 9960
 atgtgtgtaa aaaggacagt atacgtgtgt aaaaaggaca gtatatgtgt gtgtatatat 10020
 atatatatac acacacacac acatatactg tattttcttt atctagtcca gagttgatgg 10080
 gcacctgggt tgattctgtg tctttgctat cgctgcaatg atctttgttc tctttctgaa 10140
 agtgcctctc tctttatata taggtatata tttatacttg cttaaacttta atgtatatgt 10200
 agctgctaaa atttaataata tacatataat atgtatttat atatttaata tatattaata 10260
 tataatataat attaatatgt atttatataat ttaatgtata tattatata acattagagt 10320
 ttagcaagta taaatctagc tgtgaaagaa attagcaata gtgtcactat tactattagg 10380
 atagttcaaa agtaattgcg atctttgcca ttatttttga tggccaaaac cacaattact 10440
 tttgcaccaa cetaatacat taaggtttcc aggaaaagaa aagctaaatg aggttaggga 10500
 atctccgagg tctgtgaccg ggattccctc tgtccctttg ggactgatga taacatattc 10560
 ttgcttatct gcaccacttc tttcccttgg tgtgaagctc tttggggaat ttttagaaag 10620
 tatttgtttt attcatttgg cagttagtgg ttctagacat atcttaagggt ttgggectct 10680
 ctgggctca tttgtaaagg ggatgatgat aatagcatct acaccatgaa gtggatgaa 10740
 ggtgaaataa gacttaatga gcttgatat tccacacct agatcagaga tcatgggct 10800
 agtcattgaa aagtagctca gagctccca agggccccc gaactctgct ctgtcacc 10860
 agggcaggag gaaatggta cctgggggg agtgggttct tgtctottgt ttctggct 10920
 tctctcttat ttttctctg acaagaagga cccttgctt agggctcaaag gggctactga 10980
 aacctgtaat gaccctttg aggatcaga taaaattggg agaactggga ggcagtaggg 11040
 tctgaaagca tttcagggca gtctgaggta tcccagaatc atctctgagc ctgacagtag 11100

acgggatcag acgcagcaga caaagctggg ggcccagttt tggctaataga aagagtcaag 11160
ccagctgctt cctgagaagg ccttcccaaa gctgtgggct ttcgttccgt ctgtctcttc 11220
tccttttctt caagtatgaa atccatctct agatgataat gcctgttttag aaaaaccatc 11280
tctgaaaaaca caattaattg tataggactc acatgactca gaaggacatt caaaataatg 11340
ttttaagtgt tattgccaaa aaaagggggg ggaatatctt tgaatgttg attgtcttgg 11400
tacaggaaca ccaggggcat aagcctatta gccctgagct ttatggtgtg gaggagctgg 11460
ggctggaaatg accagggcac ctaaactctc aattccccc accctcaaga ggaggagacc 11520
tgagggtttc tctccacatg taggtgctga ggctgagggg ggactctcat tttcccttgg 11580
agggggcggt gggcaggata gaagcccctg acctggttca ggtctgtgcc tgaggcaag 11640
ctagtgccag tagcatgaat gggttcatgc atatgatcct tacaccctgg aagtaaaaca 11700
cctcttccaa tgcagacagc gggggcatgc agaggtgaac cactaaacc aaattaacct 11760
gacagatgca acatctgaaa ccaggcagct gattccaagc catgctctga gccagctatg 11820
tagggcgaat catgtatgag ggctccgaag gcaactgtgct caggcctggg ccctggggag 11880
atgccaccct ttgctgagct ccctgggtgg ggggggtggg ggcggtggga tgaggctggg 11940
gggtgggtgg accaaggatg ccagctggcc ctggcactga ctctggctct gaccgtggcc 12000
tgcttgctgt tcttacaggg atggaggcaa tggcggccag cacttccctg cctgacctg 12060
gagactttga ccggaactgt ccccgatct gtgggtgtg tggagaccga gccactggct 12120
ttcacttcaa tgctatgacc tgtgaaggct gcaaggctt cttcaggtga gccctctctc 12180
caggctctcc ccagtggaaa gggagggaga agaagcaagg tgtttccatg aagggagccc 12240
ttgcattttt cacatctcct tccttacaat gtccatggaa catgcggcgc tcacagccac 12300
aggagcagga gggctcttgg gatgtgtatc ttcttttccc tctctcagc tccagatgtt 12360
cctctgactc tcttgaaat cgcttctctg aggttgctgt gtgggtctct gtctttccat 12420
tacgctgta acccacagcc tctacacca acccacgtgt ccactcttcc agagtgaacc 12480
tctccctgt tgatgatcac agcttctca cccaagagac aggcattgct ttggggaaag 12540
cccagaact tggtttcaga gcttgcctc ccatccaatc caaactgtt cttggaacaa 12600
gggaaatggc acctcttgc ggtcatcac gatctgtacc catatcttca cccaaggact 12660
gtttgcctg gtctgaaagc caaccttga acatccaggc agtgtcagga atgtacctgc 12720
attcctggtt gatcagggcc agtttctta ccaacacact ccccttacct gagcccagga 12780
ttacagatgt gaaagggtg ggaaaagcac tggaggtcc cattcaaagc cagggtggga 12840
gcgtgggaaa gggatgaatt ggggcaggaa ctgggaatca tgagaaatta gcatttggca 12900
tgtattggag agagagagag agaatagcct gaaagaaggc agccaaaaca gatcttctgt 12960
ctagcgtct agactggagg tggctatggc agggctctaa ccatcaaatg aggaaagcac 13020
aaatcaagtc cagaggagga tgctgaggtc ggcttgggtt ttgtctaaac cggagtgtct 13080
tcctcgctt gggggcacag tgaattcaag tccaggcgt tgtgtgggac tcttactcaa 13140
ggacttggg tctctctgtc aacacaagct cctgattcac ctgccctctg cctcaggaat 13200
cagcaggccc agagtttcat ggccttgagc aattgctggg cagtgggggt tctgtgggtg 13260
ctaattgect gtttggcctg gcactggctg cccgcttggc ttcccggcag cctactctcc 13320
agctcgggga accagacaag cagcatcgct ggtctaaagt cgtgttctg catttgccaa 13380
tccttgggccc tgagggtccac acatcctgca ggggtggcct tctagagccc cagtgtgtgt 13440
tcccagggtga cacatggacc ctttctgccc aggtcctcta acttgggggg ctgccctgag 13500
tgctaataag aggggaaatc aacgcacacc tcagcgctg cttactacca tgaaaccat 13560
cagaaaggca tggctctggg tgctggccat ggcaataatt tatgggatgt ccttgtctca 13620
atggatgtcc ttgacatac taggttttag ttaactcaac taatggcatg catgtattga 13680
tatccacccc ctctgctaca tagtgtaat ctgaggatta atgagatgac atgtaaaaaa 13740
gtgctttgaa aaacactttt tcagtctgat gaaaaaagct gagatttttg agcctgatgg 13800
gtcaccactg ctgcccttca tgaaccatg ctctcataaa ataacaaaaa gcctgcagc 13860
cagccagcca gccactttcc tctgtgtgt gtgtgtttgt gtgatttttt tgtagtgtg 13920
gggctcctt atgttgecca ggctggctct aaactcctgg gctcaagcga tccttccatc 13980
ttggcctccc aaagtctag gattataggg atgagccacc atgtctggcc ttgtgtttct 14040
ttactcatt ccgtcaccag acttcaatct gcatttataa tctggcattg ggctaggagt 14100
tgtcaatatg gagattctca ccgaaggta tatcttctca gtctgcaacc aaagcattg 14160
gttatggagt ctctacccc aaatccactc tctcctcta ggcctcctcc cccctgagat 14220
tcagctctgg gaaatgagaa tcttaggtgg cagctgggtg ggtggtgaca cattggaggc 14280
cagttctca ctggagtggc tctgactgct atgcactgt agttgctgcc cttggacaca 14340
ccactaggct gggaaatcctc aggacaggag catgtgaggc atctgggtgg agagaggaca 14400
ggtcctgtca tgccccaggc tgagtgtgaa agatggcaga atgaacaagg atggtatgtt 14460
tgtaatctgt gtcaccacag actgacagag tggctgtgt gcttgtgggc acatgatgcc 14520

accttaacc actcttagtc caccttgaca agagccctta gagtctgttg ctggctgttg 14580
gtcacaca ctcgctgcaa tgccctggcac tatgggctgc aggctgggtt tgccttgta 14640
ccctgtcctc agtctacctt acctagatct ttactgtctc tgccttgatg actaagctag 14700
gctgctacat tctaaagagc caacatgtct gtcatttgct tgaggatgtg gatgaaagag 14760
aatgagtggg gttatctatg gattgttcaa gagnaatggt cagaaacttg agggaaggct 14820
actgaagctg tcaagaaaga cagctgcaag gttctgaatt ttgtttgata tgtacataaa 14880
caaacacaca catgcacaca cacacacaca cacagtcaac cttcattatt catggattct 14940
gtatttgcaa atctgcccac ttgctaaaaat ttacaaaaat caatacttgc agcccccttg 15000
tggctcattg tgaacatgtg cagagcagtg aaaaattcac atgacttggc acctatcttc 15060
ccagccaggg tcttcacaat ctatttagtg ctacattttt tgcctttttt tgattttttt 15120
tgggtacttt gctgttttaa acagttccca agcgtagtgc tgcaactgtg tctgggtgtc 15180
ctaagtgcaa ggccgtgatg tgcctcacag ggaaactatg tgtgttagac aagcttctct 15240
aggacaacag tgctgctggc tgtttgatca atgttaataa ctcaaccaac aatattctatt 15300
gaataagata tctttaaaca gaaaactcac ataagacaag gttatgtgtt gatcagttga 15360
tgaaaatttt gtgaccagag gcttgacagaa acctcacctt gtgtttctct caggaacagt 15420
gtttcaatat tcaactaatc agtgtccaca gtgactatag accataacta ccatgaataa 15480
tgagaatcag ctatacatac atcattttctc ctctttctcc accctgatg cctgcttctc 15540
cttctttgct tcatccaaat tttatttggg agttttccat tttgatctgg tccaaatagt 15600
tgccttgagaa cctgtgtgtc actcatatct gtttgtgaaa ctctgatccc aggaagcaag 15660
gacaatgtca gtggctgtg ccttctctgt ggtgggtact gcatccttgc atccttggga 15720
acacagagat gacaggaacc aagtccttgc tctcaagaag cttgcttgac catttctctga 15780
tagttattga cagacagcat tgcttgaata ttgggtcact agctcttttc caagccctgg 15840
agaccagtaa tccaatccca tttgaccatt tagtatttgg tttggcttct aagatagtta 15900
actaaactgc tctaggagct agttgttate atcaaaacga gtctaaagact cataatctag 15960
ctgaagtgtg atgatgggta gaaggttaga gagggtcac agttctattg atctatgatc 16020
aggcattaga ggccattgct ggtcaattcc tctgcaagc tatttcatgt tgccttgtgt 16080
tctgtttatt ctggaataca gggacatcct cagagaaaga tgatatttcc agtgtgaata 16140
taaggttggc acaggcaggc ttatagatgg ccagacacct cttggctata tgttaacaac 16200
taaagcataa gtaagagcca gaggaggaaa aacatttggg ataggtctat tccaaatgac 16260
atatatagtg gatgatccat atatgtatat gcatgtggat gcatatggct atggatggct 16320
tcgtccggag tctgatataa aggaaaaggt gtaatggaca gagaagaaaa tcagaggaaac 16380
ccctttgatg aagagaatga aggtggatgg tgaggtttaa gagctgatcc tggaggcaa 16440
gatgagaaac aggtcactgt ttgcctgctt atcttgtctt ctctctcctt gttgggatgc 16500
ttaaataagg actctgtgca gctacaagct aacaagaca gtgcagagaa gtgcgttttc 16560
gettcttagc tccaaggttc ttgaggactt tgttaattat gggctatgct gagtgcaggg 16620
ggcaaaaggt aggtcggcga ggtccagga agatgaggaa tgttctggca ttcaggaagg 16680
tcacccact gatatttgta gctcttctag caacctgatg tgaaggaag cagagaaata 16740
ggcagatgt ccaggaattt aaaacctaaa ctgcttaaag gagagaaaaat agagaaaaaa 16800
gggaggaaca gccacacagg gtattctatg gccacaagta aatgagtgc caagaagtca 16860
gtgttctgag agagactttg tccaggcca ctttggcagc tgacctccat tcacagatat 16920
tcaaggatgt gaatgaaaga gaatgagtgg ggttatctat ggatgttcca agagtaatgt 16980
tcagaagctt ggttagagga ggccaaaata tttggagagg gaaggtcact gaagctatca 17040
agaaagacag ctgcaaggat aggattttac attacctttt tgcatttctt ttatttcttt 17100
tgaaattcag cactctaate agggctcatt tgcactgact tgcactcagc acacacttga 17160
gatcttccct gtgcttgggt tatacagggc cagtggagag catgggtcaga tgtgaccca 17220
cacttccaaa gcatccttct agagactgcc tgaatccca gagggatttg tcttagagga 17280
gtccttcaaa cagcctctgc tctatgctcc tggactttgg gaaagcatgt ttttgactgc 17340
tgctctagct tggattgaga gatggtacat tctgtatgag aacctagta tatatgaaga 17400
tcagtgtatt agtccatatt cacactgcta taaagaacta cccaagactg agtaatttat 17460
aaagaaaaca ggtggccggg cgcggtggct cagcctgta atcccagcag tttgggaggc 17520
cgagccgggc ggatcacagag gtcaggagat cgagaccatc ctggctaaca cggtgaaac 17580
cgcctctctac taaaaataca aaaaattagc cgggagaggt ggcgggcgcc tgtagtcca 17640
gctactcggg aggtgagggc aggagaatgg cgtgaacccc agggggcgga ggctgcagt 17700
agcccgagatt gcgcactgc actccagcgt gggcgacagc gagactccgt ctcaaaaaaa 17760
aaaaaaaaaa aaaaaaaaaa aagaaaacag gtttaattga ctcatggttc tgcattggatg 17820
gggaggcctc agaaacttac aatcatggcg gaaggtaaag gggaagcaag gcctgtctta 17880
catggcagca ggagagacag agagcaagtg aagggggaag cgccacactt taaaaacatc 17940

agatcttgtg agaactcact cagtatcaca agaacagcaa ggggaaatc tgtccccatg 18000
 atccaatcat gtcccaccag gccctcctt cgacacatgg ggattacaat tcgagatggg 18060
 atttgggtgg ggacacagag ccaaaccata tcagtcagat tccttggagt caaacagttc 18120
 ttgattctaa ttccagcttt cagacttgc taaagcaagt tatttaactt 18180
 tcccgtgect ttttgtgtca cttgtaaac aggtataata tctacccaaa ggttgtcgag 18240
 agcattggag atagtatgta aaatactgac ctagaaagct tccagtggg atagctagta 18300
 tcattatecc tttttagtgt cttagttttg aggacagatg gtcctttctt ccttttctct 18360
 accatggaac ttggaagta taactatgtg atgtgttggc agtggctctt gaaaagaggt 18420
 tcctaaacag aaggagttaa atatcaggta tgaagaggga agggctgggc caggggctct 18480
 gagagagctt catgtcggtc aaaggctggg tagaactggc tgggtgctca cagaactgga 18540
 cagtggttgc tgtaactagc acaggggctg tggctctaga catcaggagc tacagcacat 18600
 gaaacagaaa tatggtttca aactctgctg cctgcaggct cccatgctag gcacccagag 18660
 agcaggccta agacatggg tctgcttcag gggctcaaaa ttcttaatga gatgtttaa 18720
 atctacttta aaatctactt tcacccactc tcagcactcc ctcccactgc ctctttctgc 18780
 tagtttctct tctttccctt tatttagggt tcccttggc caggctctgt tcccttttcc 18840
 tttatttagt tcttacaacc ctctctgaaa tgttggctccc attttacaga tgtggaact 18900
 aatggatggg aaggttaagt aacttgccca aggttgtgct ttaagattta aactcaaaa 18960
 tatcgatcta accaaagact gcatttcatt ttaatgttt aggtagtgt agtgggtagt 19020
 ggatttttta aatgtaacgt cataatgg ctttttaaaa agccaacagt ttaagaggat 19080
 atgtaagtga aaagtaaac acctattcaa cccaattctt agttccctac ctctccagg 19140
 aagctgtcac tgttgccagc tcacgtggtt cgctccaga ttctttatgt aaaagtgc 19200
 atgtgtgtgt gtgtatgtgt gtgtgcacac acgtcaccat tctgcatctt ggttttatct 19260
 gctaaagaac acttcttcaa gctcattccc atttcagcat tcttctctt tctttttcat 19320
 agtcacagag tattatatgg aggttctgtg agataagaaa ccagtgcctg gctgggcacg 19380
 gtggctcatg cctgtaatcc cagcacttg ggaggccaag gtgggtggat catttgaggt 19440
 caggagtgc agaccagtct ggccaacatg gtgaaacccc atctctattg aaaatacaaa 19500
 aaattggcca ggcgtgggag cacatgcctg taattccagc tactcgggag gctgaagcaa 19560
 gagaatcgat tgaacctggg agccagaggt tgcagtgagc ccagatcgtg ctgctgcact 19620
 ccagcgtggg tgacagagtg aaattccatc cagaaaaaaa aaaaaagaa agaaagagag 19680
 aaaagaagga aggaaggaag gaaagacaga tagacagaca gatagaagaa gagaagagaa 19740
 ggaaggaagg aaggaagaga gagagagaga gaaaggaag aagaagaaag agaaagaaag 19800
 aaagaaagaa agaaagaaag aaagaaagaa tttaggttcg gtctttggct tctccagaca 19860
 aagaaagaaa ccagctcctt gtcatggtca tttaggttcg gtctttggct tctccagaca 19920
 gagctgcagt aaccaccatt gcgcccagg accgatctac ccacaggata aatacctgga 19980
 agtggcttta ctgctttaa atgtctgtgt gtttaacatg cttcgcattg ccaattgccc 20040
 tccaaaaaaa aaagtctgtg ctcttttcta cagtgtaac catccttaa tgttttttta 20100
 aaccacctg aggagaacc cctgatgctg cctctcacat acatgtaggc ccctacatca 20160
 tttgatgtag gtctttttat tcttttagat ttgctgggtg ataattgaca gatagacatg 20220
 gtctatattt caggtgcaca actcgatgtt ctgctataca tatacatgt gaaatgatca 20280
 ccataatcaa actagtaagc attcccagca cctcacatag ctttcagatc aggagctctc 20340
 gctagttcct gtatectgag cagacgctgg aatctctgtg acagtgcagt ggagatggag 20400
 ccagagggg atagttgacc ctacgcctgg gttatgcaac gtgctctctt gctggcagag 20460
 gccacctact ggagaaaggc ccaactgtcc caggcctgag gccctggccc caggctcttg 20520
 atgcttttgt gaggtttttg tctctttctg ttttgataaa ctggctctctg gcatgagaat 20580
 cggctcaatgt cctctctcac cctggcttt ctagaaactg catctatatt tagcttgggt 20640
 gccccacccc tacccectt tctgagctg ggtataaat gccaaccaac cagaggatga 20700
 cagggctcag gctcagagag cagctgaggc aatgggctct catggaaacc tgaagctctt 20760
 gtttctcaaa tccaaaccag ctacacaggc attagtattg ggaggaaggc agggtaggg 20820
 gtagacctc aggacaaagc acagagccag ggttgggcag tctggctgcc ctgactcctc 20880
 gtgggcagag agtaaatgac agccacacat gtggaagtgc ccttggagg caggagaaca 20940
 ggaagaaca ggacctctga gccaaagagga tctgtggccc agcaaacaga catgttggc 21000
 cagacacacc tgaaaggcca gctctgggat ctgagttcca gagagcctct gggctctggc 21060
 gttggagctg gggagcaaac tttctatacc ctgaaactg accccacgct ccagagcgt 21120
 atggtgtcct ctctctttc agtgttctcg ggctcatat gacaactctt aagcagaagc 21180
 aagggcgcca aactttttt ttaccccag tactttctct tttattttt atttctagag 21240
 acaggatctc actttgtcac ccacactgaa gtgcagtggc acaatcttgg ttactgcag 21300
 ccttgacctc accagctcaa gcgatcctc caccttagec tcccaagtag ctgagaccac 21360

aggcgcatgc caccatgcct ggctaatttt ttttaatctt ttgtagatac agggtttcac 21420
 catgttgccc aggttgggtct caaactcctg agcctaagct atctgcccac ctcagcctcc 21480
 caaagtgctg ggcttacagg cgtgctcacc ccactgcacc cagtcgccagt accttctctt 21540
 aattcagctc tgcaactatt tetcttctta ttcttctttt tttttttttt 21600
 gatggagtct cgtctgtctc ccaggctga agtgtagtgg cactgatctca gctcactgca 21660
 agctccacct cccgggttca cgccattctc ctgacctcagc ctcccagta gctgggacta 21720
 caggcgcccg ccaacacgcc cgctaattgt ttgcattht tagtagagat ggggtttcac 21780
 cgtgttagcc acaatgggtc cgatctcctg acctcgcgat ccgctgtct cggcctccca 21840
 aagtgtggg attacaggtg tgagccaccg cgcccggcct tctcttctta ttcttagcct 21900
 cattctgtt gtcaggcaaa gtggggctga gtggcaatct ccaacctcc tgcgtataga 21960
 catctgagat ggagcttcat atttaaagtg acatgagaaa aatgagagaa agatggcgaa 22020
 caagtggaat cctcttcag gcaacctgc gctgggggg gctgccccca agtgagggtc 22080
 aaagcaggc tccctggagc ctggggaagg acagacgggg cctctgatag gccctggggc 22140
 ctcaagaagc tctcagtc gggcccagtc tggtagagag ctttggctca catcactgta 22200
 ggtggtggct gggctaggct gacgatgtgc tgtctctctg gtgcccattg ccttcaggc 22260
 ttaacaggaa gagctctgag ccagacaaga cagccagtgg gaggacagag cagccctca 22320
 gtgaccagag cgaatgccc ggtgtgtgaa aaacaaaaaa aaaaaaagg aaatgagagt 22380
 ttctctgaa atagaaact ctggtccttg agtaagtta gagaattacg ggcattctga 22440
 gctctgagca tttgtggga cggatgaagc ctcaagaacc acaaggttgg tgggaggggac 22500
 accaatctca tgtctggaa catacagatg tccctgtggg gataattgta tctctgttct 22560
 ggggaacct aacagttccc aagatgcttc catattctct tgtccctcca gaaaagcagc 22620
 agtaacaaa tagagtgaa cggcaaaagg ctttttgttt ctacgaagat ggaaaaaagc 22680
 ctggcgtata acttctttct tgttagctac tgcagggtta ggactgggccc tgaggcgggc 22740
 tagacttga gtaaggagc ccctgatagc ctggtgctgc tccacctct gacaacctg 22800
 gctctgagc agccccttg ggtgatgagg gtgtcagag ttgttcagag cagggtacca gagccaagg 22860
 ccaaaacca cagcagctgc ttcttgact ttgggtcat tcttggcatt gagccacctg 22920
 gggctgtttg gggcatcaac ttactgagc actttaagtt tctggggtg aaaacaatcc 22980
 aggaagctaa aggctaagcc ttagatccct aagtttctt aacctcagtg gtcaccgta 23040
 ttgctgaata tctcacctg taagtttctt gtggatctaa gactctgggc cctgcaactc 23100
 gagttacact gacggctct tgggcccctc gtggatctaa gactctgggc cctgcaactc 23160
 ctgcccagtag agcctactc tggctctctc tctatcccag gggctgagc ggtgtggctc 23220
 ccagctgtcc atttgctaga gcaagcttga caattgatga gtgagattcc cctcaacccc 23280
 atgtatgttc tagtgaatgt gaacagttag tcatgtttta ccaagaatcc taactaatgc 23340
 ctggcccctg agcagatgac gtcagtagct catctccagg aaggaaatgg ttgggctgg 23400
 gcttggctt ggaaggcttg ggcattctca cactcagcag tctctggaa gatgctgctg 23460
 ctcatgcaga cagtgattct gccaccatct tccccatct aactatgtca gaaaagtggg 23520
 gcctactcct gctggggctg ggaggaggac aggactctca ggacatggat gatgaaaagc 23580
 ctctagggag gtgctcagg gaggtctct ttagcagcc tcccaaagtc cactgtgtgt 23640
 gctggcagc gggagagaat gttogaatta ggaaaatgag ccctaaatg tgcacacttg 23700
 tgcacacaca cacacacaca caaacttac ataggctaca agggtgccac ttttctttt 23760
 ctttcttctc ttttttttt gagacagagt ctcatctgt tgcctaggct agaatgcagt 23820
 ggcacaatct cggctcagtg aaacggcctg ctcccagtt caagtattc tctgctca 23880
 gctcccag tagcggggac tataggcatg tgccaccgtg cccggctaatt ttttgtatt 23940
 ttagtagaga tgggtttca ctatgttggg caggctggtc tcaaactcct gacctcatga 24000
 tccaccacc tggcctctc aaagtgettg gattacaggc ctgagccacc acaccagcc 24060
 tcaagggtgc caccttctta gctaagaaca cttagtagt tttctgggtt tttttgttt 24120
 tgtttgttt tgtttttga gacaggtct tgctctgttg ccaggctgg agtgcagtgg 24180
 catgatcttg gcctactgca acctctacct cctgggttca aacgactctc ctgectcagc 24240
 tcccagcccc caagtagctg ggactacagg catgcacat catggccaac taattttgt 24300
 attttagta gagacggagt tttggcatgt tggccaggct ggtctcaaac tcttacctc 24360
 agatgatccg ccacctcag cctctcaaag tcttaggatt acaggcctga gccactgtc 24420
 ccagctctag tttctgttc ctacagagct ctgcttctc ctctcttca aaaaacccaa 24480
 ggcaggcct caggattct acctgctgt ctggcccct cttttctgg gcaggttctg 24540
 ggatgtctag agctatggt tgggctttt ctctctcca tgtacacatc tatccctgga 24600
 acaggagcta ttcagtcac aggtctctag aatctagaag acttcatgct gagactagca 24660
 tcttacttc tcatagcggc tcattaaatg ttattatgct ggctactctg gagatttcaa 24720
 tatttaaaaa ggtttctctg gccaggcaca gtggcttac cctgtaatcc cagcactttg 24780

ggaggccgag gcaggcggat catgaggtca ggagatcgag accacagtga aaccccgtct 24840
 ctagtgaaaa tacaaagaat tagccgggtg cgggtggtggg cgcctgtagt cccagctact 24900
 cgggaggctg aggcaggaga acggcatgaa cccaggaggt ggagcttgca gtgagctgag 24960
 atcgcaacac tgcaactccag cctggggcag agagcgagac tccatctcaa aaaaaaaagg 25020
 gttttttcta gggaaatgca cttttgttat ttctgttta attttttaaa atgggaagg 25080
 gaacagagta ctgtaaaaata agtataagag tccggggcgtg gctgtgctcg atggetcacg 25140
 cctgtaatec cagcactttg ggaggccaag gcaggcggat catgaggtca ggagatcgag 25200
 accatcctgg ctaacacggg gaaaccccat ttctactaaa aatacaaaaa aaaattagcc 25260
 aggagtgggt gcggggcct gtagtcccag ctactctgga ggctgaggca ggagaatggt 25320
 gtgaaccgg gaggtggagc ttgcagttag ctgagttagc cactgcactc cagcctgggt 25380
 gacagagcaa aactccgtct caaaaaaaaa aaaaaaaaaag agtcggagtg cagtggctca 25440
 cacctgtaat cccagcactg tgggaggcct aggatagagg attgcttcag cccaggagt 25500
 ccagactagc ctgggcaaca tagtgagacc ccatttttac aaaaaaatca aaaattagc 25560
 caggcatggt ggtatgcacc tgtaatccca gctatactgg aggtgaagc aggaggatta 25620
 cttgaaccca ggaggtccag cctgcagtga gctgagatca tgccactgca ttccagcctg 25680
 ggtacaaaag caacaccctg tcccccaaaa agaaacaaaa attaaaagaa aaaaggtaag 25740
 tacaagccat gattggagct gggcaggcaa tgaaggaga agtaggaatc gtttgggtgcc 25800
 cagcctagag gtgagagtga ctggcagctg ggttgggctc catgtcttct gttggagaaa 25860
 tggagaccag gggggccaga agacaggtct ccgtgatgac agggtgagga gccggaagt 25920
 cagtgacca gggcagggtg tgtgtctct cggcaggcga agcatgaagc ggaaggcact 25980
 attcaactgc ccctcaacg gggactgccc catccaag gacaaccgac gccactgcca 26040
 ggctgcccgg ctcaaacgct gtgtggacat cggcatgat aaggagtgtg agtgtccagg 26100
 ggctgggca ggtttgggcc tgaagtggag tcagggaaag gccttgcca ctctcctgca 26160
 agtttgggca gagggtctgc ctgcccttc tctgtagctg ccagcatctg gggccagggc 26220
 ctcagtggga ccagcagctg gtgacagggc agctggaagt ccagggtcag atgcactcag 26280
 cgccctgtg cacctctga ggatctgtgt gttggtgtca gaggccctgg aagggtccct 26340
 ccagagtggg gcctgagagg aaggagaggc cggacactgc cttcaagagt ccctctact 26400
 cctgggtcag ggtcttcctc caggatgtca ttctttttc acagctccct gttactcgga 26460
 cctagagggg agaatgaggt tcaaggacce ccaggttcta tgggcttggg aagagagggc 26520
 tgaatgggt taggaaggc aggagtgat gggagaatta gtattcagag catagtggc 26580
 atccacgttc tgtcccacc cagcctcca gcctctctgg cgcctgagc agatctgagg 26640
 gcttgtgcca gggagagacc agggagaaag agtctgccag gggaaagcact gggttctagg 26700
 acgaccctct gaatccagat ggagaaaagag gagtattct ataggacttc ctgtccctc 26760
 ctggggttg agaagaccaa catggcatat ttacatggat attttgacc atcactgaaa 26820
 acaacacttg aactttgcat cagagctcta ggacagttat ttggtaacta gaggtagcat 26880
 tgaattcagt agatgctggg aggggcccag ctggccctc ctgggctgga gcaaggccag 26940
 ctgggcatg gtgtctctg tacactcatt cctttttctc ctctcttgc tcaactctgt 27000
 ctgccatctg catccagacc cccaccggc cctaggacag aaccaggcc ctctagctg 27060
 tgggtctgag gaatcggagt cggagtcggg gtggggatgt tgctcagatg cggaccctc 27120
 tggctatggg accgtttgga gtggttgggg atggggagag gtcaggtaac aggaagatgt 27180
 gtcagggaca gaggataagt cacagaacag ggccttagagg atagcaaatt tctccgtaa 27240
 tgggaaaaaa attatctgtt gttgggacac agaggcagag ctgaggccct gaccctgggc 27300
 ttctctttg ggcttgacc taggcttctc ttctgtgggt catgactect ccctcctgat 27360
 ctgacggctc cccagccaac actggcagcc ctgaaagggt tttccagggc tgtggtttct 27420
 ccacaccatc acagggtgca ggctgggca cgctggtcgc tcctacceta gtccctgcca 27480
 cgccctggct cctgtgttta tcctggagag aataagaagt ggaggctgga ggcccgggtg 27540
 ccttaagagg ctccacacac attctcagtg ggccctgctc aggggtgagg gttaggggtg 27600
 gcaccaacaa ggtgtgctca gcacagtcct atctccgag agaagacagc ctctgcaaag 27660
 cagggagtcc ggtttctaaa gctccagcta accaagactg gcacgaggtt ccaactgcagt 27720
 ggttcgtaag gcactgccac aggagtctcc ctcaggacta agctcactga tgccaagag 27780
 gccctctcc tacctcagga ggaagaggat gtcttactga cttaaaatag aaagaacatc 27840
 tgagactcag agaggtaaag acctcaggtc tggggtcaga aagcaagttg gtggccaagc 27900
 tgggactaga atcagactc atgtcccctc ctacctgect cctggctccc ataaacagcg 27960
 ctgcatccat ggtgaagagc agcaccagcc tggggtaaat cagggggccc tgcccaggag 28020
 cacctacca cgtggtggga acccagcagc ccagaagcga tgtccacccc atccctcagc 28080
 cagccacc ccagcctaat tetctcctgt ggagtccctg gtccccatcc tgetgtatgc 28140
 ccaagtagc ttctcgccac accaccctcc tcattcccag gcaggagca gtactcagtt 28200

ctagatgggc tgggtggagcg gggatccagt taaaatagaa acgtcctgat gctttttact 28260
 ttctctgaagg gaagactgtc caggaagaga cattcccagc ctccaggttag tccagcttca 28320
 ggaggcctca ccagtggtgaa gtcccccgcc ctcagaaccc tgggagagct gcacatttct 28380
 tatctgggct gggttttgtc cccaaggcat agcatcccag agacaattga gtgtctcaat 28440
 atttgtaaaa ccacaggaag aaagctaaaa gccacggctc ctgctgtccg agcaaggagg 28500
 tgggccttcc atagaagagg cacaggaagg gaaaggatga ggacagaaac cctgtgtatt 28560
 gaccaactac tgtgtgtcag atagcacatc aagcacatgc attttcttct gaaattctca 28620
 caaactctcc taaatacgta aatactttta ttttttcaat agctgaggaa gctcagagga 28680
 attaaaatat catggctctc agctaataag atgatggtat cagcattcat tetaatctag 28740
 gtctttctgc ttccaaaggg caggcttgtg ggccacaccc gaggcagcct ctctgtggcc 28800
 cagtggtgctg gagctcactc cattgtgcat ttccaggcac tttcacatgc tctaagagat 28860
 ggattgaaga gagcttggtc ccaccaaaaga ctcaatttct ctcttttcca ttcttagttg 28920
 actttatacc ctgggaaccc aagaaatttt ataactgagt tcttgctttt tgcttatact 28980
 attacctgtc ctgacacagaa ccacacattg tggtaacttg tttgatgttt ttacagatgt 29040
 atgtcttttc tccctgggtg tagtaaagta cctggcacat agtaggtgct caataaatgt 29100
 gtggaatcaa tgaatattag ctctcatta tgcttcttct tctctgtata tcttccacag 29160
 gtctatagat cagtaagatt ctcccaaacc tgatcatgtc tgtgcccgtt atttggaac 29220
 attttatgtc ctcttctctgt ggttgttctt agccatcct tggcatcttg aaatgtttc 29280
 aaattgttta tgttgcagat ctgggcttct ttaaggagag aacatgtctt gcatgggaat 29340
 aacttgccga aaattatttc aactcagca aggagcttaa aatgaagtca aaaaaagctt 29400
 ctgagcagcc atgtaggttt tacaagctcc acatgccaaa actcatgcac tttagacgcc 29460
 tgatcaccag acagcccaac actctttcag aacctgttta ctcttattct aggtcaatgg 29520
 ctccatata catatagtgt ctctctatat gatagtaatg acatcttagg ttcaatccat 29580
 tgaaaaaatg ataagaaatt tcccatgaaa ttaacaagat ctttaacaa attatttctg 29640
 aaatcacagt gcatttgcag atgtgaaaga ctttagactt attcagctct caagcaatgt 29700
 tgccttgac aaggctcatg gattgggctt gtgtgaaact ggtagatctc agcatttctt 29760
 cctctgttac ctccatagaa gatggagggt gctatttcat gcaagtgcac gggaggaatc 29820
 atgttatagg gttaaacttg aactttcttt gtctctttaa agtgggtaat ttacaagctt 29880
 tgtgacttaa ttttattttc aactcttca gatggattgg aacacaatgc ctgtcaaac 29940
 tccatggctg aaagccaaag tccgcttata accagatgta atcagacaca gtagaggcta 30000
 gtggttatga ccttccactc cagaaccaga ctgcccaggt ctaaatgctg gtttcaccac 30060
 tgtagctgt gtgacttga gaaaggtaga aagcctctct gggcctcagc tccctcatct 30120
 gctaaatggg aataacaaca gcacctgcct taaagggttg tcatgagggc taaatatatg 30180
 agttaatata caaaaggctc tcagaatagt gccttataga tagaaaaact ctttatgtgc 30240
 catccagcat tacgaatatt ttctttttat tacatcaaac ttgatcacca gaacttctag 30300
 ctcccaagag atcagaagta agtcttaagg gggagaaagg cacacatcca gaggcagaca 30360
 ccaataagaa gacaacgcat agtttaacag ggaggtggac actggaagca agaaaagcag 30420
 cccaagaact ccaaagccca gcacgccaag ccatgcaatg cggggcagac agcctctgac 30480
 aactctgagg ctgtaacctt gtctctgcaat gttcagtaat tattcagaat gataacctctg 30540
 aatcatcagg gaaaggttat atgacgttaa aagtgttccg ttacaagggt ttctgtcttg 30600
 aaaatctttc cataacaatt gtttcaataa aagaggtcag ctttctcagc tctctgggtg 30660
 gccaggtgcc attcactaca ttgcaggaga caagcagcac tagagtactc actagccttt 30720
 cctgaaccag gaaaatgatt tgcacacagt tgggtgtaatc tgtgtggatg catttgatat 30780
 ttggtgtcag actattgagc agacaccacg gccaggtagc ccctccggtc tagcctttat 30840
 gggggaaata taagaattgt aagacaaagg ccgggcatgg tagctcacgc ctgtaatccc 30900
 agcactttgg gaggccaagg cgggcagatc acctgaggtc aggagtttga gaccagcctg 30960
 gccaacatgg tgaaaccca tctctactaa aaatacaaaa aaatggcca ggcatgggtg 31020
 catgtgccta taagcccagg tactctgtag cctgaggcag gagaatcgct tagaaccggg 31080
 gaggtggagg ttgcagtgag ccgaggtggt gccactgcac tccagcctgg ataataagagc 31140
 gagagtctgt gaaagaaaga aagaaagaaa gaaagaaaga aagaaagaaa gaaagaaaga 31200
 aagaaagaaa aagaaagaa gaaggaagga aggaaggaag gaaggaagga aggaaggaag 31260
 gaaggaagaa aggaaggaag gaaggaagga agggaaagga agggagagaa aagaaagaa 31320
 tgtaagacat ggacctgcc cttaagtaac ttgtaatcta gagaaagaga ctttgaactt 31380
 cttgggctcc gtctataggt aatgaattga aaactgtgct aacctagagt cttacagagc 31440
 agaagataat tgggtgtcaa tgtgtgtggg aaagactaaa tatgtagcag gcatagggaa 31500
 tgaggctcag cagaaaaaaa caaggcttga tgcagatcag ggcaatcaag aaatgcttca 31560
 tggaaaaaga tggctatgat gtaggcactg aagaactggt agaactcata caggtttggg 31620

ggagagaaaa cccagctgga cgggcaccta gcacaactgg aatgcaggg gcgagcatga 31680
 gcaggctcatg ttcccaggcc agcagcaatg ccagcatgcc cagaacagag gctgtgtcca 31740
 gaagcactaa gacatgaagt ctgaaagtta ggaagaggcc aactttagtt tggacgtggg 31800
 catcagtagg ggccgagaaa agtatctggg caggagaatg gcatcacaga atcactggaa 31860
 agttagcaaa gtccagtcag gctgagctac gtgcctgtag acaccatggt gtggctggca 31920
 gaaacaggtc tccctaactc tggccccag gtgagcagga aagacaagac acctaactct 31980
 gggctcccc agcgagggt taccgccatt gccttccctg gatgctccct gcccttcc 32040
 ctcccacct cctgacctg gtagggctct tgcagacacc cactgtggga ggagagttgg 32100
 cagctgtttg ggcaggtgag tcagtcacct ggggtgtggc tactcccagg ctccctgtgg 32160
 agggaaagc catctcttgc agtagcctc gctttctgc catgcctgtg gcattggctg 32220
 tccactccct cccagcatag gctcttctc accccacagc aacttctctc tcctcccc 32280
 tacctgaggg cctgggcaa tggaccttc tcaaagctg gaactcacc accctgggct 32340
 tctggttct ttctctgtc ttgtgaaact ccccagttct gtgggcagat gccctggcag 32400
 cagcagcacc aagcaagtag ctacaggcca aaggccctgg tgcccactcc tgccgtcagc 32460
 actgcaag ccacagccag gaggtctggt tgcccagccg ccgtgccagg cacctttgct 32520
 cccagcatcc cctccacccc cacagctgcc ccagcacagg gaggcaggca gaagcctgca 32580
 ggtggtggtg gggctctcta tggccccaca ccttgattag tggctggaga gaacttctaa 32640
 gattagagct gcaaggctc accctttggg gccttcaaga ggactgaaa acttccatgg 32700
 acagaaatgt caaggctgta catgctggag gagggggtgt tttgcagaga accaaagagg 32760
 tctagtcttt ctatattcca cagtcccatg tctggaaacc tggatgtgga gacagccaca 32820
 tagaggagtc ctctccacat ctcaactcca gcgctatgag agctctggca tctctcttc 32880
 acctgatata ctcttccagg atcatggaac atcagggtag ggaagagaag agaactaaca 32940
 tttagtgagc atctgctctg ggcaggcat gcatccagtt ctcaaatcag ttgatecttt 33000
 gaggcaggta ttattacttc ccccacctgc atgtcaacac acacagacac acacacacac 33060
 actttatgga ggaaggtaca agaaaggaac cttggaagaa cttacatggt ccaaactctc 33120
 cattttacaa acaaaagaac aaaagcccag agagtttgcc caaggtcca caactgttc 33180
 ttgagaaccc cgactcccta aagcccagat catccccct ctcaaactct cttttcttc 33240
 ttcttgcatt tgccttccct ttcaccatag caaaccaat ttttcttcac acagtgagg 33300
 gggagtctcc gtggcaggag gacccccgag ggagccccga gtgttaaagc cctcctatc 33360
 ttggaccttt acccccaccc gcaggaggaa ggttctctgg agggagctgct ggccagcct 33420
 cctgactccc ctcccccacc cacagtcatt ctgacagatg aggaagtgca gaggaaagg 33480
 gagatgatcc tgaagcggaa gggaggaggag gccttgaagg acagtctgcg gcccaagctg 33540
 tctgaggagc agcagcgcatt cattgccata ctgttgagc cccaccataa gacctacgac 33600
 cccacctact ccgacttctg ccagtcccg gtatgctctc ctgctgggag gatgagccgg 33660
 tccagaggag aagcactagt ggagccaggg cccaggaggt agggacagag ggcaagggac 33720
 atcctgaaca gaactggggt agggacggag gctgctctgc cctggcact gggaggcttc 33780
 gccttctctg agaccttct caaagccatt cctatcagag atcagggccca aggtaggaag 33840
 gcaaccccaa aatgtgggtc tgagaccca tcttccctt ccagcctcca gttcgtgga 33900
 atgatggtgg agggagccat ccttccaggc ccaactccag acacactccc agcttctctg 33960
 gggactcctc ctctctctgc tcagatcact gtatcacctc ttcaggtag caggacttca 34020
 gtcctccata gagtaagga gcgggggcga ggagtccacc gcacctgcc tggggctgct 34080
 ggatggaagg aggtggaagg ctccctaag gaaacttaca taaactctgt gcgctatgca 34140
 gcgtcttcac aacagcccct ctgttacaga aaggggtgac ttaccaagg gccacactg 34200
 gggaaagagg caagctggga ttccagctgt gtageatcag cctcccgggc ccatgctgtt 34260
 tcctctaagc caggcttcag cccatggccc cctcctgga ggtgacctgc ttccttacg 34320
 tgatatttta atcctgggcc cttcagaagg tgaatttgg agtgggaagg tgaactgtt 34380
 ggtcctattg aggtccacct tccacttgag ctctgggac cactctggcc ctggaggacc 34440
 tgtccctccc agctcagctg agagtctggg atgcatcatg ctttcttcc tttcttttt 34500
 ttttttttt taaaaaaac acatatgtat atttagaaaa gaaattgtc tgtatacaat 34560
 ctgatgactt gcttttttt atatggcatt gtttttccat accagttagt acgcatccag 34620
 aatataattt ttaagggtct catagtattc tggaaataca taatgtacct aatcccctac 34680
 cattggatat ctggattatt tctcagcatt ttaataagaa aacagtatac ttgtagccaa 34740
 atatttacac ttatcgaaa ttttccctta caatgaattc caggaagtgt gactactggt 34800
 caaagagtac acacaattat ttgactaatg tcaaatagct ttctagagta ccttcagtaa 34860
 tgtgcacctc ctttagcacc ccagccctca taggcattgc ctaatttct gcacttttat 34920
 aaactactgg atcaatattt aacattttt gtttctgggt tgtaggtgaa aattatagat 34980
 gttctacact gcagttcttt gaccattagc aaggttgaac attttttcc atgacttgat 35040

```

gggtcccaaa ttctttcttg attgagatcc ataggaacag cacacagtct gcttgaggaa 35100
gtctcattgc tctgagtgtc tctggctctt tgattttact gccttatgct gctgaaagag 35160
gcagagagag tcccagaggg aagcctgggg ctgaaggggtg acctgtggag tccactgtgg 35220
attcccagct ggctctgtctg ccagggcaca ccagggtttt gcagggtctg gcaggagggg 35280
gectgggtcca agtatacctta aatagctcct tctcttccct catctctccc agacatgatg 35340
gactcgtcca gcttctccaa tctggatctg agtgaagaag attcagatga cccttctgtg 35400
accctagagc tgtcccagct ctccatgctg ccccacctgg ctgacctggt cagttacagc 35460
atccaaaagg tcattggctt tgctaagatg ataccaggat tcaggtaaga aacttctgca 35520
atctctgggg aacagagtca gagtcctaga ctgagctaca agaaggggtg gagatcactc 35580
atccaccact tctttttttt attttttatt tttttaaacg gcatcttgct ctgtcacgca 35640
ggctggagtg cagtggcgcg atctcggctc actgcaacct ccgctccta ggttcaagcg 35700
attctcctgc ctcaacctcc caagtagctg ggattacagg caccagacac cacgcccggc 35760
taattttatt atttatttat ttattttatt atttttatt ttttccaga cagattctcg 35820
ctctgatgcc caggctggag tgcagtggca ctatcttggc tactataac ctccgctcc 35880
cgggttcaag tgattctcct gcctcagcct cctaagtagc tgggattaca ggtgtgggccc 35940
accaagcccg gctaattttt ataattttag tagagacggg gtttcaccac gttggccagg 36000
ctgctctcga tcacctgacc tctgatccca accaccttgg tctcccaaag tgctgggatt 36060
acaggcatga gccatcgcgc cctgccctaa ttttttatt ttttagtagag acggagtttc 36120
gccaatgttg ccaggcttgt ctcaaacctcc tgacctcaag tgatccacc acctcagcct 36180
cccaaagtgc tgggattacg ggcatgagcc acagcagcca gcctccattg cttctttaa 36240
atagagattc agaccctacc ctgacctgc gaaatcagaa tctctggcgt aggccagaa 36300
atctgtatth agaaagtgca gcctgtcttg cgttactctg caggccagca ctggagagct 36360
agtccatccc cgcactttct ggatgatggg gtggaagccc agagaggtcc aatggccagc 36420
caggatccct tccagggtgtt ggagccagca tgtcagagcc aggcctagaa ctcccagctc 36480
actgtgtgtt tcactccagc tggcttgact ggaatcctca tattatctt ttaaattcaa 36540
cgatgtgatt cctccacacc ccaactctga gagcagaatg aagtgataga gagaagggct 36600
tggccatgta gacttgtgaa acagtctagg aatcctggag agagataggt ttactggcat 36660
atatgaccct ggcaccttc accaaaatgt acatttaaag accatttctt ggctgggccc 36720
agtggcacat gcctatccca acactttgag agactgaggt agggaggattg cttcagccca 36780
ggagttccag accagcctga tcaacatagt gagacctctt ctctacaaaa aaaaaaatt 36840
ataaattagc caggtgtggg tgcacatgcc tgmtgccca cctactaggg aggetgaggc 36900
aggagaatca cttagagcca ggaggtcaag gctacagtga tccatgattt caccactgca 36960
ctccagcctg gccaacagag caagacctcg tctcaaaaaa gaaaaaata aagaccattt 37020
cctaaccata ctgatacatt tttgcaaaaa tatataagta taaggagttc tactggagaa 37080
gggatcctcc tttatcaatt cattcatata aatttcattc atttattcct atgtttcatt 37140
gttttaacac tagtactgta tataatactt atatttaaact actcatgcag tgttaatttt 37200
tttttcttt tttgagacgg tttcgtcttt ttcacctagg ctggagtgca atggcgcgat 37260
ctcagctcac tgcaacctcc gcctccagg cgtgccacca tgcctggcta attttttcta tttttttgca 37380
agtagctgga actacaggag cgtgccacca gagtacaatg acgcgatctc aacttactgc 37440
gacagagttt cctcttggtt gccaggcccg cctgcctcag cctcctgagt agcagaaatt 37500
aacctctgcc tcttgggttc aagcaattct cctgcctcag cctcctgagt agcagaaatt 37560
acaggcacgc accaccagc ctggctagtt ttgtatthtt agtagtagag ttggggtttc 37620
accatcttgg ccaggctggg ctggaactac tgacctcagg tgatctgcca gcctcagctt 37680
cccaaagtgc tgggattaca ggcatgaacc accagcccc gccaatattc ttttttttt 37740
tttttttaact taggcagag tctcgtctcg tcgcttaggc tggagtgcag tggcatgatc 37800
tgggtcact gcaagctccg cctcccgggt tcacgccact ctctgcctc agtctcccga 37860
gtagctggga tgacaggcgc ccgccactac gcccgctaa tttttttgta ttttttagtag 37920
agacagggtt tcaccgtgtt agccaggatg gtcttgatct cctgacctcg tgatccgctt 37980
gtctcggcct cccaagtgc tgggattaca ggcatgagcc actgccggcc aatattctta 38040
aaacaataga gtattgacac atttaataga ttgtttggga aatggctata tttatgtata 38100
tttgtatctt cattctccc caaagtccat ttggtatatt gccataaaat acataaaca 38160
catggttgag aaagagaagt aatcaatct caagcaatgt tattgtcttt caagtagcag 38220
aatagctgt atttacggca gaaggggcaa aatgcttctt agatactaat gctcagattc 38280
agtctcggaa tatggggagc tggaaaatga gttaacattg ccggctctgg atggaaacag 38340
attatgaggt gccatatatt ggtgtatggc cctcttagct gttagaaaa gccatgagtt 38400
attgccgaaa ttaatgcctt gccagtgaga tgatggatc tcacagagct aaaccagaa 38460
ctttccagtt tgtttctgcc ctgagaaaaa tggctctgtg ttattttatg cctctcaca

```

acccaataa cagaaatfff tggatgctct tcccctggaa ttaatgtgaa aatgggtgaag 38520
 aagagaaaac tggcagacag tgctgagaca ctccactgac attgcacatt ttgggtgtag 38580
 tgataggagc gagggccctt ctggcaggca ggcaagcagg agcaagcgac agatcttgtg 38640
 tgagcccggc attgctctga gcccagggtt taccctcaga ggctttcttt ggaactgaca 38700
 acacattccg tagagcacia gttccaactc ctcctccac gcttcacgtt actgtttgca 38760
 aactccacat attccaaagt ctgtgtttgt gtaaacagct agggaaaaaa cacagaagca 38820
 ctcggcttcc atcctcatgt caggcagcag tccttgtcta cacaggcttc atccttccct 38880
 gctctagtgg ggagttagac agagggcccc caggccctt tccagataca gtgattccag 38940
 gttcagtgat tccaatgggt gctgagattg catacacggg aaagctgccc taaaaagaaa 39000
 gttactcatt aaatcggatt actccaatgc tgcccccttc actaaggaac cccagcctcc 39060
 aattttctcc atgctcaagg ccctatccca ttgccctccc acatgtacc tgacacaaat 39120
 agcactactc tcagttttct tccccgaggt taagttgaag tctgccctct tctttctatc 39180
 atgttctcct ctgtccccta gctgtcctt gcaactcatg gctaaagtga ggtacatatg 39240
 tagcagtagc gagctgcccc gccattgatg caaaatgggt taaactgatc ctgaacatgc 39300
 tagggttggc ttctctgtct tcagtatgac ttgagaagtc ccagagcaga aggtatgcca 39360
 atgaaaaatgg agcaggcctt gctaaagagag cttgcaggga cactgggatg gacgctctct 39420
 gtgactggac agaggtgatg ctgagcctgg actggagccc aaacctaggg tccaactggg 39480
 cccagggtgg gccagcccag tagctctctg gttctgtgct tttccacact taggggttct 39540
 attgttccaa gacatagaag aacagtggct gcatccctgg tggccttgat cttgctgctt 39600
 gcaggcaggg ggggaggggt tggggaaggc aggatgagac ttctgtgtgg gtgtgtgggg 39660
 gtcacaggat agtctccagt gggggcatga gaccaacgtg gggcagggtt ggtgggctg 39720
 ttcttgggtg gaactgtgct acagtgtggc cttggcctgc tctctctccc catctctcct 39780
 cccttagcct ctcagtctca ccccacaaat ctccctccct gctggcactg caaatgaaat 39840
 gcatggagga ggtggcatca gcagcagcat ctaaatggcc aagagcagcc ttagatctga 39900
 ggacttggga cccccaggct tcaactgaaa gtaaaagtaca caagagacca ggccacataa 39960
 gctgcagccc tgccctcttc tgctaaatgc cttcaccttc attgccattt ccatacctag 40020
 ggaagagccc tgggggttat catgcttctt tctgtctgtg ccctttctcc acattcattt 40080
 cttcatccat ccaacaaata gctttcttac ataaactgtg agggacaaaa gttgttgaga 40140
 agacagctcc tggcatccag ggatttgggt tctgatgaaa gagatagaca tgtaaacaaat 40200
 tgctgcaagg agataagagc cctgctacaa gcctgctgga ggtaccgtgg gaatgcggga 40260
 ggggagggga ggggcccggc tctgcctgtg ggggtgggaa agacgaaaca gcaacacaaat 40320
 tccagtcaca tctcgggtgc ccagaagcgg ctgcaggcgt gaagacagag gagggtgtaa 40380
 atgtcacaca ggtgagggag ggggaacgga gctgtgctgg tgccatcat cgtggaacaa 40440
 gctctcttat ggcttcccct gtaactccac ctctactccc accacgccac catccctggt 40500
 cctggctgtg agctgtatct agaaaggccc tgtatttcca ggctgtgggc agtcatttgg 40560
 ggtcgttttg ggtttgtgtt cctagcagca ggatgtctgg atcacaaaag cagtgatecc 40620
 actaaaaact ctctggcctg catccatgga agatgtgttc actgctggcc atctgtttga 40680
 gtggggcact gaacaaaagg ctatgtataa agttattcct cccagaatta cctatgatag 40740
 caaaaattgg aagcaatcaa aatgttcaaa aatagataaa tggagactg gctcaataac 40800
 ttagagtata ctgttatgat gtaacatcat gcaacctctt aagaactggg ctaaataatt 40860
 ttgagtata taggaagtag gataaagaat tagtataagc tccagtatgt taaatgtata 40920
 ctccctctct ctatgtatat ttgtgggtat atatatattt gcatagaaaa aagacaggaa 40980
 ggtgccaggc acggtggtc acacctataa tcccagaact ttgggaggcc aaggtgggca 41040
 ggactcactt gaggtcagga ttcaagagca gcctggccaa catgggtgaaa ccccatatct 41100
 actaaaaata gaaaaattag ccagggtgtg tggcacatgc ctgtagtccc agcttctccg 41160
 caggctgaga caggagaatt gcctgaaccg gggaggcaga ggttccagtg agccgagatt 41220
 gcaccactgc actccagcct gggtagacaga gcaagactgt ctcaaaaaaa aaattaaaat 41280
 aaataaataa gaaaaaaga taggaagaaa atacgcaaaa atgtgaagtg tggttatgag 41340
 caaatttaat ttgtttttac atttttatgt attttccaaa gatttgataa tgagtatggt 41400
 ttacttgtat aatgagtcaa aacaaaaatg gggatgggtg tcatttttgt gttttaaattg 41460
 tggattgagc atctagagaa aagtgacaag gatggtgaga tgttagacat tgtgtcatta 41520
 gactatctga aggaggacac ggcagttttc ctttttaaaa aactccatta gttatgggtc 41580
 aaaggaagtc ccatggctag tggagaagtc tggttctggg tttattgagc acaaaaactgt 41640
 aaaccacaaa tgagtgtact atcacgtgga ttgtagctca atagaagagg tcattaatct 41700
 cggcgctaac aaccccatgg ctgtgtccag aggcctgag ctcctgacc ctaggagagt 41760
 cctgcagagg ttatgtagga gccatctcta agagttccta agagggggccc tccaactcta 41820
 gcacggtgtg atttttttc aatacagatc ctttgcctgg catcctgatc atgcaagcct 41880

tctcatttcc caccatctat caccatttga tacaacactc tcatcagtta atatcagett 41940
cccattcttta tatataaaca tgcagccatt gacgggggtga cagcctatct gcaggatctc 42000
caggaggaag tagacagtca ggaagagaaa gggagtaaaa gccagaagca agctgacttg 42060
tgagccttgc cttttctctg ccattgttca gacaagccca ttcttgactc agaatagttg 42120
aactagtcat tggcctctca aatcatcaac gcatctctat tgatcatctt gtgctgacgg 42180
ctcaatggtc agtgtgtggg caacagtaag gtgattaaga ggaggtgctg gcccccaagt 42240
aacttacaaa caagagtaga aaacaagtgg ccgggtgcag tggctcacgc cgtaatecca 42300
gctccttggg aggctgaggc aggcagatta tctgaggtea ggagttcgag accagcctgg 42360
ccaacatggc gaaaccccgct ctctactaaa aatacaaaaa ttagctgagt gtgggtggcag 42420
gtgcctctaa tcccagctac tcaggaggct gaggtaggag aattgcttga acctggggag 42480
tggaggttgc agtgagccaa gatctcacca ctgactcca gcctgggcaa cagagcaaga 42540
ctctgtctca aaaaaaaaaa aaaaaaaaaa aaaaaaaaaa agtagaaaac aagcatgtaa 42600
agagcagaac tggaggagac gggcaaaata agagcaccag caatgttcaa ggcatcaca 42660
tgacatggcc ctaactgtgc taaagagtca gaaggtgctg ggctccagtg gaaaacacag 42720
tggattcagg accagaaaaa caaatggag aattagaagg gtattcctgg ctggagctgt 42780
agtatgctga aaggcgtggt gatggctggg tgcagtggct cacacctgta acctgggtt 42840
tttgagaggc caagatgaga ggatcacttg aggcaggaa tttgagacca gcctgggcca 42900
catagtgaga caccatccct acaaaaaaaaaa tttaaaaatt agctaggcgt acacctgtaa 42960
tcccagcact ttgggaagcc taggcaggca gatcacaagg tcaggagatc gagaccatcc 43020
tggctaagac tgtgaaacct cgtctctact aaaaatacaa aaaaaatta gctggccatg 43080
gtggcgggca cctgtagtcc cagctactcg ggaggctgag gcaggagaat ggctgaacc 43140
tgggaggcga agcttgcaat gagccgagat cgcgccactg cactccagcc tgggcgaca 43200
agtgagactc cgtctcaaaa aaaattagct aggcgtgatg gtgtgcacct gtatcccag 43260
ctacttagga ggctgaggca ggaggactgc ttgagcccag gaggttgagg ctgcaataag 43320
ccataatcat tctgttgca tccagcttgt gtcacagaac aggcactgt ctctaaaaat 43380
actaataaaa gaaattagct gagcatggtg gcgcattgct gtagtcttag ctattcggaa 43440
ggctgaggtg ggagactcac ttgagcccag gagtttgagg ctgtagcatg ctatgatcat 43500
aacactgcac tccagcctca gcaacagagt gagatcctgt cacaagaaaa aaaaaaggca 43560
cagtgagaac acacagcatt tgaatgtgga gtggcatgat gctgctagaa tggagggttg 43620
gtggagttaa ccatgggaaa gggagttgga atgagaggtt ggagccaagt tagggagtgt 43680
ggcctgatc ctagggtgtt tgagagtcag tgaagatttc gacacaagtc tgggattcct 43800
cctgcagcag tggtaaagaa gatgaatgag agactggaga ggcactcctg gtaggagtgg 43860
gtaagaggtc attggaaaag acgctggagc tctgaaccag ggcactcctg gtaggagtgg 43860
gaataagatc acgggcttga gagacatcct agagacagag ttggctgaaat ttactactga 43920
gaaggactgg aggcacgtag gagggagagg aggagaaaaac ttgggtgttg ttgaagatac 43980
catggcccta ccttttgca accaccatat tcatgcctca atgctgggaa ctccctggg 44040
ctccgtttcc tgtgccccat agctctggct gcttggctctc tgagtttttc ttgtctagt 44100
aactgagcta ctactctct ggcttggca ctgatcaca gtgttgaact gttctctctc 44160
aaggaacct ctgtccctt ccagccagcc tgcgaagctc tcgatgaaag acccagggtg 44220
catgttggtg cccagcaggt gtatacctgt caaagcacta aactgatttg tgtggcttga 44280
aggcgtttac tggtaacctg acctccttcc ctccctcccc tgcagagacc tcacctctga 44340
ggaccagatc gtactgctga agtcaagtgc cattgaggtc atcatgttgc gctccaatga 44400
gtccttcacc atggacgaca tgtcctggac ctgtggcaac caagactaca agtaccgct 44460
cagtgacgtg accaaaggta tgcttagact ccacctctg gggagtcttt tcagctccc 44520
agattctggc tccaccctg ctggggttg gctccaatca gatacatggg agggagttag 44580
gcaccaacag ggagagaagg gcgaggggtca gacctatggg gttggaggtg ggtgggctgg 44640
tcctcagctc tgcccgcagt acctggccat tgtctctcac agccggacac agcctggagc 44700
tgattgagcc cctcatcaag ttccaggtgg gactgaagaa gctgaacttg catgaggagg 44760
agcatgtcct gctcatggcc atctgcatcg tctccccagg tatggggcca ggcagggagg 44820
agctcaggga cctggggagc ggggagtatg aaggacaaag acctgctgag ggcagctgg 44880
gcaacctgaa gggagacgta gcaaaaggag acacagataa gaaataacct actttgctgg 44940
tttgacagac cctgtgtgtg tgtggacgct gaggtgcccc tcaactgcct tagctctgcc 45000
ttgcagagtg tgcagcagat tcgtaggggg gattctgagg aactagataa gcagggttcc 45060
tggggccaca gacagcctg cgcattccca ataactcaggc tctgctcttg cgtgaactgg 45120
gctcaacatt cctgttattt gaggtttctt gcgggcaggg tacaanaact tggagcctga 45180
gagatggttc tgcctatata gtttacctga ttgatttgg aggcaatgtg cagtgaccct 45240
tgacctcttc cgctggttag aggtgagaag agggagaaaa ggccgaagag gaagttattg 45300

tgaccttggg gacatgatgt cgggtgatgag gtccaaagag gggcggccct gcctcagcct 45360
 gtgctagtgg cctgtgcca gggatgcttt cctggactgg aggctcaagg aatggagatg 45420
 ggctcctcta cccctgcca gccagccttc tctcattcat tcatccactt agcaacaatt 45480
 tattgagcac ctattaggta ccaggcacta tgctaggtag tggggttcag cagcaaatgg 45540
 gacacaggct cctctcccat gaagcttagg aggaaacatt aaacaaatgt tatttaatta 45600
 ttaattccta acaaggcaag agttttaaaa ataaagtaag tgatgctaca gaagggtaga 45660
 atagaaggag ggaagctgac gtggtctggg ctacagaggt agagtgttgc caggaatggc 45720
 cttttggagg aagacctttt aagctgttat ccaaaggatc agtaagagtc tggcaaagat 45780
 agcagagcag agttccaagc agagggagca cagatgtgaa ggctgggtggc cagagagcat 45840
 ggcgcatcgg gacgctgagg gatggacaga gcatggacag ggagcaaggc caggcagga 45900
 cagggccagg tgcgcccatt gaaggaccta ggtctggatc ctaaattgcac ggagaagtca 45960
 ctggaggggct ttggggccag gcagtgggat caccggtcag cagtcataga ggggtggcct 46020
 aggggggtgt gccgttgagt gtctgtgtgg gtgggggtg gtgggattga gcagtgaggg 46080
 gccagctga gagctcctgt gccttcttct ctatccccgt gcccacagat cgctcctggg 46140
 tgcaggacgc cgcgctgatt gaggccatcc aggaccgct gtccaacaca ctgcagacgt 46200
 acatccgctg ccgccaccgc ccccgggca gccacctgct ctatgccaag atgatccaga 46260
 agctagccga cctgcgagc ctcaatgagg agcactccaa gcagtaccgc tgcctctcct 46320
 tccagcctga gtgcagcatg aagctaaccg ccttgtgtct cgaagtgttt ggcaatgaga 46380
 tctctgact aggacagcct gtggcgggtgc ctgggtggg ctgctcctcc agggccacgt 46440
 gccaggccc gggctggcgg ctactcagca gccctcctca ccccgctctgg ggttcagccc 46500
 ctctctgccc acctccccta tccaccagc ccattctctc tctgtccaa cctaaccct 46560
 ttctgctggg cttttcccgc gtccctgag acctcagcca tgaggagtgg ctgtttgttt 46620
 gacaaagaaa cccaagtggg ggcagagggc agaggtgga ggcagggcct tgcccagaga 46680
 tgcctccacc gctgcctaag tggctgctga ctgatgttga gggaacagac aggagaaatg 46740
 catccattcc tcagggacag agacacctgc acctcccc actgcaggcc ccgcttgctc 46800
 agegcctagt ggggtctccc tctctgctc actcagata aataatcggc ccacagctcc 46860
 caccaccacc ccttcagtgc ccaccaacat cccattgccc tggttatatt ctcacgggca 46920
 gttagctgtg tgaggtgggt tttcttccca tctctggagc accaggcagc aaccacctg 46980
 ctgagagacc caaggaggaa aaacagacaa aaacagcctc acagaagaat atgacagctg 47040
 tccctgtcac caagctcaca gtctctcgc ctgggtctaa ggggttggtt gaggtggaag 47100
 ccctcctccc acggatccat gtagcaggac tgaattgtcc ccagttgca gaaaagcacc 47160
 tgccgacctc gtctcccc tggcagtgcc ttacctctg cccaggagag ccagccctcc 47220
 ctgtctcct cggatcaccg agagttagcc agagcctgct cccccacccc ctccccaggg 47280
 gagagggctc ggagaagcag tgagccgcat cttctccatc tggcagggtg ggatggagga 47340
 gaagaatttt cagaccccag cggctgagtc atgatctccc tgccgctca atgtggttg 47400
 aaggccgctg tccaccaca gggctaagag ctagcgtgct cgcaccccag agtgtgggaa 47460
 gggagagcgg ggcagtctcg ggtggctagt cagagagagt gtttgggggt tccgtgatg 47520
 agggtaaggt gccttcttat tctcactcca ccacccaaa gtcaaaagg gtccgtgagg 47580
 caggggcccga gtgatacaac ttcaagtgca ggtctctgc agccagccca gccagctgg 47640
 tgggaagcgt ctgtccgttt actccaaggt ggggtctttg tgagagtgag ctgtaggtgt 47700
 gcgggaccgg tacagaaaag cgttcttctga ggtggatcac agaggctctc tcagatcagt 47760
 gcttgagttt ggggaatgct gccgcattcc ctgagtcacc aggaatgtta aagtcagtgg 47820
 gaacgtgact gcccacaact ctggaagctg tgtccttga cctgcatccg tagttccctg 47880
 aaaaccaga gaggaatcag acttcacact gcaagagcct tgggtgtccac ctggcccat 47940
 gtctctcaga attcttcagg tggaaaaaca tctgaaagcc acgttcctta ctgcagaata 48000
 gcatatata cgcttaatct taaatttatt agatatgagt tgttttcaga ctcagactcc 48060
 atttgtatta tagtctaata tacagggtag caggtaccac tgatttggag atatttatgg 48120
 ggggagaact tacatttga aactcttctga cattaattat tattgctgtt gttattttac 48180
 aagggtctag ggagagacc ttgtttgatt ttagctgcag aacgtattgg tccagcttgc 48240
 tcttcagtgg gagaaaacac ttgtaagttg ctaaacagag caatcccctc attcaggaaa 48300
 actgacagag gaggcgtgta ctaccccag catatataac tagctagaag tgggccagga 48360
 cagggcccgc gcggtggctc acgcctgtaa tcccagcagt ttgggaggtc gaggtaggtg 48420
 gatcacctga ggtcgggagt tcgagaccaa cctgaccaac atggagaaac cctgtctcta 48480
 ttaaaaatac aaaaaaaaaa tagccgggca tgggtggcga agcctgtaat 48540
 cccagctact caggaggctg aggcagaaga attgaaccca ggaggtggag gttgcagtga 48600
 gctgagatcg tgcggttact ctccaacctg gacaacaaga gcgaaactcc gtcttagaag 48660
 tggaccagga caggaccaga ttttgagctc atggtccggt gtcttttca ctacaccatg 48720

tttgagctca	gacccccact	ctcattcccc	aggtggctga	cccagtcctt	gggggaagcc	48780
ctggatttca	gaaagagcaa	gtctggatct	gggacccttt	ccttccttcc	ctggcttcta	48840
actccaccaa	cccatcagaa	ggagaaggaa	ggagactcac	ctctgcctca	atgtgaaatca	48900
gaccttacc	caccacgatg	tggccctggc	ctgctgggct	ctccacctca	gccttggata	48960
atgctgttgc	ctcatctata	acatgcattt	gtctttgtaa	tgtcaccacc	ttcccagctc	49020
tccctctggc	cctgccttct	tgggggaact	cctggaaata	tcagttactc	agccctgggc	49080
cccaccacct	aggccactcc	tccaaaggaa	gtctaggagc	tggggaggaa	agaaaaggag	49140
ggaaaatgag	tttttatggg	gctgaacggg	gagaaaaggt	catcatcgat	tctactttag	49200
aatgagagtg	tgaaatagac	atgtgtaaat	gtaaaaactt	taaggtatat	cattataact	49260
gaaggagaag	gtgccccaaa	atgcaagatt	ttccacaaga	ttcccagaga	caggaaaatc	49320
ctctggctgg	ctaactggaa	gcatgtagga	gaatccaagc	gaggtcaaca	gagaaggcag	49380
gaatgtgtgg	cagatttagt	gaaagctaga	gatatggcag	cgaaaggatg	taaacagtgc	49440
ctgctgaaag	atttccaag	agaaaaaag	tttgccagaa	gtttgtcaag	tcaaccaatg	49500
tagaaagctt	tgcttatggt	aataaaaatg	gctcactact	atatagact	tactttgttg	49560
caagtactgc	tgtaataaaa	tgctttatgc	aaaccaat	gccttatect	tataaggacc	49620
ttatgggaga	tgaatcatta	ttacccccat	ttgacagaaa	ggatagcttg	agcaatgcca	49680
cactagcaag	ggatgggatt	tgaaccttca	gcagctaggt	tcagaagcca	caaattaact	49740
gctacattgt	ctgcttctct	attgagtgtg	gggacctgac	agacgactga	tggtcttget	49800
agctctctcc	tatgagagg	ataaaagagg	ttccatttcc	taaagcaggg	cctgagccag	49860
gaaaattaga	ggtgctggac	caaaactgtgc	tctactccca	ggaagtgtgc	agtcaatata	49920
tgacacctac	gtgagaccct	caaaaatgaa	aaccaaacag	ctactggcaa	aactgtgtct	49980
gccattagag	atggcggctg					50000
50001	tgccagtgc	ctggaggatt	acaaatgact	gctgtgcaga		
50041	aacaggactc	ctaaggggccc	caacttatgc	cgatgcactc	cattctgctt	ccaaggaag
50101	tggggtttat	gatgaagggt	agcattgcta	ggcacagtaa	acaagaacac	agcattgtga
50161	tctgaaaata	aggaaatcat	gccagctaat	gtattgatg	aggataagtt	ggcctgggga
50221	tgtgattcac	tctaattttt	cagaaacatc	tgaaaatatt	tcaaaccaaa	ggctaaaatg
50281	tgtttcagtg	ggatgagatg	gacttagggg	aattgggggt	agaacttgag	ggttattttg
50341	tgaaacatga	agggacttag	agaaaggaaa	tcaacagctg	cataaatggg	catgtctctg
50401	gctggagaaa	tggtggagaat	ggagttctga	tacactgtta	gaaggatctt	atgtagcatt
50461	tttatagctg	acctagaaga	acacaaaatt	tccaaggctg	tgttataatg	cgcttttcca
50521	ggtaaaccaa	gaggaatata	ccccagggaag	gttgcataat	taggatcaag	tgttttcaag
50581	ttttcatatt	ccaagctttg	gttctatgcc	tacactgttc	aatccagtag	ccactagcta
50641	catgtgagta	tttaaatgaa	ataaaggtaa	acatctagct	tgtcaaccgc	acaagccaca
50701	gttccagtat	ttgataacct	cagggctacc	gtaagagaca	gtgcaaatac	acaacatttt
50761	cttctttttt	tctttcttct	ttctttcttt	tttctttctt	tttctttctt	tttttttttt
50821	gagacagagt	cttgcctctg	caccaggctc	ggagtgcagt	ggcacaaact	cggtcactg
50881	caacctctgc	ctcccagttt	caaaccattc	tcctgcctca	gcctcatgag	tagctgggat
50941	tacagccacc	tgacaccatg	cctggctaag	ttttgtattt	ttagtagaga	cagggtttca
51001	ccatgtttgc	caggctggtc	ttgaaactct	gacctcaagt	tatctgcccg	cctcagcctc
51061	ccaagtgtct	gggattacaa	gcgtgacatt	ttcatcatcg	cagaatagtc	tatggggcag
51121	cactgggtcta	cacaatgcat	tcttatctgg	tactaattgt	gaatgactcc	atgaggatgc
51181	tggcgtcatg	tgcttctggt	gatctgtagg	gcagaatggc	cactaacttg	acatcatatg
51241	gaagtgtctat	agggaaacatc	ctccccttac	aatgggctat	gccacacctg	gggtagtctg
51301	aatgagtctg	cttcttaaaa	gagacataaa	gcaaaaacac	tgcacagacc	atggggttga
51361	taggetcaaaa	gcatcatgtg	gtataaatag	ctcactgggtg	tgctaggagt	attgatctct
51421	ttagccctgg	agcaagcaaaa	cagggcctgc	caggagtgc	cacagccctt	caatttcccc
51481	agcttctacc	aggctccttg	caggctgect	gtgcagtgc	ggctcggtctg	cctgccccat
51541	ggteccctgca	gatgacaaga	aggatggatg	ctgtctgaca	cctccagcat	ggccaaggag
51601	atggetcact	atgctgacat	cctataggca	actagtctct	attgtgggca	gggagccggt
51661	gaggetgatg	gggagtctgt	gctcctcaag	accagaagc	acagcagggt	gtggagcctg
51721	tggctggcag	ggggaatctg	agagctcgct	gctccagaca	gctgctccga	atctctgtat
51781	gcacgcgatg	gatatatgat	atacgggatg	gtgttgcaag	ttgggttcca	gggacgtaga
51841	ctctgaaatg	caggttgaag	tgacgggagc	ttgttaggga	gcagtctcag	gattatcagc
51901	cctggtggaa	gggaaagaag	tagaattagc	agtgggagaa	gttgggctgc	aaagcagtct
51961	cagtgaagggt	ctcaatcaac	ccgtgtgggg	atctctgaag	ctgggatggc	cctttggatt
52021	gccccaaagat	gaagtgaggg	agacacttct	atattctgct	atcaggtagt	cattggagcc

52081 aggctgttcc ctgaagagca tgtgatttca ttgacatgac ctcagctagg cggctctttt
52141 cagcctgtgg cccataggac atgtccataa ggggtgtttt cttcacattc tatacaacct
52201 ggtgagcact tctggagtga gctgctctgg cttggggaga cgtggaaga gttccaggcc
52261 ctctcctgtg gctctatcca aggagagtgc tgactccaaa ggaggggtt cccagcctcc
52321 cctcagttat ggattagctg ggttattttt cctaaatcat cttgagttc accacgaggt
52381 ggtgctactg ccctacaggg atagctttga gccacttggc tggcccccgc cccccaaagc
52441 cccaatcaca tcccccttcc accctttctc tatctccatg atatgagtga gattcagcaa
52501 ggctctgagt ctctgctact gaggcatct ggtggtgctt acctctctc atgccagcga
52561 catgggggta gggatctgct ctctggcttc tcctcccagg caacagggag tatctgacc
52621 tctcacacct cacccaaggg cctcccaggg tcttgtgccc cgggcctctg agcatagtec
52681 gtgctgacag tgagcgaggc tgcaggttcc ctctgaggtc cagccaagtt atgtagtctt
52741 tccagtgttt ctaaccagcc accccaga gctcagtgct ggggatatgg cgatgaacaa
52801 gacagctgcc accccaaga aaagcactgt gcagtgggag aagacagccc tacagacaga
52861 tgagtagtag gcatgccaag tggaagctgc aaagtgttaa caagttaaaa gtaacagtta
52921 acaagtaaac tgctgtctcc caggcctggc tctgccattt gctatttgta tgacctggg
52981 caagttactt aatgtttttg agcctcagtt tcttcacaga atggttaaaa taatagtacc
53041 tacctcatag atttgctgtt gttgtgatat aatctgtgta aagcattttat aacagtacct
53101 ggcacgtagt tatcaatcat gtgttggcca acatcactat tgggttctg agatggccaa
53161 ataagttttt atcaaggagg tgacattgct cccacattcc gacctccgat cctgatggg
53221 cctctagat tcactccagg ctgatttttt ggggcccctc ttccggatct cagcttcttg
53281 gtgctagga ctctgctcc atgatatcta ccagaactga gagaaggtgt cattgtacca
53341 cctggccacc agggggcagg tgtgccactt aataaaccaa attggcccca gccgaagct
53401 gcctggggag aaaagtgtgg gaaagaggtg ggaagatagg aatataaatc tgaatgcat
53461 ggaactctag tgactactgt ccccaacttc tttcagtcac gttctttatt tgtcaatgtc
53521 aatccttcaa caatcaccaa cacctggact tttcagtcac cgtatttact gacctataat
53581 taatgtcagt attctctggc aaggggtggc ttatgccag agaaaagga atcaagacaa
53641 gtttcaagaa tgggtttga tgcattcatt tatccccatg tttgttggaa cctctcttct
53701 ctgatgaggt ataaacccca ccatgatctc ttcagtgta tttgtctttg ttcagacat
53761 tgaaacttaa ccgaccaccg tgtctgggta cgtgcagttc tctgaacgtg cagctctgtg
53821 gcttgcctct aaaccagagt ttctcaagca tttgggtcct ggcatecttt tactcttta
53881 aaaagaagga ccccaaagaa cttttgtgtg tgtgggttag attcatcaat atgtaccatt
53941 agaaatataa acagacattt ttaaagtgtg tcttttaaat gtggcaataa tgaatctatt
54001 aaaagttaga acaataaca cattttttcc tttaaaataa ccagtttcca aagtaaaact
54061 aatttaatga caagacagta ttgtttcaca gttttgcaaa tctctttaat gtctggttta
54121 gtagaaggca gccagattct catattggct tctgcattca acctgttatg atatcatgtg
54181 tcaagaagcc tccggaaaac tccactgtac acttgtgaga aaatgagagt caaaaaggt
54241 aataatgtcc ctgctagaaa atgaaatgca aacagactta tgcaaaattt aacaccttcc
54301 tttcaacttc agaacctgtg aagttaattc catgtggctt cagaaaactc atactaactc
54361 ctctccctaa agtgtctgcc acatcccct cactctgtac ttggctaatt cgtgtgtgtg
54421 tgtgtgtgtg tgtgtgtgtg tgtgtgtgtg tatgtgtgaa agagaaggac agaaagagag
54481 agagatggtc tctctgtggc ctaggccgga gtgcatgatc atagctcact gcagactcaa
54541 actcctgggc tcaagcaatc ctctcatctc agcctcctga gcagctggga ccaccggcac
54601 actcagctaa tttttttgtg ttttgtaaag acgaggtctc tctatgttgc ctaggctagt
54661 cctgaactcc tgacttgaag caaaccccct ccttctctcc caagccttgg cctctcaaag
54721 tgctggggtt acaggtgtga gccaccgtgc ctggccacca atttgtttt gactaaatgc
54781 agaatgtagc atttgtccct ctttatattt atctgatttt attatcccac actggcctgc
54841 tgaatgtttt tgaatcctca ttttgtcctc cagtattctc accatcccct ctgctcttgc
54901 atcttccaaa agctaggtct gcagaccata ttcagagtgt actgagacag agccaaagac
54961 tgtgtcctct tgcaggttaa cattagctca tgaaccagaa gctctttggg tcagttgttc
55021 aagacctcac cgataaggaa gggaaagcggg tgggtaatga gagactgagc ctcaggtgag
55081 gggagtcatt ggaaagactc aggtaccaca ggaatgcggg gaactgtca atgctgccac
55141 agcccctccc tectcaggac tcaacagect cactccaagt ctgaacagac tctttaagaa
55201 ttagacagat ctgagccaag ggtcacagat ccagggttat ttgatctagg ggatgcacaa
55261 ggggtggatc aagtatcaaa tttcaagctg ggttgttctg caaattgtct gagctggact
55321 ctgggaagga aggcattggc tcttagatac tgggtgctga gaggaggaag gcaggaagaa
55381 gctcccgtga gctcctgggg gtagtgggca gagctcccct tagacctcca gaccttgggtg
55441 gtgaaaggag aagtcacaca tagcctggtc gacagcccct atttagctcc gtaggccctc

55501 cccgctgcac tcttcacttg cactcagaag cctactgggc ctctggaaag gccccatgcca
55561 ccctgacceca atoccaaatac ctggctggac atgggtggctc atgacctgtaa tccccaacact
55621 ttgggaggcc ggggagggag gattacttga ggccaggatt tcaagaccag cctggggcaac
55681 atagagagggc ggcatctcta caaacaatt ttaaaaataa attagctggg cctgggtggca
55741 tgtgcttga gtccctagcta cctggggggc caaggtggga ggactgctg agctccggag
55801 gttgagctg caatgagcca tgatcgcacc actgcactct agcctgggca atagagcgag
55861 agcctatgtc aaaaaacaac aaaaacaaa gaatcctgca gacacctgtg aacatctgtg
55921 gcagccggca tgggctagg gccaaagtga gggcaggtgc cccaactttg tcaactcctg
55981 actactatctt ccccatcttc ctactaggct ggccagatag atcaagcggc ctatcagaa
56041 gggcttggtc ccctaagcca ctggcccagc ctggcaagga ctgtgagccc cagggttaagc
56101 gtgtagggga aatgctcctg gtatcctttc tgettectcc acttccccta gccccactga
56161 tttacatgctc tttccctctc ctaccagga gccccggag agggacaggg aggggattgt
56221 ggaggccctg ggtgataaag tagggatggg ggagaagtga taaagggggg gggggagaag
56281 ccagctgcac ttcctcctg atagggacc caccocaaga ggctcctgcc tctgctgtgt
56341 tcacaggaag gactggaggt ggtagaggag tggatgggga gggcgggtggg caggatatca
56401 gtggctctctg caatcctttg ccttggaga tgacagttca ttattttgtc cttcggttgt
56461 tcattcatca gcaaaactt accacactcc tcctaccacc gctggcagag ctctgggctg
56521 ggaggggcaa ggaggcagat tgagctcagc agctctgctg gtctcccctc caccacctc
56581 ttcagccttg agggaggcaa tgagtgaata agagatgaac ttaacagca ggtcattgga
56641 atcctgatag tgtctcttac tgactgtgta accttgggg aaatgtgtga gctctctgat
56701 cttcagcttt ctcatctgtg aatgaccatg tagagctggg aaagataacg gaaggaaggc
56761 tcgcagcacg ccgcagggcc tggccttgtc tagggcagca atgaagagca gcagaagtgg
56821 catctagcag gagcaggatt tgaacctggc agtcccctg agtcgctgtg gaactgctgg
56881 ctatctgtct gtcttctgta aagcaaagag agtaatggta gaattgcgct tggcatggag
56941 aagaccacat gagctactat gtagtattta gaattgcgct tggcatggag ttcgggtgctc
57001 ggtaaatggt agcctttatt actgtaatt tcatcatcct ctggggacc tctcctctaa
57061 agagataacg tetaacctga tategtcttc cttataagca gctcctcaa cacattcaa
57121 gtcagggata gacgggtag aagcagggat tcacaggtgg acccctcttg tgaaggcca
57181 agctggccct caaccagct cctaggatgg cagacgcacg cctggcccgg cccatggtgc
57241 caacaactcc gcttactccc ccagctccac ggtgttgtgc tgggtggtag tgcggaagc
57301 ctgaggctctg cccattatc tctcctgca aagcctctc caccgttaa cccccaccg
57361 agattataga gcctcaactg tctccaactg ctctgattca gggataaggc tggacctcg
57421 agcccatcag cccacagtg ttgaggggag gctgcctggg tccctgggag ctggcgagct
57481 ggggaagtgg gaccacggca gaggtgggg acacccccct gccacctgc ctgctgctc
57541 tgggtgtgccc tccagaactt gaggaaaaaa gtgatcctcc tctggggaga ggccttctg
57601 ggttactaa ggctcttttc tcccatctct gtcttctctg tctacctcgc tggctccag
57661 ctgcttctac tgtttctact tctctctcag gctgctctc cccaccctc agagcctcga
57721 agctgcacac ctgtctctc acatcagata acccgaccac agcagctct gtcacccag
57781 ccaggctccc agcagccccc cagctcctc gcccategcc ctcttctct cctgccacc
57841 ccaccttcta gctcctgac acacctacac agccctgggg agggactggg aggggaacc
57901 caaagcctta ctgggtaatg aggggtgtgag aagacagctc ttcctactcc ccaacataca
57961 cgcgtgcgcg cgcacgcgcg cgcgcgcaca cacacacaca cacacacaca cacacaggt
58021 gaaaactcta taccctgtg cctagtcaga aacagtgacg gggagggacc cagggaccag
58081 gcctcgaggt atgaggaaaa tccatcctgc ccaagtgagg ggttgggga gtcacagaaa
58141 gggcagctt ctggggctga ggttccact gctcctggt tttaggcaaa gatttccag
58201 ggcttcatct ccaagtecta aggctagagg cccccagcag ggccctctc tgggtggagct
58261 gggctgggga ggtgggtggg tgccatgtgg acctgcccc gcccctccc actgttctc
58321 aagaggccaa gtggggagga ggttgggggg tggttgtggg ggcagcggcg ctgagtttg
58381 gatgtgggg ctcagggaga ctgggtaaga gctgggcagg acaccgtggg aaggggagtg
58441 gtgggacctg ggaggaggg gaacaaagac cagggctgct gggagctgga ggttttaata
58501 cctctgaca acaaatgaat cataggcaaa ttctgtgga atgatggcgt aaagaaagat
58561 gtgttatttc aaggccccag tgtgtgtgtg tgggaagaga gtggaacggg gaggagcagg
58621 aggcetaatg gcgctgtag gtggggccc gggtagagt cctggggcg cctgtaaggt
58681 gatggccct gcactcatg tcacctcag ggggtgatgt gaaacagcag gtggccgacc
58741 acagcccgcc aaccaccacc ccaaagcaga gaggcctca taccgctga gctcacctca
58801 ctgtgatgct ctgttctctc tgcagtcagc cctgtcctct ggggctgtc cccacaggcg
58861 cctgccatgg cctgctctc agcagtaagta gaggagacta tggagctcca ggagcctccc

58921 atatattggga gggaaatctgc agtgagcacc tggccatcac cctcaccggt gggctttttc
58981 ctatcaggag aatgctgagt tgatacccac agtgaccgca cctgccttgc ggtcggagct
59041 cagtctatta agttgccaga taaatgcatt tgtggcctct ggaaggttgt cagggccctt
59101 gctatagctg agaccctaat ctcagcttct ggccaacctt cattcccgt ctcgcaatg
59161 ttaagactca ttaaattgaga ccaaaacct atatacccat tccacctac ataactatta
59221 cctatgacac atatttctc ttcaccttct cctccatgcc tatatgtttt ttaatacagt
59281 tgcaatcatg gggatgttac caatctctat tctctgtga tgctgtgtg cataaaaca
59341 tttctctaac agcttcatag tttctatta agtggaaata tagtatcata atttacctcc
59401 acaattttcc aatcataagt gttcaaattg tctctaattt tctatattat aggcagtgtg
59461 atgggggaca tcattaggca catactccgc tctcctccc gtaacagcac attatagctc
59521 ctagttagg atactctggg tggggttatt gagccaaagg cattaccgac agcacacaca
59581 ttactatata ttgcccact gatttcaaaa gaggttacgc ctttctctca ttttaattgg
59641 cttcaccgag ctctcgctaa tgtttcaaaa aggcacctac ctttctctca ttttaattgg
59701 cattactttg aggcagatca ggttgaacat acccctacct ctgctgtgga gttgtgttcc
59761 ctctgtacca ggagagtctg tttctgggct ttgaacttta gtctccactg ttctagtgtc
59821 tettaacagt ttgtgtgagc tctctttata agaattgatt tagggccggg tgcggtggct
59881 catacctgta atcccagcac tttggggaggc cgaggcaggc agattgctg aggtcagacc
59941 agcctggcca acatggtgaa accctgtctc tactaaaaat atagaaatta gccgggcttg
60001 gtggcggttg cctgtagtcc cagctactcg ggaggctgag gcaggagaat cacttgaacc
60061 tgggagtcgg aggttgcagt gagccctgat catgccattg cactccagcc tggggccacag
60121 agcaagactt catctcaaac aaaaacaaa aacaacaaaa aatgatttt aaagcattgt
60181 caactgcaac cgtgtgagag tctctctctc ttgatattct cctccacttg ggattccgat
60241 gcaactctctc ttgcttcatt gaaatctgtg actgctcccg gctgctcca gcttccactc
60301 ctgcccctac tgaagtcttt gttttctcag gtttctgtat ttagecatct tccctgccct
60361 ccccttctct cctctcttct ccctgctct tgtgggtgca ttcattccta caatttctc
60421 tctcactgat gacctcaaaa tcttccctg agctccagat accaactgtc cactcaaca
60481 ccccccttgc tcatcccacc aacacctcaa actccacctg tgcaagctc cattctgcat
60541 tttctctcaa atttgcttct cctcccatat tcttaactc agctactcaa ataccttgg
60601 gtttggagtc gcttttggaa gaggaagag gaaggtggag gctaattgctc ctgaagagg
60661 aatcggattc tatcaacct ctgctcagag aaggagcact ggaaggcca ggagaaggcc
60721 agttgtcagg gaagatgctg ctctatgctt caatttctt cctgctctg acactaaaac
60781 gtagccaggt ctagagatag atgcttgaat cctccagct ttttcttca cctcttgagc
60841 aattaacct taactctggc aagaaggagt aaagctataa gtctaaactt gtgctgcca
60901 ataagagact ggaaggatg aagaaggagt aagcacttga aatgtggcca gtcagaattg
60961 tacagttagc agtggccaca tgtggctact aagcacttga aatgtggcca gtcagaattg
61021 aatgtgctg ttagtataaa atatacactg gcttcaaac acttagtatg gaaaaaaat
61081 gtaaaagatt tcattagtaa ttttttatt tgattgcata ccaaaataat gtttagatt
61141 tactatatta ggctacataa atatactact aaaaatgaatt tcacattccg tttctattgg
61201 tttttgatgt ggctaataga aaataagta catatgtggc tcacattccg tttctattgg
61261 acagcgctta tctagacct cccagcaggt gaagtgtggg gctccaggct cgggagaca
61321 gggcagtaca tgacagacac aggtgcaggc cctactacag gtgtgggcca gccagagctc
61381 caaccagatg tctccagaca gacactgaag gacagattct cagtgggcag cctcactcag
61441 gcgaagcaaa gccaggcaac atttctgga taattctctc agtctttgac ttcattgagg
61501 tctctggact gaggcttagc tctcctgagc ttgtccctgt agatgcccc tttcttggg
61561 aaaactctca cccaggacca cccagacct tggatcccc cacttgata gttcattgga
61621 agatttttct atcactccac ctgggcccag tcttgatct cttccagaa gccagagggt
61681 gtccttctc ctgtctagag cctcctctc cacgcactct gtcttaggct tagctacca
61741 caggctggga ggggatgaga gatggagggt tgctcaactt gacctcgaac ttcattgtag
61801 actacctggg tcacaggcac attttgagct ccatttctaa tgccatata agggaacagg
61861 aggggacgag ggggtggcaga tatactccat tgggctgccc tctctgtct cattctctt
61921 tctctgtgcc ccggtgccc catttgaggg cactgaaget ggggcccagt ctgctgggt
61981 ctgcccctcc ctctccttgc ctagatgact ccaactctcc caggctcctg ctgggatccg
62041 aaggccccag gcaagtgggg gaaggggagc cactcccact tcccagaag ctgctgctgc
62101 ctcttctctg ttgtctaaaa ctctggctct ggactcaagc aaagggggg aagtcaccag
62161 ctctgcccc ccgccccaaa aggtcaacct tgccccctg gtctcttat ttatagcccc
62221 cactaccac cccccccca cccccggcc ccaggcctg gctaaggagc tggatgtctc
62281 ctccctcaaa tagcagctgt ggccattgcc ccagggatac agccagatgg gcagatcact

62341 ccagatgtgc agtgtttcgg gaggggagggc caggeccttt ctgcagtccc tgtggtactc
62401 cccgcagcct ggtcctgggt cccctcaact tcaagacaac acttgaggat ttcaggagga
62461 tcaggaaggt tgcacctatt ttcccatttc tgtagcctgg ccaagctacc ctgtataccc
62521 tagaaaggtc agcttggggc atagggccta ctggattcat ttgcataaat cagctcagtg
62581 ctcactttga gacctcaaat tatagaggaa aacaggctta gggagacaga agagacagga
62641 cactgtctct etctctattac tgatgtgagc attggagctc tgtccctaac agcccaatgt
62701 gtgccaggca ctgtagttaa gtacttcatg toccaatctc atcggctctc gcaaaaccct
62761 aatatagcag gcacttcata ccctaactctg cagatgggaa accaagactc ctcaaggta
62821 aataatatac gtaaggtcaa gcagtgggga agcaacaagc tccagcccaa gcagctgcac
62881 accaaatcct tgetcttaac cacagtacaa cacctctca ctctgtccat tcttctgggt
62941 acttttaaat gatctctttt tttctttctt tctctgtgag gttggagtctc actctgtcac
63001 ccgggctgga atgcagtagc tccggagtag ctgagattac aggtgcctgc caccacgcct
63061 gcaattctcc tgcctcagcc tccggagtag ctgagattac aggtgcctgc caccacgcct
63121 ggctaatttt tgtgttttta gtagagacgg ggttttgcca tgttggccgg gctgggtcttg
63181 aactcctgac ctcaagtaat ctgcccactt cagcctccca aatgctggg tttacaggtg
63241 tgagccacca cgcaggcta aatgatctct taaaagctca gtgcaggggg ccaggcatgg
63301 tggctcacac ctgtaatccc agcacttgg gtagcagcaga caggtggatc acctgaggtc
63361 aggacttcaa gaccagcctg gctaacactg tgaaaccctg tttctactaa aaatacaaaa
63421 aaattagcca ggtgtggtgg tgtgtgctg taatcccagc tactcgggag gctgaggcag
63481 gagaatcgct tgaaccggga aggcagtagt tgcagtgagc cgagattgca tcattgcact
63541 ccagcttggg caacaagagc caaactctgt ctaaaaaaaa aaaaaatgc tcagtgcagg
63601 gaaccctgga gcccaggact cagggcctgc ccaagggaga tgtctgcaca tttgtctgc
63661 ctctctgccc tcccacccc tagccattta gaccaagctg gactgagggg gatgagggat
63721 cagagatttc tagaatcact gttctgggtt tctcagacc ccaagcaca gatccattag agggagcag
63781 gtgagggcag aactattgccc ccaaccaca ttgatcccag gatccattag gtgtctcca
63841 gcttggaaact ctggtgactc tgaatectcc ctctctttg cagcatatgt tattcgagtc
63901 cctcatccaa cegttttctc cactccaggt tctgttctta gattgtatcc tgctccccag
63961 gaggtgatga attcctcact gtggcttttt ttttttttt tgcctctgtg cctgagagtc
64021 tgacacgggtg cctggcaaag agtagatgct caacaaatgt gtgttgatga agaggat
64081 aatggtgatc atcatgggtg gagtttttca aggtctcagc cagggcacc ctgactcaca
64141 cccagcttag ccaccctcag ctcatgtctc tcttctctgc ctctagtctc ctagctcaca
64201 ggtgcataat ccaaaactcac actcctgggg gagattctgg agtcagaggt agtgcctcc
64261 agccaagac cttctcaggg gtctctctg gagattctgg agtcagaggt agtgcctcc
64321 aaagaagaag cattgagatt ttagtaaaag tgggaacctg ttgaccagcc aatatagccc
64381 ctggggcaac tggaggggtg tgttggggca tatggcaagg ccaagctga agcctgcccag
64441 tgggaggacc acagcatccc tgcaagggcc cagtgaggca agtaatgggt agctggctgc
64501 agaaaggcat tttgcaactc agacgaattt ctctctcact atgattagag tatggcccag
64561 tggctgcctc cctgaccata atctctgctg gcacaggcat ctctgggctg ggcagcccag
64621 gctgtggaag gagcgtgac ctggaaaacc tggggcttga gttctctgccc tgcccctggcc
64681 ctgattaacc gtgtcatctc tggcaattta cgtcctctc atgtcctccg tttcctcatc
64741 tgtaaaagga atggtttgga ttagaccagg gagtcccaaa ctaaccaca ccttagaatt
64801 acctgtggtg ctgcaggttc ctgggtacta tccaaccttc tcaagagtc tgatggggtc
64861 ggggatggga ctcaaggaatc tttttttcac aggttctttc aagtggtttt tatttacta
64921 tttatttttt gagtcagagt ctgtctctgt cgeccaggct ggagtgcagt ggtgcactac
64981 aaccttgacc tctggggttc aagcaattct cctgcctcag ctctctgggt aactgagatt
65041 accggcatgt gccaccacac ctggctaatt tttgtattt tagtagagac ggggtttccc
65101 catgctggcc aggetggtct caaactcctg acctcagatg atccacctgc cttggcctcc
65161 caaagtgetg ggattacagg catgagccac tgcgccagc ctactgggtt ttgataaagt
65221 gttaggttta ggggatccta gagactagat aatcttataa aaccttgca gcttttggga
65281 gcaaatattc tctgtaaatg aatgggtaca tctgtagggt ttgctgctga ggggttttat
65341 cagagagcag gtgatgggta gtttatttta tcattatcat tatcattatt attattttgc
65401 tgetggcatt attgttatag aaggatgtgg cacctgcccc tctgtgtgtt tctgccatga
65461 acaaggttct ggcctaagcg gggcctcgtc tacctcaggg tgggagtgga agctgggaga
65521 ggagggtagg gagggaaggg ctttccctgg tgggtggggc ctcttgcaa ggggacctg
65581 ctttccctct ctctgggtg gagtttggct ccacaggctt tggcaccaaa ctctggggtc
65641 gagagcgtct cccccacc atattctctc cccactttca catcttagcc actcagtcct
65701 ggggactgcc cccttctact ctctctttcc cgacttctc cccaggcccc tccaatcctg

65761 ccaacctcat tectgagcct ggctaactctg tttgccacc tctgcttctt tgctctgccc
65821 ttgcacatgc cattctccct acctggaatg tcacccctc ttctctcccc actctgattc
65881 acatctctgg gctctttcaa aaccagttt gaccgacact tgccagcttc atggaggccg
65941 tgttctgtcc cgatgtgctc cggctctccc tctttgcgac gcactcattt cgcttggaa
66001 taatagaatc agaaaactgc tttagactca gaaaaataaa tatagatjat ctaaagcagc
66061 cccctcattt gacagatgag aaaactgagg cccagggtag ttgcgacttg gccaatgca
66121 cacagtgaga ttttttaaat agttggcttt gcaagaggct ttcaagtatt ttatgtgttt
66181 gttttgtttc ctcaacgctc tgtgaccaat agaagggcag gtgctttgtt tttgtttttg
66241 tttttaatgt tcttatctcc acactcttgt tgtgttgtgt atccaggagc taaagtacgc
66301 aattgtaata tttgttatgc catcaggaaa ataattctaa aactcacagt ggtacaaatc
66361 ttttcatgta ttattcatct gatttcaggc cagccctgtg aggtaagtag ccaagatatt
66421 gctatttaca aagcaggaaa ctgagactta gaaaggtgtg acccaggaag ttaatggcag
66481 agctgggect aaaactcaag ttccctgact cccagcccag gctcctgatc cccacaatgt
66541 ctcttttcta gctctctctt gatgctctcg gctggggacc tggcatagtc aagggggtga
66601 ccgttgccgt cttttcattc atggtaacct ctttgtcttg ggcttgagga gactgtctgg
66661 ctctctgccc ctccccatcc tgtcccagtg ctttctcctt gtgtcccctg ccacatagtt
66721 ggcacataga cacatacatg tatattcaga actgcagggt tctagggcaa cagaccacag
66781 gggaaaccac atcacctttg ttgactctgt agggagatgg gggtaagggg aagggaccag
66841 cttagttctc tccacctgcc ccagteccca cagtcactta cctcccacac ctgagacct
66901 ggtacttata gccacactgt agcctctctt tgatctagcc atccaattct ggcccagaag
66961 gatttggcac ctcttctctc agatctctgac atcctagata ggggtctgcc tgctgtacc
67021 ccaaagtcac accccaacc ctactcagaa tacttatacg gttcccctga ttctgtggt
67081 gcagtgcac agagaaaggt gggaaacagg gatgagacca catggctggg gtcagaaact
67141 tggcatctgg aatgagatgt acagggacct caaggaagca ggctacactg gaacaggaga
67201 ccctggcaat gcgtcttca ttattttgac ctgctaggaa attgcacagg ctctgaatca
67261 gacatacttg ggattaagta acttactggc tctgtggcct tgggcagatc atttgtctt
67321 tctgagttt actttgctca tggaaacaat ggggataata atgagattta agtgaagggg
67381 ctttgaacag cgtgcgatat gtagaacatg ctcaataaat cetaaattat ctttcttcc
67441 ttctttttct tccactcctt ccttccctct ctctcttcc ctctcttcc ctccctctt
67501 cetttcttct ctctcttctt tttttctctt ttctcttcc ctttcttctt tecttctt
67561 ctcccttctt cettttttct ctttcttcc ttcttctt ctttcttcc ctttcttctt cgtacttctt
67621 atatctctta tgtctggtcc catgaaaccc tttatttggg gttggggacc taatctcct
67681 tactaatctg caagtcctca accctgagaa ttggcatttg attccagatc cagaaactga
67741 aatgcaagat ccaaactaac ccaatacaat gagtgtccac tgagatctca ctgaaactgag
67801 gccttgggga aggagcactt tctggtggc tttgtgcgaa gtgtgtgagg ataagtgcag
67861 gctggcggag gaattgtggc tatggccccc acatctagaa ggttgggaaac ggagggatc
67921 agaaagtctg gataatttct tggggcttta aatcctggca caaagtaggc acccaataat
67981 atttgttgaa tgaatgaat gccctgtcac ttactagtgt tgcaactttg atcaggtttc
68041 ttaaccataa aggccatgct ttactcatga gcataacaag gattattgtt aagaataaat
68101 gatctaagt ttgtccaggg gatagcaagg actgctacgc agtaaatggt aaacagtagc
68161 taactaagga aagaaggaga ggaaaaggag aagagaaggt caagtaggccc cagagtccca
68221 aaggaagca gattgggggt cctcaggct tttgtgctggc cggagactct aggggaaggct
68281 caggaagcca aggcacgtct tttggggcca gtctcttctg ctagggtgtc agctgagaaa
68341 gctatgagag gcctggactc aagagctttt taaaaaaagg ctccccacgg taaccaggct
68401 agaagagaga gaggtagctt gcatttctct gtctcatgtc tctaaggttc ttggaggctt
68461 tctaatttat cctggtaggg gacatgtgac ttagaaactg gcttaggact ctgccatgag
68521 gcggggctct gtaagtaaat ctggcagggg aaggagagac acagtccagc tttccagat
68581 gcaggttgca catgctgtct ttttctctga ctatatgttg gaggcagtga gtctgtgtg
68641 gtagaaagcc acatgttggg cactgtgtgg acagacaggg agggagatag cctcttaatt
68701 cagatcactc aaaactcagt gatgagtta aaaagagaaa gaagactcac aaataaatgt
68761 atgcacaatg cacatggtag aaatgagcat aaaagggcct gcttacta cagaaatagc
68821 tacagaaaag ctacggatat gtgtgtgttg ggggttggga tcaattgttg agctagacaa
68881 gggagatagc aggcattgct ctgggggtct gcagtaacca agcagttttt ctggagtctg
68941 tggacaccaa agaggcattt ggaaggagga tgatctggct tggaaattgag ggctggggat
69001 gacataccta aggtggaaca gcatgtgtct tggagagtca gcatgggtag ttatgggggt
69061 aaagaatgta ctgtaggtgt ccagctggag aagggttctt gaaagtcag aacatctgtc
69121 ccaattcaac aaataactca catcaagttt gaattctgtg caagacacta caagaaatgc

69181 acccatgacc aaggcagtag ctggactcag ggatatccac tcttgaatgc tcttgaagp
69241 aagagagttg agacaagtag actagggtggg cgaaggtcaa tgtataaaga ccacacagtt
69301 caggggaagaa ttcctcttgg ctatgggaat cgggaaagc ctcccggaga aagtggatg
69361 ccactttctt tttcttccag tccttctctt ctctctctt tcttccctc cctccctccc
69421 tcccactaga tagggagtgg gtcttgagga ttggaaagat ttcaacagaa ggagaaaggg
69481 gctgggagga catttctttt ggaggcagca tgatgagcga aggcaagggg gtgtggaagc
69541 gtgaggacag gatgggaagc agctagcagc ccagtctggc agaaataatg atagtaataa
69601 tagtgactaa cactactgag ccctaagtac caggaggcac tgggcagggg tgtgtatgga
69661 gtgtggtgcc aggttgtagg aggactttaa tggcaggaaa ggcttttggg agggtaagtt
69721 aacaagcgca gaggggttgg atctgcctgc cgaaggagaa ctgggacaag gaaaggggct
69781 gaagtaagaa gtcccacgct gaatatgccc gtagcaacag atagttagtc ccgagctgtg
69841 cctgagggaa gggaaatagaa tctatggttt gaagttcacc gccagcatgg ccaagccctc
69901 ctaggccact gtgggctctt gcttccaatc agacatgact ccacctctgg ggctgcctca
69961 attttctctt ctctggattc ttggggtttc ttaggattgc gggagataga atggggtcag
70021 gggaagctgc tcttgggttt acaatggtgg cgctcagcgc tgcagagagc ccagtgttcc
70081 tgcgtggtgg acctctcccc ttcctaggag cagctccaga ttgctggagg cagacacggc
70141 tgaccggcta gcccaggaag cacaatggcg aggtccctag cccctgacct ctgaaatctga
70201 ccttctctcc agctaaaagc ggaggggagag gcaggggagg ccactgccta aagccggccc
70261 tgagctgagt ttattagctg agggagggct ggaggcggct gcattccgac tcacagactg
70321 gaacatttct gtgatccgct gtaatgcact gggggacact gggcacattg ctgaaatttg
70381 actcataggg accgggaggg ggaagaggg ggggtgtgga gggagaggaa tgggaggaag
70441 agaggaagag gagaggaggg aaggaagtcc cttgagaaat ttctttaa aaagaaaact
70501 ttcaaaatct gcaccacccc cacacccttt tctttaaag aggaacaggg tggaccctc
70561 cgttccccctc agcaggcatg gtgtgtgtgt gggggtgcca gtgggggagg gctgggcagt
70621 gattcaaatc agatcctgga acttctctga ggcaagtcgt gcttatgtgt gtgtgtgtgt
70681 ggtgggggggt gtccgtctgg gattccttgt atgggacatg ggacaccacg cgtgtcccac
70741 tgtgcccgcg tgtggctgcg tgtgtgtgtg atgtacgggt atgtagtgtg tgcacggggg
70801 tccaccccga agccccagtg tgtgtgtgtg aaatgattct gcccttcta aacatggatg
70861 cgtgctcgtg tacgttgtgt atgcgagggt gcgtgcgccc aggtagctgg gttcccggg
70921 attgtgcacg gctcggagcg cctcggcgcg gctggggctc ggagccgcg cggcgttcc
70981 gggttcggcg ctgctcccc ggcagtgccg cgcgccccgc cgcgatctgg ccgcgcgcg
71041 tgtctgcgcg ccgctgtgct cctccccctc ccccttggcc cgctctcaga ctcagataaa
71101 gccgcgagcg cctgccccct cctccccctc cggccgggct gccagggccc tccccctcc
71161 gcatttctctt ccattgtcat cctaccggcg cggccgggct gccagggccc tccccctcc
71221 ggccccctcc cttctctctg ccgtctcaca gtcgctctgc agcctccggc gactgggggg
71281 atgtgaggcc ggcgccccag cccccggccc cgccatgagc ccccgcctct gagggcccc
71341 gccctgggat gcacagcccc ggcgctgggt agtactgggc ggcgcccccc cggccccccc
71401 tgcgcgcggc acccagcgct gcccgcccag tcccgcagc cccgcgggcc cagccccggc tgcgcccccc
71461 gctccggctc cggctcgggc tcccgcagc cccgcgggcc gctctggcag gctccgggtc ggagctgggt
71521 gaccgcgctt gtcccgcggt gctccgcggt gctcggcag gggcgcccac atccgcccgc cccggggcag
71581 ccgggggccc gagggctcgg gctcccgcg ggcgcccag gctcgggctc cggccccccc cccagctccc
71641 ctacagggcc aagggagggg gttggaggcc ccggcccgcg gtgtgcgggc cccagctccc
71701 atcacccctg ttcccgggga ggacgagccc agggaccggg gagggagggg cggcccggt
71761 ggcccggcga gggggcggtg ctcccgggcg gaaggtttgg aagcgcgagg gcaaagggca
71821 ggaccactg agttggggtt gggctttgtg gggctggaca tcagcgcgcc catcccgtg
71881 agccgggagc ggcctactc agatcctctg gcggggaaag aggtcccttg gagggtctc
71941 tggctgggag gtttctctga gcattgcccc ccatccttgc tcaccatca gggtaagag
72001 acacctgtgc cctggtgagc tgtggaggtc aatgccggca gcggcgcggg aagcggggcg
72061 cgcagggctg tgtgaggggt gggggacagg atgtgcacc cccaggcctg gggctgttg
72121 gtgttgggga gtgtgagagc agggcgcaaa tttggcggtt gggctgggtt cccagacca
72181 gagtttctag gcctgtgggc caggagagag cctctgggg ctgttgggtc tgacctccc agccacggct
72241 ccacccccat tgcttcccgc tgtggctgcc cgtttgggtc aaaggcctcc cctgtcatct
72301 gctctcact ccttctcccc gctggctgct ttgcccacc aaaggcctcc cctgtcatct
72361 ggacactggc tgtctcgtg ccaacgctcc ctgcccactc cctaggcaa catctgctg
72421 aggccagct ctgctgccc ctttctaggg tgagaatggg gcateggccc tcagcggccc
72481 tgcgtgggag tcaagatcaa cttctcagcc tgttccctgg acttgcctc ggacctgtg
72541 gacctcctc aggaccctca ttcagctata gggctggcag gagactgtga ctcaggctcc

72601 tgeectccaa tgagacgctt tggcggccct ttccccctcc caggactcca taggctgcta
 72661 ggctgccgct acccatgggt tattaagtca ttttcttctt ctctgcagtc atttctgagg
 72721 gaaactaagg cacagagtag tcccagtgag tggtagccag ccagtgaaac ctgactgga
 72781 accaggtcct ggacctattg ggactggctc tetgccttta gteccctgat gteccctctt
 72841 gcccagcagg gccaggctca gaggcaagct cagagctgcc tcctgatgtt gcacctgga
 72901 tggctctggg gcagtgttct ccagaggcct ctgtgtccct tattcggcgg gtgtctctgt
 72961 ggcaccggg tcttacagtg ggttttgggg cagggaggtt tgcatgtcta agctgttca
 73021 tccactttga cactgaagtt cagtttcccc atcagtaaaa tggggagaaa attccaagca
 73081 cacttctcag agcagagcag aagaggttga ctatggagag gagaatgaag gtactgtgct
 73141 attatccacc ccctccagtt tgcttaggga taatggacct cagcttagt ccttggggc
 73201 ctcttggcat ggaagctgga actttctcaa ttctgatata aaacccttga gcaagagaga
 73261 aactcatgtg tgatggggta gggagtgggg accctctggt agctgtgggc aagcatgcc
 73321 aaggacttgg aagacagaag cctgtggaac cccatctcct ctttgccttc tttctcctgg
 73381 cctttcatta agggctggta attttgaagt cggcaggggc ctgagagaag gtgagctaat
 73441 gcaaggccca gggtcacaca gccagggaat ggcaggcggg gggggccaga accaggcctt
 73501 ctactctgc cagtgcccat tctgtgtgcc caccctccac agcttggctc tccctggcct
 73561 gccctcagtt agacttcgga ctgaggcctc cagtgggggtg tggggattg ctggaagcag
 73621 ggctgaata aagtctgggg ctagcgggag ggcactctgt cccccggag ctcccaggac
 73681 tgtgcatttg tgtgtgttgg atttgttcc tagatggggc acttcccttg gggcaggaag
 73741 ctttgatttc ctgtgtgtat ggtgaggagg ggttggtaag gattaggagt gggggctca
 73801 gctctgggac atcctcgatg ttgttgtttg gaaccacgga ggggcagagt ttctgctaa
 73861 gactgcttct cccagctctg gggaggcagg aaggagagcc ttggtgagga ggcccaggcc
 73921 aaggctggag aaggaggctg tgagagcagt gagctggggg tgggcaacac agcaggaagc
 73981 ccggctcagca ggtgaccctg ccgggtattg tgttctctg taatatttc cccctgttct
 74041 tgtggtaacc ttccctggag gcccccaggcc ttagggctac aggaagggtc cccagacag
 74101 ccctttcctt agaggcctga gtattaggag gagtccccag atctagccac ctcccatacc
 74161 cttttggctc cctaggatca ggggcctggg aatctaggcg agtggcctga gtgagcatgg
 74221 actcgcgggc tgggggaagg ccctttggcg tcttctgggg ggaagggaga gggaaagagg
 74281 ggagctggac gcccggaagg gccctgagca acttgagtcg ctggcctagc ctcttgttct
 74341 ctcccaacc atccccactg ccctcctcca gtctcctcc tctacaagg gagaggtggg
 74401 tagcatgctg cctggggcaa ggggcagggg tgggggtggc agaggtggga gggatgttt
 74461 catcagcaga gcatagctcc tttggtcctg gaccagttcc cagaggcaaa ataaattcag
 74521 gacagcgtct gtttagtgtg ggtctgcag agactgtgtg gagcacacac tgggtgctg
 74581 gtgggtatct gtgtgtgtac ccctcccccc agaccctgtg tatgtgatg tgggtgtcc
 74641 ggcaatttg tgatctatgt ggtggttctg tgtgggtgt tttgggaata tgacacata
 74701 aaagacagat gtgcacatc tgtatggtgc acaccttttc aggttatggc cctgtgtggg
 74761 gtaaacatgt ccatatgtat ggacatgttt tttgggggta tatacttggg caggagtgcc
 74821 ttttaatag aagtcagat gctggcttgt aaaacaccat ctcatttggg attctcaaat
 74881 gcgggttctt ggaccatttg cttcagagtc acctggggaa tgtgttaaag ataaagatcc
 74941 tgggcccggg gcggtgactt acgcctgtaa tcccagcact ttgggaggcc gaggcaggtg
 75001 gatcacctga ggtcaggagt tcaagaccag cctggccaat gcggcgaac cctgtctcta
 75061 ctaaaaatac aaaaaattag ccaggtgtgg cgtgcgcgcc tgtaatcca gctactcggg
 75121 aggetgagge aggagaattg cttaaaccgg ggaggcagag gttgcggtga gccaagatca
 75181 cgccattgca ctccagcctg ggtgacagca agactctgta aaaaaaaaaa aaaaaaaaaa
 75241 tectggctgg acgcggtggc tttgggaggc tgaacaggc agatcacttg aaggcaggag
 75301 ttcgagacga gectggctaa cagggcaaaa cccatctct actaaaaata caaatttagc
 75361 caggcatggt ggcgcaggcc tgtagtccca gctatttggg aggctgagge agaagaattg
 75421 cttgagccca ggaggtggag gttgcagtga gccgagattg cgccacctca ctccagcctg
 75481 ggcaatagag tgagactgtc tcaaaattaa aacattcag atcatcaggc ccattccaga
 75541 ttgactagtc agaactctgag ggggtggggc tgggaatcca gattttaaca ggtgcttcag
 75601 gtgatcctgg ggcaaggctg tgtttgagga ccactgccct gggtaacct cttcattttt
 75661 tcttttgagg aatatagacc acagaaggta tgtagtttct ctaaggtgac agggccatta
 75721 agaggagaaa ccaagagaaa actcaaggct tctaagacct gtccaggact ttgtgtcac
 75781 ccatgtaccc cctgtgtgtg tgtgtgcatg tgtgtcata actacacttt gtgatgacgt
 75841 ggaccgatt gggctggtgc taattggggc tgatcttcc tctggggctc tggcttctt
 75901 gtttctgac cttgttcttc ttgtacatt ctgtgcctc ctttttggag aaatcctgga
 75961 actgttgagt gtcateccta aaggtaaatg ttggcaacca gggaaacctg ttgtgagcc

76021 agtcaactcag caattcatcc attcaactgga tectagctga gccttgcaat gttctaggca
 76081 ctgggtacag atatgcagtg aacacacagg cacaacatct gacctcaggg aacttccact
 76141 ctctgtggaga agacaaacag aacaagtagg caagtaaagg aatgagtatg tgtgactagt
 76201 tacacactgt gataagccct aagaaggaaa tgaactgggc atggcaataa agaataacaa
 76261 ggtgggactt cctttgatag ggtggccagg ggaggactgc ctaagaaggt gacattgatg
 76321 ccgtctccca cctccccagg ttggaagtga gccatcagag cctctggagc cgtgcttgtg
 76381 aactccctgg atgcaggtgg aggcctggg ctgaccaatg gctaaggytt ggagctgaat
 76441 tgccagcctc tcaactggca tggaaagtgg cagtctcctc cccttaagca gccccaaagg
 76501 ttggcagagg ggagagcaga agggggagct gcacaaggcc aagatcaaag ccactccctt
 76561 gcttggggag cacccttttt cttccatggg gctgagtcca gggccctgtg gccatactga
 76621 atgttgagaa ggaggcagca tctccccagg agctctcctg tttcaccttc ctcccacctc
 76681 ctccctttct ccgccatctc ccagttggg gaactactgt gccaaagtccc ttccctctgg
 76741 tetagcctgc tgcctctgtg gccactttac tttacttggc tcaggaatca ccaaagagag
 76801 ggggtcaagg cctagagggg acctgggccc tggaaagagag gacagaacca gaaaggaagg
 76861 ctgggggttg gaccagagag gacagggtc aaggaggat ggaggctggg acaggagagg
 76921 cacacgggaa aaacctgagc ccagatggcc ctttggctgg gctctccaga gtctctctg
 76981 ggcccttggg atctgtgccc caaactgggg gagactctga gaccagaggg ccagatgggg
 77041 ctgattcaag acacgggtc tacatcagct gggaggaaat gccctgtct ggtccacctg
 77101 cagctctacg cttcaccctc ctgaggaggt taactttcac atcagcaact tgggtgtcag
 77161 gttccggctc taggccagca ggcctcagcc cctctcactt ccaacctctt ctcccaggaa
 77221 ggtttttctg gggaccaga gcttcaggct gcaggaagggt gttgctggc ccttgcctta
 77281 gattattgag tgtcaaagga gccctgactc caggctccgt tttccccctg cacactgcca
 77341 aggetgectt ccacctggg cctctctgga ggctgctcag tgctcttccc gactcccagg
 77401 ccttcccgcc caagetccac agccccaca gcaggatggg gaggggactt ctctctgca
 77461 ggaaggecct gggctaagct caccatcccc acctgtctc gtcagcaact ccttttctt
 77521 ccatcttgcc tgcagggatt gtaaacctg gtggtcagaa gctttgggccc tatagggtca
 77581 gcctctcacc ctggggatcc gtaggggaac tccaatcccc ttcagttcag ctctctccct
 77641 gcaggacca ttccaaggag cctagctctg gctcctgagg tgaccaccagc ccagaagtcc
 77701 cattcccctc taccccaacc ccagaaatgg caggaggagc agggcagctt gggagtgaca
 77761 ggttcggaaa gagtctgggg tgggggaatt cggcgattgg gctgtaaccg tcttgtttg
 77821 cttgccccac aaacctgcac gtccgggacg tccgctgccc cctcccaggc gcgttcaggt
 77881 tatagaactg ctctcagaat gacaggctgg tggcaccggg ctggggcggg ggggtggggag
 77941 gtgaaggggg gagccccagg caagggggag ggaggcgggg cgggcggcgg acgatgtttg
 78001 ttcggttagc aaatgtggag gcggggagct ggaggcgggg cgggcggcgg aggatgtttg
 78061 cccgcagcgc agggctgtgc ttcccctggg tcccgggagt gactcacggc ggagacgctg
 78121 agggaggtgct ggcgcagcac cccaccccc cccggcgagg ggctgagcgc aggcctcgcc
 78181 cccagattc cagcgtgaa ggagggtgta ctctcccctc caggcagccg gggccgctt
 78241 gagagtgagc caggggcatc gtgtgataat agggaaagaaa tgtgccattc tgacgcaga
 78301 gatctgggtt tgaatcttag tcgaaagggt tgggatcttg agtaaggatg ctgatggctc
 78361 tgagactcga tttcctagtt tcaagtgggg cttttctctg tgccccactt agtcttaaa
 78421 gcaactctaca gatgttaatt atgccttag accctactgt atatatggca aagcctggca
 78481 ggagagcttc ctgtaaggac gcagagggag gaatgggatg gccttggtg agtctcggtt
 78541 tctcctgcaa gtgtgattat gggcacattt tgctctgtgc ctccacttct tcatctgtaa
 78601 tgtgaaaata attacagttt caactttatg gattgtctat gaagattaaa ggagataatg
 78661 taaataaagt tagctctgtg cctggatgta agtcagggct cactgaatat tcatcatcat
 78721 tattaatggt attgttcata ttttttgaag gtcagggata gggaaatgtg cagacacgaa
 78781 gaacagaaac tgggcctagc cccagttcac agaaaaaac aggccaaatc cctgttccag
 78841 attcctccac ccacgcgggc ctggaacagc cagagagctg tagccagaag tcataggggtg
 78901 gaccctgct tctcttgttc actccctctc ccagcctctc ccagtgaggc agggcgaggga
 78961 gggaccccag ggccttgaag ccagctggcc ctggagaggg gctgctgtgc cagcttgggg
 79021 agggctctggg atgggctgce cctgatggc cctgatgtgg agtaccttgc cagcatctgc
 79081 tgggtgaaac tttattttag ccctccctt gttgctctta tgaagaacag aggaggggtg
 79141 ggcaggtcag tgatgtcagc agtgagtatt atcattatc agccagaagg cattcattaa
 79201 ggcatttctt tcaggaaatg atcattatc agccagaagg cattcattaa gtaagtctg
 79261 actttgtgcc cagctctgtg ttataggccc ttggcgagac tcaggagggg cagaggacgc
 79321 taggtgtgag ataacacgga acctcagagg atatatggct caagaagacc cggggcggtg
 79381 gaaaaccctg tggactaatg ctccagggag cccgaggtca cactttgact ttgctaccat

79441 gggctgtgtc tatgtacgta tatatgctgc gtaattatta cagaggcagt ccatgtgcat
 79501 tgtggatact cagacaggac agaccagcaa aaactaaaa ataaaaaaca tcacagacgc
 79561 atcagtcaga gatcactgca catctttcca ttcccgtatg tgtctttatg tgttgaatt
 79621 tttatgaaaa tgagattact ctgcatatac tgtttttca gtcagtgatt tccaccttcc
 79681 attacagtaa attttcatct taacggaatt cccagttggc cagaaattgt ccttacagct
 79741 ggtttgtcca aatcagtacc caggaccatg ccatctgtct gttgagtgac ctgaaggcag
 79801 tgtaagcacc ctagctggat ttgtgatctg gaaaaacccc ttcaaccaag tctcaagggc
 79861 agcctggctg caaaaaggaa tcaggtcacg tggagaatct gccactaga cttctgctgt
 79921 cttccaaagt aataggcaaa aggaggggga ttctagggca ccactgggat gggacctcta
 79981 gggattttac tgtcattaat gttaatgtgg catcctgtg agtgtcagga ttcacagctt
 80041 gtggctattc acatccgaga tgcctcagtt cggtttgct ggttcttact gaggcagac
 80101 cagggctccc atttgtgctt ctgccttctt ctgccccaga tccagggatg ctgatagccg
 80161 tgeggctgtg ttccctagtcc ccagaaagt ccacctgccc aaggcctgcc cgtgagtgag agacagagat
 80221 tgtgggtgct tccagcgctt ccacctgccc aaggcctgcc cgtgagtgag agacagagat
 80281 agagatagag agagagagag agagagagag agagagagag agagagagac ctttctctcc
 80341 caagagaatt taccctcgag taccctctt gagggtgact tgctctggtt atgcaacccg
 80401 cttttttagt agggcttgac agtttccaga gagctcacgc agcgtttgat cctctgtggc
 80461 agccctggga ggtttgcttg tttagttata cctgctgga ggcagctaac aggaaacct
 80521 gtaaagtgtt taaatggtac actttaaaaa ggtaaaaatg acatttaaaa aggaagggaa
 80581 atagaagatg aaaaaggaat tgaggatggc aggggtggaa cacagcacac tttgtgggaa
 80641 caggctggca ttgggagcat accctagggc ctcactgtgt cttgcatccc cttgtcccct
 80701 tgggtgcttc acctcagcca ctactaggag gcaggctgag taagcagctc acgccagtgt
 80761 accgatgcta agcttaggtt ctggagtccc agcagctcca catacctct gtgtgacctc
 80821 agcaagtttc tgaacctctc ttagccttag tttcctcatt tgcaaaatga gaataataac
 80881 agtatatagg cggggcgagc tggttcacgc ctgtaatecc agcactttgg gaggccaggg
 80941 tgggtggatt cagtgagttc aggagtttga gaccagcctg gccaacatag tgaacaccg
 81001 tctctaccaa aatacaaaaa ttagctgggc atgggtggct gcacctgtaa tcccagctac
 81061 ttgggaggct gaggcaggag aatcacttga atccgggagg cagaggttgc agtcagctga
 81121 gattgtgcca ctgcactcca gtctgggtga cagagtgaaa ttctgtctca aaaacaaaa
 81181 aaaaacaaaca aacaaaaaaa cagtatctgc ctacagagt tgtgaggact acttgaata
 81241 gtacaattaa aatgtttagt gggggcctgg tgtggtggct caggcctgta atcccagtac
 81301 tttgggaggc agaggtgggc ggtacacttg aggctgggag ttcgagacca gactaatcaa
 81361 cagggtgaaa cccgtctct actaaatata caaaaattag ccaggcatgt tggcgcacgc
 81421 ctgtaatecc agctacttag gagctgagg gaggctgagg actccagcct ggggtacaga gtgggactcc
 81481 ggttgaagtg agccaagatc gtgccactgt actccagcct ggggtacaga gtgggactcc
 81541 atctcaaaat aaataaataa ataaaaatcg cttagtggga ggtgttgc cteccccgc
 81601 caaaaatgcc taggataata gccagcacac agtaagcatt aacacatgat tgttgatcat
 81661 tattaatatt attaattaat taaaataata taactattgt tgatattgta acttaaacat
 81721 ttcctggca gtcttgggaa tgggctgctg ggccttggg gtggcacagg tgagaagagt
 81781 gaggaaggca catctcgctc ggctcgcagc tgggagaggc agaaccagtg ggcaaagcag
 81841 gagtagggta cacagagggg cagggtctgc atgaggaggg cccaggagct ggggtgacaa
 81901 ggagagcaag ggaatgagtg tgacacctca gaggggagaa ggagccgcc ctgagggcag
 81961 cctggggcgg tgaactgtct tctgttggg gcaaactg gcccttgaga aagactggct
 82021 cacactggct gctaaaggag caactggtct aagtggggca ccagaggggt aaaggcgaag
 82081 gggagagatg aaggcagaaa ctggccgact tatccccatg ttacagatag ggcctcaaat
 82141 cttgcctgct caggatgttt tgcttatgat aggaaagatg gtagttagac atcatggtga
 82201 acttctatc tcagggactg gagatactgg agcagaggag tgaggatgaa tgtggaactt
 82261 atgtctttga gggctttttg gaactgagaa atcttagggt agtgtggact aggggagccc
 82321 actggctcag gaattcccta agtgggcaga gcagtgcagg ggcaggccag gctataagct
 82381 gaaggccatg ggtaatagga agtagatgca ggccctccag gcctgccacc gcaggaagta
 82441 gctatgcct ccccttcaca atggacttgc aggggaaggct gagggtggc cagagaggtc
 82501 ccgggagtgt gacagggctg ggaggacccc tgtttttctc tgtcagagga cagcaagggt
 82561 ctccagagag tgccagaccc agaaaccgac agccatacgc aactcagaat ggcccagctc
 82621 cccggcctca ggttctgcca ggtcttcatc cttgaggaga ggccacaggg tggagctggg
 82681 gatctggggt gggggacaaa gaaccaggg ggtgctttc ccacccccag ggagctcaag
 82741 ccgctgctgc catggttaca tctgcttctt gtttgattca tctcaaacag cagaagtgga
 82801 ggtgggggtg gggggcgaca ctggctccca gctcaggcca ctgctgctg gggctgttta

82861 caacagccgc atgtgggatt cccagaaaga gactccaaac cggacatcct ggggctgcaa
82921 aataccaggc tgtcaagagc taaaaatagc tgcctcaggc ccccagctgc cctgaggtgg
82981 cggagaaaga ggcatgctca ctggtgccac ccttacatcc agcctcctgt ttgggtgca
83041 ggagcttctc tgtcctcttg cctcggactg atggaggcct tcgtctgggt aggcagacat
83101 cccggctggc tcacctggca gctgagcctc tgccctgatg ggcagctggc tcctctgcct
83161 atacagagaa atggtgcagc ttgctttggg acgctaataa gagagtccta gagggacttg
83221 ggagcttcta gagaagggat atggcagggc actgagagca ggggagttgg agctgagggg
83281 cctctaagac cccaacccat tgccagcccc ctgtttcag cacacagtcc caaatcattg
83341 cttggtttct acaaagtcaa cagtgtctcc aaatgattct ttgagattgt cttcatgggg
83401 acccaaagat gacatagctt ctgcccctc acctgcgag ggctggggat tgctgctggc
83461 acgggtctct gtggggctgt gtgatttttt ttttccatct ttctgcatgc ccatctaggt
83521 cctgcatgtg tcctttgctg gctggcctgt ggcgaatggg aatgctgggg aggggggtg
83581 gagtgtattg gttgagagcg tggattctga agcccaattg cctgggctca agtcccagct
83641 caacctctgc cacttgtctg tgacctcaga caagtatct aatactgctg ggctcagcg
83701 tactcattta tctaattggg ataaaacagt aaatacctca taggtttgtc atgtggacta
83761 gataagttag caaatgtagg gtacttagaa caactcctgg cacataataa ggtgtctcgt
83821 taaaaaagtt caggtggaag agaaagggaa gagagcatag ttgggagagg cttgggataa
83881 gagatagggc agggggctgg gcacgggtgg tcacgcctgt agcctggcca acatggcaaa
83941 ccgaggcagg caaatcacct gaggacaggg gttcagagacc gtggcttatg cctgtagtcc
84001 acaccgtctc tactaaaaat acaaaaatta gctgggcttg gtggcttatg cctgtagtcc
84061 cagctacttg ggaggetgag ggaggagaat cacttgaatc caggaggcag agtttgcagt
84121 tagctgagat tgtgccactg cactccagcc tgggtgacag agcgagactc catctcaaaa
84181 aaaaaaaaaga gagagagaga gagatggggc aggggcatgc attcaggaga aaatggtctg
84241 tggtagagga gggaggagag ttgggagcag acactgaaac gctaatgcca ggaaggaggc
84301 tgcagacaag tacaggaggc aaactaatac tcgctaccac aagggagcac ccaccatgtg
84361 ctgggtgcat cacagacagc attgctaata cagggtgacc tctttgaagt aggtattctt
84421 tttgtttgtt tttgtttttg tttttgagac ggagtcttgc tctgtgccc aggctggagt
84481 gcagtgggtgc aatctcagct cactgcagcc tccgcctcct gggttcaagc gattcttgtg
84541 cctcagcctc ccaagtagct ggactacatg ctccccgcca ccatgectga ctaatttttg
84601 tatttttgtt agagatggga tttcaccatg tcggccaagc tgggtctgaa ctctgacct
84661 caagtaatct gcccgcttg gccaggcag aacttcccc aagtctctggg attataggcg
84721 tgagccacct cgcccagcct gaagttaggta ttcttatctc ctgtattacag gtggggcagc
84781 ttaagcagg taaattgtgt tcttggttg gcaaagccaa tgtcctgtgt gctttagacc tccaattccc
84841 aaaccaggc ccatctgacc gcaaagccaa tgtcctgtgt ggcaggggct tccagccac tctcagctcc
84901 tcacagtttg tggcctgcca gacttcatgt ggcaggggct tccagccac tctcagctcc
84961 ctgctgggtt ctggataaat ctgagcaaga agcattcagtg gccaatcaat gaggcagata
85021 gagaatttct ggaagggaga cacaagaagc tgtagaaaag ggcggcttcc agggagttc
85081 tagggagtct gggatgaatg agaaaactta cctaacaact tttgggctct ctgaattttt
85141 tttagatct gcaagtattg tacttgttca aatatgttta aggctgcagg ctgtattcta
85201 aactccttga aagtgagaac caggtttccac tcataatttc atcttttcaa ccctagatc
85261 agtgacttcc cagggaaagta gtacctgcat ttggggttga cctttgggtt tcccctgtac
85321 tggctctggc tggcctggct ggaccactgg ctggctgggt ggctgtgacc tagccccttc
85381 tttctcttgg cctctctgtc aaatgagagt gttggtctga acgatctcta aagcctggaa
85441 gaggagcaga tctctctgtc tcagcccca ctctgtgtca gggaggcctg gcaaccacag
85501 tgttctttct cctgtttatt tgttcttggg tcttctgaa gccatttcc caccagcctt
85561 catcttctct gccagcccca tgggactca agctttttcc agcctatgtc aggggaaggag
85621 aaccagagac agcaacctcg ggtgtgaag gagtcagctc tgaaccagg actatggcct
85681 tctgccactg cctgctttcc tcttctgct ggggcctagg tcttcttggc gctgcttct
85741 tttccgctaa tcaagagtc agggaggtgg gaacagcctc acaaaagact ttgaagatga
85801 ggggggagga tcgcttgagc ccaggagccc agcctgggca acaggggag acttctctc
85861 taaaaaaaaa aaaacaacaa acaaaaacaa aaaaaattta gccaggcctc gttgtgcata
85921 ctgtagtccc agctactctg gaggctgagg caggagaatt gctgagccc agggagtcaa
85981 cgctgcagtg agccatgttc acatcactgc actccagcct gggcatcaga acaagaccgt
86041 acctcaaaaa aaaaaaaaaa ttaagaaaag aactggagg catcgggagg gggcggttct
86101 aggtggcagt gctcctgggg aagccttttg tcccactgaa gacatgaagc tctggggaga
86161 gcagggtggtc ggcaaggctc aggttttcat ccaccttttg cagatctagg aggcaaaagt
86221 atacctgctg gggagggagg accaagactg gggcctgagg caataaggta ggagcagtag

86281 ggaggtcagt ttgttccagg tgcttagaat tgtgtttgtg tttactctgg aggttgcgta
 86341 gggctggggg gcacctattg gaacaggggc tccataggtt tctgggtaaa atcaggtggt
 86401 ctgggtttaag aaggtgactt ggtagcccca catgccccag tgccaagtaa actgttctta
 86461 agtctgactg cagttgcctc caaagaagat agaaaagggg agtagccagg attccaaaaa
 86521 gaagagctct ccaacctggc aaagagccct gtgctagaca gtattcctgg taccttgggt
 86581 ccatttactt ctcttttttt ttttttttcc aggetgacct caaatagta gtaacagccc
 86641 tgggagagag gcagtgatgg gaaaagaggt cccacactca agccagaact gggaggcagg
 86701 atgttcatgc tctggcttca gttcagctac tgacgggggt ccagtagata cctttcctct
 86761 ctctaggaca caaagagagc tgttcctggg tcttaatctc tgctgctctg cgctctctctg
 86821 aacttgatgg cctcagcac ggggccaggg agcgggggaa aagcagaact tttccagga
 86881 attgctattg gaagcagccc cgttgccaac acgcatgcac acatgcacac agctttctg
 86941 gacagacctt atattatgga ttatcaccac aaaacatccc tttggggcct ggtagcccac
 87001 accacagaat tcagggctcat taattttctt cctatccaga gagtgcctgg tgtccggaat
 87061 ctgtgggttac caggggagca aggcacagag aacctggctc tgctcccaag catgaatgct
 87121 gctgaccagc ccctgggtag ggactgggga ggtgggacag aattcccagg aggcagggga
 87181 ctccagcctga cacagtctct gggagtgcac cctggagccc agtccagaaa cctctggggag
 87241 gaccaggtcc tgcagaagaa agaagaggtg ctaagaaggc ctgggatagg gggttaccat
 87301 gtctggtggg ggggagtttg cctctgaggg ccaccacctt gagaaatag catgctgtg
 87361 ctccagcagg ttgtcaggag agagtcattg tttggctcag atgggcatgg ctccacagg gcaccacaga
 87421 gccacgtgcc ctgocaggtg ttgggtcag caaggtggta gacacagagc gagtgtctgt gaaaaggaag
 87481 gatcatgatg aatgaagtgt caaggtggta agatggactt gggctggacc tcagaggatg
 87541 aggggagagg tcagggagag cctcccaagg agatggactt cttgttacc caaagcatgg
 87601 ggcagaatth aaataggtag agcagcattt tgggaccgaa cttgttacc caaagcatgg
 87661 gctggtttga ggggcagctg gtgggagctt cctgtgccc aggtgcccc ctccccagc
 87721 agcgcctgcc tgcaggaagt tctcatttct cggctctgaa gaggaactgt ggtgctct
 87781 gagacacaga cccaaaggag caccocggca gtttctcaa aaatatect tctgccccaa
 87841 gtctggccag cagagcgctt ctgtgtccac ccagtacccc gtccaggcag cctctgggtc
 87901 tcttgccctc ctgtccctt gacctgaac tggacagcaa gagggaagg tgtctgtcct
 87961 ggacaggtgg cctcaggact catctctgtc ttctccaacc ccagctggcc tccatgtccc
 88021 ctgggggctt tctgctgctg accagcttgg gcctactat aggttttctt gctgggctta
 88081 ggagcctgag agaggtagcc atttccaaaa gaaaagattt ctatctcaga ttatctggga
 88141 aagaggtgta gtaggctcct tctctgagga aacaggcagc aggcacatag atggggcagt
 88201 gggaggaaaa gggctctgac tatggggtcc ttgggctgtg cactcctgac cttatcactt
 88261 cacagttccc accagatctg acttgacctc cgggccatga cccagtcctt cccccactt
 88321 ggaaacctct gtgtccctc ctgtccttt cactcccacc tgggaggctc tgagcaggcc
 88381 aggttccctc tctccaggcc tgtcctccc ttctcctcc tgtcccccca gccatcccc
 88441 cagccaggct ctcccacctc tggccccacc tcacctcttg geettcttct tccctcggg
 88501 cgatgggagc ctggtttggc tgcccaggga agattgtatc tgaccacagg agggagggt
 88561 gagggcactg ctgggtgagc tgaggcctcc ttaggttctt gctgtagtct gaggccaagt
 88621 catttagaat gagtgacttg aggaagaggg agctgggagc ccttttcacc agcaggggga
 88681 ctggaggagt cgaatggggt ggggtcttct cgttttgatt agcttctggt ggaggtcca
 88741 ggccttggcg tgcacaagct tggagtggca gggagcaggc ctggctgac cttcttctt
 88801 tctgctccc tctctcacc cctcctgca gctcttcaac tccgtctctc tctctacaga
 88861 tgggaccagc gtgagcccgg gtgcccacta ctgcagcccc actggcgag gtaagagtca
 88921 aaccgggggg agtccatggt agggagtggg agatgagggg tggaaaggct gtaagaacgc
 88981 gagaagctga ggggttagag aagcagggtc gctggctgat ctgccagaga gccaggaggt
 89041 ggcggtcca gggagggcg agggagcggg gtaagagagg cagctctgga tgcctgctg
 89101 gcacagtgtt aggaaacaca acaggaag gaaacacagg atgcccgtct tgtcctgct
 89161 gggagcagtg aaacaggaag gaaagtaaga agctaataat tatactgaga cccctacccc
 89221 atgtcaggca ccaggcaagg tgtgttcttg tgtgtggact cggctctcac accggtctg
 89281 caaggtgggc atggcagccc ttgcaggact gctctgctgg aggggaagtg ttctctcact
 89341 gtctgcgctt cctccctctg ctggcccag cctcctctgc tgctaggctg cctggggaa
 89401 ggactggact tctgctgctt gctttggttt aggcacatgcc catggggcca ggtctggact
 89461 agacgcggtc tgcccttctt ttagtgtagc cagtatcaac caagggccta ctgagtgcaa
 89521 gatatacagc ctgatgccta ataattccat atagcaggga gaaatggaac ccaggatcc
 89581 tcttgccttc agtccctggc gttgaaaagc taacaggcag gttagggagg aagcacacac
 89641 aaatacaag cgaaaaaaa tagaatgcaa taatgtgacc agtgcccaat gagaggacac

89701 tgattcatga gtttatccat ttgttcaaga atcattaatg agttctgtct ctgtgccagg
89761 gtactttcct ggacatttta ggagagacac tgatttattc attgattrta tgtttgtgga
89821 gtgctgtca tgtgctaggt actattccag gtgctaggaa taataaaca agcatgaaac
89881 caactccctg ccctatggag cttactcag acatggtacc tgcccacaga gcaactatcc
89941 tgggttgaa cagccatgtg attggagtcc aaaagagggg gggatgctag ggcgtggctg
90001 ggtccaggga tgagggagga ctccagctga gctttgagca aagagtagga tttggaaaag
90061 tagaatgtag ggatgaggac agcacaggca gggggacatt gtgagcaaaa ggtcagagaa
90121 cagaagagat gtggatttgt gacaggtgga agctgatggc caaggtggag ggttcatggt
90181 caaatgcaga ccaagtgtg agaagccaag ttaggaccag attgtggagc ctcaaaatg
90241 ctaaagcacc tcgaaaagta tttccagggc tccaggcaga gcccctctg tattccctc
90301 tgctgtggag gcagtggcca tgacagagtgt gaggggaaagg gcccctgctg ggggtctgct
90361 cacagtccgt atgtggctga agccactgtt accccgggaa gccaggacac agaactgga
90421 ccaagccctt cttgcataat caggggagtc ttttgggtatt cgaaaccag actcaaccg
90481 aggactgaaa cctttcctgg ggcaggagtgt ttttgggtatt cgaaaccag actcaaccg
90541 aatgagaatc cggatttctt gggaggcaat gtgaacaagg ggtggggcat caaagccata
90601 cattttctac tgccggggc atctgggtgc acagccatca ctgtccctcc aggcctcttg
90661 atattcgggg gacatggcgg gcacctcctt gctgggctcc tgtcttgtgt ccatgtcaca
90721 gtcagggaat gtttagagtga atgcccttta atgacagcct actgcaaac cctctttgct
90781 tagtgagaaa gcccttgtag gggagggtgaa ttcctgaaag ttgggtgggaa actggagtac
90841 ctgccttggg aggaccagaa cccatgctag ctctgcccct agcagggtga ctttggacag
90901 ggcccttcac ctccgagcct cggtttccct atttaggata acaagatagt aatgactacc
90961 ccccggggccc agtggttga tgtagctgct catgcacaag tgctgtagat gtaaagattg
91021 tggttaggag tggccagctt gggcctggag gctatgatt ctgactctg gactggctact
91081 ttgccacagg cctttccagc cctcctcagc cccaatccct gaggacagtc tgtggctgcc
91141 cactggggag atgcccagcg ttggaattgc tgaaggaggc ctctccagga aggccttctc
91201 acttgtgtgc cctccatgg ggcgggctg ctctacccc acccacttcc ccttctccag
91261 gataagcccc ctgcaacagc tccgtctccc agtgtctcag cctctctggc tgctcagccc
91321 agcctgggtcc agctggetat gctggcatgg accctagtct ggtggccagt tataaatagc
91381 ccctgcacccc acagccttgg caggggtgctc ctagtgtggg tgccagaggac acttgagaag
91441 aggagccgt gectgccatc ctgaccatgc caggcccaga gctgccatgg aggcaccag
91501 gagcaggccc aaggacacat gggccctatg agctgaggaa cctgcccctg gcacagggtt
91561 ctgcaggccc aacgtggccc gtcagggtgct gctgtaggct tgaggcatca ctttatctca
91621 tgactgggga tagagcatgg gagggtggcg cctgtgaggc cctttgagcc caactcatta
91681 aggcagaaca aagtgggccc gttgctctgc ctgattgctt aagggaggga gaagggcaggg
91741 gagggcagct gggcaaatcc tctgattcca gggagggatg aagggaggga cctcagcccc
91801 ccaagaatgt cctaccatag gatctgcagc ccatcggaga tcaactgtagc agactccgtt
91861 cggcccaggg agggagcatgt ttagtgaggg agcactgtgg tggagtcgga agactccgtt
91921 caaacaccac cagtataca gtgttactgt gcacagtca tgtgactttt ttctcacgag
91981 taaaatggaa ttgataatac ctacctgca ggaccacgac aggattaagt gaggaaaaac
92041 ccccatgaga gtgttttgcc attgtcaagt gagectgagg gaggctgagg ggggatcagg
92101 ctgtatcatg cccccgagga caaacttccc agtttaccct gctcccctc tctgtcccta
92161 ggctgcccga ggccctgtgc agacacacca ggccctcagc cgcagcccat ggacctgagg
92221 gtgggcccagc gggccccagt ggagccccca ccagagccca cattgctggc cctgcagcgt
92281 cccagcggcc tgcaccacca cctcttccca gcaggcctgc agcagcagcg ctcggtggag
92341 cccatgaggg taaagatgga gctcccctgca tgtggggcca ccttgagctt ggtccccagc
92401 cccccgcct tcagcatccc tagacaccag tctcagctct caactcctg tcccttctg
92461 ggctgcccggc cctgcccaca gctctccatg gacacgccga tgcccagtt gcaggtggga
92521 cccaggaac aagagctgcg gcagcttctc cacaaggaca agagcaagcg aagtaaggag
92581 gtggcccacc cagcccagcc cagccccacc agccagggtgc ctgcccctgc ctgtgtggt
92641 tgtgaggggt gaggtgggag ggcgcagcc agctgggccc gagcccaggc tttccctctg
92701 cttgcccggg ctctgcccgt gaatgtgtgg gggatgtggg ggtggggggg ggtgtctgga
92761 ggctctaggg aggggtaggg cctcgggctt ggctcttggc tagggagtcc ctgggagcc
92821 tctactgag gatggggaca gggcagtgcc caggtagtgc cagcagggcc cctgtccacc
92881 cacctccagc cccctcctga ctctgcccct acaggtgctg tagccagcag cgtggctcaag
92941 cagaagctag cggaggtgat tctgaaaaaa cagcagggcg cctagaaaag aacagtccat
93001 cccaacagcc ccggcattec ctacaggtaa caccctctc acctgcccct ctgtccccac
93061 atgcaccctc cccccccgc cccgtgttag ccatgagcac acacacttgc ctcttctc

93121 cccagttgcc acaaccagtc cttacccttc ctctaaacat aatgccccg agccccctc
 93181 tcaactgata cctgcccccc tctctttaa ttctccccac cccacctgag cccttctcac
 93241 acacacacac acacacacac acacacacac acacacaccc tactggcttt tttcttgac
 93301 atgagcccc tctctcttta tattttccct gagcgcaaaa atgtcctggt tcccagagca
 93361 ggttcctagt gcaggtgaca gagccccag tgggctcttc acccagcgc caagcacctg
 93421 gcttctatgc ctaggtcaga gctctgcaat atagctgctg gagcggacag gggccact
 93481 gctgccccct ggagatggtc cccattccta ccagccccac attgccccg cctgccccg
 93541 gcagcctccc cctcaggtcc cagggcccgt gctcagggca gtgccccg agtgtcccc
 93601 cacctctgaa gcagccttgg cactcgttct gtagaacctt ggagccccg gagacggaag
 93661 gagccaccgg ctccatgctc agcagctttt tgccctctgt tcccagcctg cccagtgcac
 93721 ccccagagca ctccctctg gcgaagacag gtgagctgaa caaacaggcg gaccttcag
 93781 gcaaaggaag ggggaaggcc ctccggacat ggggaggagt gtgcaggggt gggcgggctg
 93841 ggctgggcca ggagatcctc ggtaggctag ggttaaaggg tggaaaaaag aagggtggtg
 93901 cttgaccgat agagatgact gggactgagg ggttaaaggg tggaaaaaag aagggtggtg
 93961 ggggcctgag tgacgctggt gctccctgca gtctctgagc ccaacctgaa gctgacctat
 94021 aagcccaaga agtccctgga gcggaggaag aatccactgc tccgaaagga gagtgcgccc
 94081 cccagcctcc gggcggcgcc cgcagagacc ctccggagggt agggcccgtg gagccagtgc
 94141 ggttgccatc ctcaaacctg gctgggtctg tccctttggg tcaggccccca cctagacagg
 94201 ggtccccctc ttaggactgc catgctggtt tgctctgta gctaaaggta catctcccag
 94261 gcgggggagt tggggctgaa acccagctcc tgctctgta gctaaaggta catctcccag
 94321 aaaagggggc accctcaaaa aaattatgca aagggtgctg agggcaaaag tggcctgtct
 94381 tcttctctgt ctgatgggaa gaaagcagga ggccgggccc ggtggttcac gcctataatc
 94441 tcagcacttt gggaggctga ggcaggtcaa tcacctgagg ttaggagttt gagaccagcc
 94501 tggacaatat ggtgaaaccc tgtctctact aaaaatacaa aaattagcca ggcacgggtg
 94561 tgcatgcctg tagtcccagc tacttgggag gctgagccag gagaategct tgaaccagg
 94621 aggtggagggt tgcagtgagc cgggatcgtg aaaaaaagaa agcaggaagc aaagggtgctc
 94681 agactctgtc tcaaaaaaaaa cgggtctcct gcaccaggcg gcctggctgt accctcctgc
 94741 ggggtgctcc cgggtctcct ctcccccaacc ctccagactcc tcccccaagta gtagcagcac
 94801 ctctgactgc acttccccct ctcccccaacc ctccagactcc tcccccaagta gtagcagcac
 94861 gcccgcatac ggggtcagct ccccccaatga cagcgagcac ggcccccaatc ccatcctggg
 94921 ctccggaggta aggccttgcc gagactgggc tctcctgggg cagtcttgag gctcagcctt
 94981 ctccagcagc gcggccctac ctgggctggg gctgaggggt ctgggcagcc cctgccagag
 95041 cctcctgggt gttctgggga aggtgcgccc ctcttgggccc agcggctgcg gctgagggag
 95101 cctgctcctc atggcagggc ctcttgggccc agcggctgcg gctgagggag acttctgtgg
 95161 cccggttcgc cttgcccaca gtgtccttgc tgcccgaat cactctgggg ctgcccggcc
 95221 ctgcccagggt gagtggctgg ggtgcccacc cccactccaa gccccccag ctctcttcac
 95281 tcccttttct tgctgcctca cccatcctc ttcattgttc tetgtggaa tcttctccc
 95341 cgtgacttct cccgctctc cccagggctg acagtgaccg caggaccatc cggactctgg
 95401 gccctcgggg gccaatcctg gggagcccc acactcccct cttcctgccc catggcttgg
 95461 agcccagggc tgggggcacc tgcccctctc gcctgcagcc cattctctc ctggaccct
 95521 caggctctca tgcccctctc ctgactgggt agtctgctgc ttcttcaggg aaggggctgg
 95581 gtccctgcac cctgctaaga gccaaagctg ggatggacc atcctctctc cccatctctg
 95641 tccccctgtc ctgcccattg cctgctgca ccctggcccc ccacctata cctcctctc
 95701 ctccatttgc tccctgtggt tccctctta tccaccccc cgattctttc cagtgcggg
 95761 gcttggggcc ttgcccctc actttgccc gtcctaatg accaccgagc ggcctctctg
 95821 gtcaggcctc cactggccc tgagccggac tegctcagag cccctgcccc ccagtgccac
 95881 cgtcccccca ccgcccggcc ccatgcagcc ccgctggag cagctcaaaa ctcacgtcca
 95941 ggtgatcaag gtgagaggaa ttgggcagtg gaggtattga gggagtgtt aactggggac
 96001 ttaggggcca aaagaagagg ggtacttaga aagggcaggg aactggaggg caaaagaggg
 96061 ggatgtggct tcttggggcc cagagctgca tggcagctgg agtcttagca agatgactgg
 96121 ctgectggcc cagcccacca cctcccacc catgcccctc gctccaccat ggcttctcag
 96181 ccaggttctc cctcccag aggtcagcca agcccagtg gaagccccg ctgcccagca
 96241 taccctcggc tgaagacctg gagacagatg gcgggggacc gggccagggt gttgacgatg
 96301 gcctggagca cagggagctg ggccatgggc agcctgaggc cagaggcccc gctcctctc
 96361 agcagcacc tcaggtatgg cagtcccac ctgcccctca gaaagtgtc tcagaagact
 96421 ctggggcctg gcataagatg ggggaaggag ggagatacga catcagtgca acaggcagct
 96481 ctaggaccca tgggtgccct ataagatcct ggggtgctgga tccacactaa ggtgtaggca

96541 cacacacaca tgcacactca cacacccata cacacacata cacacaacag cttgccagtc
 96601 tcaggtgaag catgtccctt tccaggaag gagtctgtcc tttcctggag ccacacatag
 96661 tcctgccctg gtatgtctcc cctctatcca gaaaggtggc tagggccaga ggtgggatgg
 96721 agccaggctc cagcgtgtcc agcagaatgc tctcactgtg ggaatcaaga cccagtgcac
 96781 tagcttgccg gagctgttgg gatacaggtc gggcgcctta aacagcaggc atttaccatc
 96841 tcacagttct ggaggctgga agtcaaaatc gaggtgttgg tggagtggg tcctctggg
 96901 ggctgtgagt gtgagggcag gggctgttcc cggctctctc ccttggcttg tggatggta
 96961 tcttcttctt gtggcttcat gtggtttccc tctgtgaatg cctgttcaga tttctcttc
 97021 ctataaggac aatagtcata ctgggttaag gccaccctca acgacctcat ttaatttga
 97081 ttacttctgt ttgtaaagac cctatctctg aataaggta tgtttagagg tactgggggt
 97141 tgggacttca acatataaat ttgaggggtg ggaacataat ttactccata acacatgatg
 97201 acaggccaca cacatgttct tgaacagtta catagtccag gacaggagga catcctggtc
 97261 agcacaagat ccagcgcctc tcccctgggt cctggctttg gagccccaag ggcccgggga
 97321 gctgtggaa tgggtgggca gtctgggggt caaacctgtc agggggctgc aggggacagg
 97381 gggcttagag agtcaaaggc cagagcccca ctggacagca ggtctaggtt tatcctggaa
 97441 tctctctagg aaagggcct gcttggcagt tcccaagacc tcaggcagaa gttaggggag
 97501 caggacctg aaactgga gaccaaggcc ccatctttcc cctaggtgtt gctctgggaa
 97561 cagcagcagc tggctgggag gctccccggc ggcagcaccg gggacactgt gctgcttct
 97621 ctggcccagg gtgggcaccg gcctctgtcc cgggctcagt ctccccagc cgcacctgcc
 97681 tcaactgtcag cccagagccc tgccagccag gcccgagtcc tctccagctc agagacctc
 97741 gccaggaccc tgcccttccac cacaggtgag accgggagga ggttggcggg tggagggagg
 97801 ggctcggctg cagcagtcga tgtgggtgtc ttggtgtcac ttgggacatt ttagagggc
 97861 acagagtgtc tagccttgtt agggccactg agtaccatg gagcacatg aacagctggg
 97921 tattgcattt ggccgatgag gaccaaggct cacgaaatc aaggtgacaa gcttgggtc
 97981 aaatagcaag tggtagtcaa gccaggataa gaattccagt ctctgcca tgcactcagc
 98041 ccttttaaaa aatgatattt attactgttg ctctgcttgt aaaaagagct cagaagtatt
 98101 ttagacattt tgaaggtac agaaaaacct aagaagaaaa gaaaaatcac caaccagtat
 98161 cccaccaccc agaagtaaac cctctgaaat tctgctgtat ttcagtccag gctttgttt
 98221 ggccatatgt acatgtacag atgccatgaa cacatgaaact acgttttga tctgcttta
 98281 cttagttaac atattatgaa tcttcttgg cataattag ctttaaaact gagagtctca
 98341 tagtatttca ttaatgtatt tcatttttac tgagggatcc cttatcagtt agacatttag
 98401 attatagctt atttgaattt ccttatgcat aaatctttcc tcatgcttgg gattatttcc
 98461 caaggttcac tctaaagaag tagcattcct gggtcacatg gtgtgagcat tttgagagtc
 98521 gttgggtgcc tagacgcaca gaaattgacc ctcccaccg caatgagcag gacctctc
 98581 tgaagacttc ccacgggtca gactgaaata gtcacttctc caaagctgga tttgtctatc
 98641 acatgggtcca gtgtcatcgt gggcttctta gctccccggt tgggggttcc cttaggaattc
 98701 ttttccctcc tgtgtcccct tggtagcctc tctgggttca tgacacgtgt gtgagatgct
 98761 gtacgttagg cctcatgctt tgccttgagc acttgagggc ctgggtctgg gccctcaggt
 98821 cctgggccac ccagcagtcg tgcctgcagc tgggaaggcc gtggctctgt ggcagccatg
 98881 ttggctggag ctgtgttgat gtgttggctg ctgccacctg gggaggtgtc tgggctgtg
 98941 tggacaggtg tgaggggctg gggctggggt aggggcagga tgaaatgcag gctgtgtgg
 99001 gtgtgagggg tgtgtaccg cccggctcca tgtgggtgcc tgctgtggcg gtgctggcgt
 99061 gttctctgca gccaaaggcca tggggcgtga ggaactcctg ggtccccgct ctgaccttg
 99121 ctctctcagg gctgatctat gactcggtea tgcagaagca ccagtgtctc tgcggtgaca
 99181 acagcaggca cccggagcac gccggccgca tccagagcat ctggtcccgg ctgcaggagc
 99241 gggggtccg gagccagtgt gaggtgagga ggcgcgggtg gggcccaggg aatgggtgga
 99301 gggaggagt c atgggagggg aggggtgggg ggcctgggg cccatgagag atgaggggca
 99361 catggggtg tggatgggg agggaagggg cgagcatgag ctgagagctc tgtgtcccc
 99421 ttttcagtgt ctccgagggc ggaaggcctc cctggaagag ctgcagtgg tccactctga
 99481 ggggcacgtg ctctctacg gcaccaacc gctcagccg ctcaaactgg acaacgggaa
 99541 gctggcaggt aatggcctag tggccctgtc tccccatgac agcttacctc acccagctc
 99601 catgcactcc tgtctcggct ctgcccggcc agccagcctc cacctctccc tccatattt
 99661 ctactccagc ttgtgceaa gccctctc agcccactc cacctctccc tccatattt
 99721 ctctcccaca atactaccc ggccctgtc tctgggctcc ctgctccctg ttggccaaa
 99781 ggctgagagt attcagctg acgtgggctg ggcctctccc cgcagggctc ctggcacagc
 99841 ggatgtttgt gatgctgcc tgtgggtggg ttggggttaag tgtgcccagg ggtctcaggg
 99901 gggcgttgc agggctctca gctctctccc ctgtggttct cccaggccca gccctcagc

99961 aacctctgct tgttgtgggt ctgccagaca ggggtgagcca gggacttctt gagggtcccc
 100021 ctgcagcagg aagctccttt tggacaggcg tgtctcggac ccacagtctc ccccgaatgc
 100081 ggagtcaccg ctaagccttc ccctagaagg tgtctggtag atgttgagtg aggtttcagg
 100141 agcagggcca aggtgggggc ttaggatcat ctctcccttc aaagaccccc atgactgggc
 100201 attggccgcc aggtgctct gtctgctctt aagtggcaag ttgggggtacc tcagcctggg
 100261 cccagacctc tgggctgect ggtgtgacat cacgggtgtg ctcccggtgt ccttggcgat
 100321 cccagcactc cccactccgg gacatagccc caaactccgc tcgcgagctt tgcttctaa
 100381 gtctcacc ctttgtgaag ggagcttccc gctccctccg gctcagctct cctcgctaa
 100441 cactatccct gcagtagttt ctcaagcaag gtgtgtagag gcaggggatg gaggcctcat
 100501 tccggaggga aagtgggagc tgtagctggg gggggacttt gggagccagt cagtgccta
 100561 ttcacaactt cccatttctt gccactttct ggtttttcca actgttgttg cttctgtttt
 100621 ctctcctct ctctcctct ctgtctttct ctctctctct ctttctccag cctcttgca
 100681 ctctctctgc ctctctgccc tctcttggtc tgctcgeccc tccccatctc cccatcatgc
 100741 cccccggccc ctccctagcc ttgaggccca gggactgggt ttggggggcc tcccagcctg
 100801 ggctaggggc cctgagtgga agacagtggg gcagacggcc cctccagctc cgaccgtccc
 100861 gcagggcctg agcagagtca gctggggcct aaaaccccc cccggcccaa accccaagtc
 100921 ccgcccaggt aacgccatgc cccctccctt gaccggggag gcagggctga tgcctgcagc
 100981 agagtgtctg ccagataatg ggctgggtct gggacttaag ctgggaaaaa gtcagtctgg
 101041 gattggggga cacaggaggc ctgtcctttg ggcgggtgggg cactggggag gcagcactgt
 101101 ctgcccagct ccttgcctct ggggtcctgg ccgtgggggt gggaccacc ccttggggcc
 101161 tggctcctgt gtgaagcctt ggatgatgag ggcctgact ctggctcccc caggtggaca
 101221 ctgacaccat ctggaatgag cttcattcct ccaatgcagc ccgctggggc gctggcagtg
 101281 tctactgacct cgcttcaaaa gtggcttctc gtgagctaaa ggtaggaggt ttgggtgaa
 101341 ggtggacaca ccacaaagga ggaagcagag tggggtagtg gggaaatccag gcccaagacc
 101401 ccaggcatcg cattcctctt agagattgct acagggtttt ggaggggaaa ttgagggtc
 101461 tgggaaccag gttgagattg gaactcttgg ggtacgttca tgcagctgtg ggtcagagct
 101521 gctgtttgat tgacaagcat tctttctttt tccagaatgg tttcgtgtg gtgcggcccc
 101581 caggacacca tgcagatcat tcaacagcca tgtaaggcta aggggaagacc tgggtgggat
 101641 gagggtgggg gcaagcccc aggaacttcc ttcagggaca ttctctctc ttcctgagc
 101701 tttctcaggg tgggcaacc caggggctg gggaggtgag ggcatgtgga gagaatgggc
 101761 tggcaggacc tgtctctct tccaggggct gcaagatcct cattgtagac tgggtagggt
 101821 gccggcagct gcaacagcag gcaccctcca attcagagag cctgggggaa aagcctgag cctgatgta
 101881 cctgtccgta gcaccctcca attcagagag tagcctctct gagcctcagt tccccctgt
 101941 gagatgaggc ttcattgtctt agttctgcag tagcctctct gagcctcagt tccccctgt
 102001 gtaaaatttg ggtgaagata acaccacat cacagtggg aggcctagag gggatggcgt
 102061 gtgggaacgc attcagccat cgcaaacccc tgcaacagat aggagctgtc atttgagtgt
 102121 tgtcttttga cctctattgg cttcttttgg cagatctagt aatttctgca tttcctgtac
 102181 aggtagtgat gataagaata atagcagata acatcagtag accactaacc acatccagac
 102241 actgatgggt ttacacatga tggatttaat cctgactata acccacttta cagatgaaag
 102301 tgagcacaga gagattaagt aactcacaca cagtattctg taagtcattg gatggattg
 102361 aaccagggcg ggttagctct agagtgtctg cgtttaactg ctaagctatg tccccctgc
 102421 actgacagct gtgtaagaga catttctaag cagaagtga gagcgggtgga ggacctttgc
 102481 acacttgagt tcccgcattg tccctgtgagt cgagtgtagg gccagctct cctacagag
 102541 gatggggctg ggccctctgt acctgcccct ctgtaaccga gcttggtttc tgatctctc
 102601 ataacttcat gactttatgc aagacagagt ggttctctgat atgtgtaacc ctgaaccctt
 102661 cctctcctt gccactaacc ccatgtccac acagttactc tctcaggtgg gctggcctga
 102721 gattgggaca cctcctctcc ttcaggatct catattacag ccagccctgt ccagcacaga
 102781 gaggccgagg ttcagagccg ggcagtggtat tacgtggggc cactcgaccg tgtggcttta
 102841 ggaacccag gttcctgatc ccagcttagg gtccctgacct cagaatggcc actgaccttg
 102901 aaacccttct aacctgtcct ggccccctc tctctgctt cctaatcgc tgcccgtctc
 102961 cctacacagg acgtgcacca tggcaacggc acccagcaaa ccttctacca agacccagt
 103021 gtgctctaca tctcctgca tcgccatgac gacggcaact tcttcccggg gagggggct
 103081 gtggatgagg taaccgatg tcaggccac atcttccagc ctctattgacc tctcctgac
 103141 acttactctg cctctgtcat gacgagctgt gtgactctgg gcagactgct gacctctct
 103201 gatcetaaac tccccacct ggaaatgggg aggtctggat agctgggctg gcagctctaa
 103261 caaactgggt tccccctct gggactctgc tgtcctcatg tctctcttgc ctctgtttt
 103321 ccaggtaggg gctggcagcg gtgagggtt caatgtcaat gtggcctggg ctggaggctc

103381 ggaccccccc atgggggatc ctgagtacct ggctgctttc aggtacgtgc tctggggggc
 103441 cagaggggca agtccacct ctctgtccc ttctcccaag agcaccaggg gggaggtgat
 103501 cagttggatt gtcagcctgt cccaccagt tcctagacat thtaggtgaa cgccagttag
 103561 aataggacaa acagagagaa gaatgcaaaa gtcaaagggt gctttgcaa ggcatacatt
 103621 accgagagcc aatgtcaaac tgattgctgg caggtgggtg gtggagttag cagagctggc
 103681 acatthagtc agagaaggct gccactctat ttgggaaaag agaattctgg aaatggatct
 103741 tcaaacactt ttctggagtt atctccatga cagctaattc tacgagagcc ctgggctgga
 103801 gttcctggag tcttctcaga gcccagggt atgaagaaca cccaagcagg ccccagagtt
 103861 ggatcagggg tagaggaagg cagctggggg ggggctgga agagggagag gatgagagaa
 103921 thtagccagg tggcgagaa cctcagagga cctagttgtc ccctactcag ctctcaagta
 103981 gtgagttagc ggggtgtggtc aactcagtc aaaggactga gcactttag cctctgaagc
 104041 tttgtgacca gagtccatct ccgcaaggct gtgagattac cctttccctg tggctccggc
 104101 cactgcaccc cacagatgct tgcatgcaca tccttggtc ctttctgct ctgtctagtt
 104161 cactcctctt tcattccctc tgggtctcca tccttggtc ctttctgct ctgtctagtt
 104221 aagtcctccta gggggctgag tccttaggct gtgtgtgcca gggacatggg tggccagcca
 104281 aggtcaagga ggtcagagaa atctgccagt tgtgtgggg cactgggagc ctgggagtc
 104341 taagaacagg gtgccccacc gcaaagtgg caggaccgcc cctggcaacc ctgacagta
 104401 cgatgatcgc cacttcttgt gacctcacag gatagtcgtg atgcccacg ccccgagta
 104461 ctctccagac ctatgctctg tgtctgctgg atttgatgct gctgagggtc accggcccc
 104521 actgggtggc taccatgttt ctgccaaatg cggggcactc ccaagtcaga aagggaaggt
 104581 ggacagagag ccaggcgggtg cggggagtgt ggaggcactc ccaagtcaga aagggaaggt
 104641 ggcagtgccc agcccagggc tttcagcctg aggactggag tatggcagct ggtcctgaaa
 104701 ttccccggga tctcctagcc gagcacagcc caagccctt ctcaggacca ggccggttca
 104761 ccacggaggg cttgaccagg tcatacccat ggggacttaa gtccagtagg caggaagctc
 104821 agccgtggga ctccccacca cagctgggtt gattccaggt gggctggcag ctctccaga
 104881 ggaaggggag agagaagcag cactctcaga atagaggggt gccacagggc ccagagtaca
 104941 gaaagaagag aggggtgtagc tcagtgaaaa ctactagct gtggggcctt tccaaggcc cttaacctcc
 105001 caggtcctac cttgtgcca actgaagcat actagtaggt tttgtacgac attcaatgtg aaagcacttt
 105061 ctgagccttg agtgaagcat actagtaggt tttgtacgac attcaatgtg aaagcacttt
 105121 ggaatatagtg attgatacat gtgagtcatt ctttattagg gaggaagcaa gcaggggaagc
 105181 cacaggggta gagaacaggg tcacctctcc actcccgcc ctcccatttc tcccctccca
 105241 acctctaggt tttggataca tgacgcagca actgatgaac ctggcaggag gcgcaggtg
 105301 gctggccttg gagggtggcc atgacctcac agccatctgt tctcccctcc ccatccatgc tctctgtagg
 105361 ggctgctctt ctgggtaaca ggtgagccg gactaccctc ggagcaggca gatgggatgg gacaggggtg
 105421 caggtaaagc cggctctcag gactaccctc ggagcaggca gatgggatgg gacaggggtg
 105481 gagtggccaa gcctgaaaca aggtaggcga agcgggaagcc tctgttccaa gttaggtcca
 105541 ggcagcatct cctggcctag gttagagtgt cttgtggeta gaaggctggg gccctgggg
 105601 tgggagttag ctgggctgt gggctccctga gagactgggt gctgatgtac tgttttctat
 105661 aggtggatcc ccttcagaa gaaggctgga aacagaaacc caacctcaat gcatccgct
 105721 ctctggaggc cgtgatccgg gtgcacagta agtgtggaga tgggacactc gctgagctca
 105781 gactgaagga tcttggtggt accctgcccc accgtggcca gatcctaggg cttccgggtg
 105841 cagccaggtg acctgctgtt ggtctggagt aagattctct tgagtgaacc aggcagcaat
 105901 ggtgagcacc ccccagttag gggttatcct ctgagcccc ccgatggagc cagcagggcc
 105961 taccagacag tggccccctca aggtaggac tggcctccat ctctagcgac agccctagac
 106021 cagggccagg tcaagagcaa cactcaggcc ttgtttgcca aaaggcctgg tcccctccc
 106081 tcccctcagt cctggccaca ggcgtctcag gagetctgct ggcttggggg ctgcttctg
 106141 ggataacccc cacatttgta aagtacttta aattttcaac ttcaactcaa catctattga
 106201 gcattcttat tcaagaccctc taatctatac tagggataaaa aatgagtaaa atagattccc
 106261 atatcaaggg ctgggtaggg gaccctgat gtctttacat aatggtaaa acatggctga
 106321 ttcctcttac ggtgggtgcc ctcacactga gccagattcc aggacatggt tcctcacagc
 106381 agcaggcagg aggagcattc tcttgccctg ggcacccatg cagagcggcc gtgggtgatg
 106441 tcagttctcc catgttgtgt tegtcccacc tcccaggccc tcttctctg agtgtggggc
 106501 tgagcactgg tgggggctgt gtttaagtgg gaggccccgag cttggggctc tgggaggtca
 106561 ctgtgacaca gaccctgtct gcaggcaagc aggtctctct gatgctctca ggagccccgc
 106621 acctgtgggg aatgagtcaa aggtggcctt gcagccacag gggatgagag aaaggctggg
 106681 cacctgctag gactccctca cagcctatgt gaaccactc tgtgtaccct gtcaggctgt
 106741 ggggagtggt gagcgaagtg agggaggggg caggtgggg agccgaccct aagtggagga

106801 caggcccgt cctccggggc cctgggctg agacaccaac ctcaatatcc ggtctaggac
 106861 gcagtgtgga ggggcttgct ttctccaacc ctttctgacc tggcatctta ccccaggtaa
 106921 atactggggc tgcattgcagc gcctggcctc ctgtccagac tcctgggtgc ctgagtgcc
 106981 aggggctgac aaagaagaag tggaggcagt gaccgcactg gcgtccctct ctgtgggcat
 107041 cctggctgaa gataggtaat gccagacccc tggeccctgg ccacacagcct ctccaccgct
 107101 tcattcctcc ctgcttgaag accccgggtc cgctatgcag ccaccccaac cctcccaggc
 107161 ttccctgacca gggttgagag gaagcttagc taaggecctt gctgcagccc tygtgctcca
 107221 tcatccacc cttgtccctc cccacaggcc ctcgagcag ctgggtggagg aggaagaacc
 107281 tatgaatctc taaggctctg gaaccatctg cccgcccacc atgcccctgg gacctgggtc
 107341 tcttctaacc cctggcaata gccccattc ctgggtcttt agagatcctg tgggcaagta
 107401 gttggaacca gagaacagcc tgcctgcttt gacagttatc ccagggagcg tgagaaaatc
 107461 cctgggtcta gaatgggaac tggagaggac cctgagagga gacgggctgg gggcgaccc
 107521 ccacagggct ctcgagaaca gattctcccc tccagtatgg gccctggctg tggccccat
 107581 tctcaggac tgcacagagg aggactggct cgggctcctg cgggctcacc cttaacact
 107641 attcctggct ctgcaaacc cagactttgc acacagcctc aggtccaca cagaaatgtg
 107701 aacttggcct cagacaggct ggccttctt aggtcttagg ggctaggggg gagtggggag
 107761 ccaagaggtc ccatattcct gagtgcaggg gtatgcccctc tcacctgctt cctcagagca
 107821 ctctggaagc ttccctctac cactgggcac tgagacgaag ctccctgaca gccgagactg
 107881 gcagccctcc atctggtccg taccctcgcc agaggccccc ctacatcaac ctccctggcga
 107941 tgcctgtgtg gacagatgg gtgctctggg agtccctgtg tctctgatcc aatgggtgcca
 108001 aaccttcat ctcccaaga agcgcagcat acccctggga cccctcggcc actgccact
 108061 cggggagcct tctctgtttc tggggcctcc cccaccatag ctctgatcc caccacat
 108121 aggagttagc tgactgaggg ggaaggggtg ggagagaaga tacagacatg gaggagggga
 108181 ggctgctctg gcaaagtctt caaggctttt ggggtccag gcctggggtc aagaaggaaa
 108241 atgtgtgtga gcatgtgtgt gactgagggc tgtgtgtgag cgtgtgtgtg agtgaggcgt
 108301 gtgtgtgtgt ctttcttagg acccaccata ccctgtgtat gtatgcatgt ttttgaata
 108361 aggaagaaaa tggaaaaaaa tctgaacaat aaatgtttta tttgcttaa aagtgcctct
 108421 gaaagggccc cccagaagtg agcagtgcgc cgtcaagcgg gtgtgcaggg cacacagctg
 108481 cacggcacag tgtgggtctg agtcactgcc ggaggaggga ccagggtggg ctgggccgca
 108541 gcccctttaa caatctgcc ttctgtccct gcaggaagaa cccattctga acacacctg
 108601 gctgtccctg gctgcccac tttgggtgga caaagaggag gcagccctgg gctgagttca
 108661 cagagaccag ccctgatatg gcaggagtgg ggggtgggtg ggggagtggg aatcaggag
 108721 ctcagcccca gctcaccacg gcatccccga agagtgtgta ctcagacaca cctgggttta
 108781 agtcccagct gggagctcag gtaagtcaaa tcgtctctct gggcctctgt ttatcagtag
 108841 aaggctccag aagtatacac tgttgatggc tccctcccgc tctgatgcac catgctgat
 108901 taagcataca ctgagcctag aagagagaag ggggtaggca caggcctgga caagctcacc
 108961 cagcctaagc agagaggaag gcgccaggct ggcagcacct gcctttgtgg ttctgagtt
 109021 gtccggtttt tccagcagga agaggagcac ctcattacct tagacctggc ccaagctcct
 109081 ggcagcctgg cagagtgtga ggggaagaggc gctaatecct tcccctctg gcctggcctc
 109141 tcgggtgtgg acaccaaatc ccgcagggtt tgctgtagct atgcccgtgg gcatecctg
 109201 cctggctggg gtgtgctaga gagaggaaa ctggaggagg agagctgagc tgggtggttac
 109261 cccatgccag gagggccaag gcaagagggc ctgcagcccc agagatactg actctgtccc
 109321 ctgcccctca gggcacaact gaactagcgg aatggcttaa tcagatagct cgagaactgc
 109381 cactaccact ccctccctgc ccactcctcc caaagtcac ctgttcccgc aagagtccca
 109441 cctcacaagc aaccaccaga ggctgataca aatggccgct gtatttttgc taaagtgaca
 109501 gtgacacaga taaggcaaag agctgagggg caggacacat cagatgggaa gggggagacc
 109561 gtgcaaaatg gcagtctaac agaaaatcat ccttgtacca acagcccctt cctcccaag
 109621 ttaggtgagc ccttgggcca gtgtatgggc agaaaagcag atttgtgtcc tcagaaggg
 109681 aaatgtaaaa aggtgaaagc tctagtgtga gggcagttag aggggctgga gtgggagaga
 109741 aggtctctec tggccgggtg tctgggtgca gcaagggcac tctgagaagg cagaatggaa
 109801 acgcagggct ggaggggcat gggtagaggt ttgggggctc tttccagcct ctactatgtt
 109861 gcccccttcc ccaaagccct tacaggggca gaagcacatt ccccgtgacc ctgagtctgg
 109921 cctcatttgg gaagtcttct ggggtgtatg gatgcctgtg tgtgtgagtg agatgggtgg
 109981 ggggccacgg ctatctggct ctagcacact catgggagac cagctctggg aacaacagga
 110041 tggggtgctg ggatgggggt ttaagaggtc tctgctagat atttctgaac tgacctccc
 110101 aggtgcccac cctggccttg ggaagagagt gcctagggca gggggatgg aaacccttgc
 110161 ctgcagcata ggtccaggcc tcatggcctt acacctgac ctcttgactt tgttgcctg

110221 gccttaagta caaagattcc tcaactgctg ctaagaaaac agatccaggc cgggcacggt
 110281 ggctcacacc tataatccca gcactttgga aggctgagggc gggatgaatca cctgagatca
 110341 ggagttcgag accagcctgg ccaacatggc aaaacctgt ctctctaaa aacacaaaaa
 110401 tttgccgggc atggtggcag atgcctgtaa tcccagctac ttgagaggcc aaggcaggag
 110461 aattgcttga acctgggagg cggagggtgc agtgagctga gatcgacta ctgactcca
 110521 gcctgggtga cagagtaaga ctccatctca aaaaaaaaaa aaaaagaaaa aaaaaagaaa
 110581 gaaaagaaaa cagattcatt tgaaggttc taaagctgcc ctctggccag gctgatgagg
 110641 agcaacatgg caggatcccc tctctaccac actcaggttt cctcgaagg ggcagggcag
 110701 gacagcttcc tgggagacca cactcgtcct gctgtgtatt ttctgccaca gttctggggg
 110761 caccaggggg tgggagttag ctctcccaac atctcagagg ctgagtcag gtcctaaggc
 110821 cccccaggg tgcagagacc tcacccctg ggtcagaaat cgctgaggat gctgatgtca
 110881 gcaaagttag cccggtagcg gtgggcatag aggtgagca ggaaggccca ctgagggaa
 110941 atgaagctcc agacgctgga gaggtagtag ctggtggggg ctgtgaggcc tgcagggaga
 111001 gaagtaccga cagtgaactt ggcaggccct gccctcggcc tctgcaccgg ccacaaggcc
 111061 agggccaccc tccccactca acatccctgc aacgtcctgg cagctgaacc aaccttcag
 111121 aaagacactg tgatggaggt tttagagcca tggccccaa cctttttggc accagggact
 111181 ggttttggg aagacaattt ttccacaaa accttgggat ggtttgggga tgaactgtt
 111241 ccacctcaga tegtcaaaa ttagatcatc aggggcacgc aacctcgcg tgcctcac
 111301 aacagggttt gcgtttctaa tgcccgcgc ctgctgtgtg gctggttcc taacaggcca cggaccacta
 111361 aaggtctgct tgcccctcac ctgctgtgtg gctggttcc taacaggcca cggaccacta
 111421 ctgttccaca gctggaaca gtagaacgga gctggggacc gttttagagt attccagggt
 111481 tttcaggcag gaggcctggt ggattagggg agggcagggc tggccaatca caggtctgta
 111541 tcatccactc cgcttttgtg acaaatacc taggccact ccaacctgct ttagttagca
 111601 tcagactccc ggaagaagga cctctggtta tttccagcca cagccaccag agggcgtcc
 111661 catcccagag ctgagcacag actaatgggt cccaatatca ggagtgctt tatgggctat
 111721 gcaactgctc agacttcaca tcagtttcat agaatccacc caacttgcca ggtggggact
 111781 tgttttctcc acatgaacca taacaaaacc cgtgtccggg gaggttaagt aattcaccca
 111841 gtctctttgg aggtaacctg tggaaaccag atgggaatgc tgctaaaatc cccgctgctg
 111901 tccctcccat gcctctttc cctgggacc gccctcactc tgatgccggg tgatggcag
 111961 cagaggaag gtgcagaagg cagcgatgga gacggccgag aagaggacgc ccacgaaga
 112021 gaagccggc agccccttga gccaggctct ccaataatct tgcattgaca tcactgctg
 112081 caccaggacc cacagtgcca gcacccctgc agggcctatt tgcataagaa taccagaat
 112141 gtgctccaga gcctgcaga tccactagac ggagtttcc ttttcggagg ctgtgatatc
 112201 atggtcttgt ctctcattcc ctcatagaat gtagtcttcc ttttcggagg ctgtgatatc
 112261 agaagcagg aagagactga gctgcctgct agtaagccca acattagaga aacctgcaga
 112321 aatacaaaac cctaccatc tctctgatt tattttggtt tggaaaacat gaatatctc
 112381 cacaaaaatg ttatgttaat tcatgttatt tttagtatta ctttaaatg ctaaaaaatg
 112441 ttctaacttc taatatagta tatatcaata gctaaaactc acatacataa aatttgcag
 112501 gagtttact acttttcaag aggataaaaag gatcctgaaa accagaaagt ctgtgcctca
 112561 gcagcccagc ctgctttctg gggacttgc actgtctacc ctgagggcca cagagcaggg
 112621 aagccatgct cctgcccctc gctcctctc caccagccc tcagaggcca cagtctcaa
 112681 gtcacaaggc ctgcagggt cttcccaaac tgctgagtt ggttttgcag gatgaggagg
 112741 tccagccatg aagactccag ggccacccaa cccctgagtg gccttattgt tcttggccag
 112801 acctcatgce actcctcca ttttgcggca aagggcaggc catcaccacc tgcaccgctc
 112861 cccaccccca ctgccccag cttttctctg gcttggcctc tgcgctggg tggacacttc
 112921 ctctaggatg ccagctgcca cccagccaat caaatatcaa ctccattggc aagggctccg
 112981 gtgctgctg gtgcagccca aagagtggaa caaatatcaa ctccattggc aagggctccg
 113041 gcagggcggg ggatcccggc aagggacaaa tgaggaagga ggcagagcca gctgcaggct
 113101 ctcaactggt tgggttgcaa ggtgtgggccc actcagggccg ctgcatccta ggagtcagga
 113161 ggcctttcca aaaggcagct gcacacatgc cactcagagt agttaccaaa tgtgcacagg
 113221 aaggataagc atctggttgg ggaagtgggt tatctctggc aatggagaca aggaaggaa
 113281 gttgatgggg cggtgggggt ggggaagtgc tttgaatcta tgggaatcta tgetattttg
 113341 tttcttaggc tgggtgggaa atctatgcta ttttatctac gctgtttct caggctgggt
 113401 tataaggggt tttgttaaat catctatcct tttttgtgtg cctaaaatat ttcataatt
 113461 gtttaagggg gaaaaaggca ggaggaagct tgtcactgtg gagctatgct ctggttacca
 113521 gctcagaggc tgtcccagtt tggctgtccc cagacagtc agtgaggaa aaaaacctat
 113581 gagactccaa gccaaagaac caggagcctg gcaactgctg gtcccaagc cttggtgtt

113641 ccacatctaa aaatgggtgg gcccaggggt cctgccagtt taggtaactg ggcccagggg
 113701 tctaccctag tgagggtgaa ggccaccacaa gcctacagct tccctcagcc cctgccaccg
 113761 tttgaccccc tgaacactct cccagctttg cccctgceca cctccactct tccctcagggg
 113821 gtgggggacct ggaatgtggg tccccctcct actgagatca ggggtgggcca ggacaagcat
 113881 ctgttccctcc ccacctagtc tggatgtctg agtggggccag aggtggacag gacaatcatc
 113941 ctgcagcttc ctcttacctc ctacaagatc tggattttta taccagccac ctttcacaga
 114001 agtccctccc actcctcaca tgtgtcccat gttttcattt gagggagctg tttggtttat
 114061 aaagggccct gggaacaagg ggtgtgtgca ctgagcacac tcaaggagca gtctgatggg
 114121 cacctgtctg gaacaggtcc cctcgcctc tgtctcctcg tgccacagag ggggtgggga
 114181 agttgagctc taagatcctt tcccactcaa agattctaga agccagcttg ggagaaaaat
 114241 aaggtcagaa caattcctct gtgactcagc agtttctggg ttaggaaatg ctgaaatagg
 114301 ggctgtgtaa gatgccatct cttagtccac tggccacgat ccagtggttc cccaaaactc
 114361 ccacccccat gtacatgca ataccaaaga gggctgaggg caggagggag aggaagacag
 114421 ccatttgggg gcggtttggg cectgttctt tgtaacaac aggcattggt taccacctc
 114481 taccctccc tcaaccttgc tccagccct gcacagaggc ctcccccca gataaacaca
 114541 ctcaagtgt ggaggcaggc ctgctgcca cgccctggct cccaccacc tccctgggaag
 114601 ggagctctcc accagcccta cccaaggggg tcaactgaagg agatggagcc cctcactggt
 114661 cccctcccac acatcaggca ggaggcaatg tatctcccta atacccttc ctggcacact
 114721 tggggactct aggaagcctg gtttataaaa ctcggggtg aatggacagg tcccacatc
 114781 cacctggctg caagcccaca ccagaccaca ccgttgctc atcctacctg ttcaaggag
 114841 cagagccctt gcttagccat gtgacttat tggctcacag ccgataagct aagggttaagg
 114901 aaggcatagg gttagggcgt gaaagcatcc ccagtggctg ggctggaggg gaggagacag
 114961 gagacaccg ggggatccca cagggtaaat gcagacaaga aggacactgg gcctaggtca
 115021 ggccctcta tctcttcta ggaggaaagc agtctggag ccccagggct cttgctcaca
 115081 gctcacctgg gaaaaacata gagctgttta gacttcagga gcaactttc ttttctctt
 115141 tcttggctct actaaaccca gagcaagagt gcccgcctcc ccaggaaagc cagtcttgt
 115201 agccagacca ggtagatcca accacacct ttcgaaggta cccatcagga tgggagaggg
 115261 tctgacctg ctttctcca aagccacttc ttcgaaggta gaccagggg ctccatgact
 115321 tateccccacc cgtgaacact ctgcccacca gaccagggg ctccatgact ctgctccaga
 115381 aactggcaca tccaatcagt ccttgccctg tccaacacag gagaaggagc atgctggggc
 115441 tacccttggg tgactcagca gattctgagc tataaaacgc tgagtacaga gtagggtgct
 115501 cacacgttag ttaatctgct gacactttac cccaaaaga ggaagaaggt tgactggcca
 115561 cagaccctct gagaactcac tcatggtggg ccaagcagtt ttggctctc cacagccact
 115621 tctccctgcc accatccacc agaccatcag ggagatacca ggaccctact ccagctggct gctgccctag
 115681 gtcaaagatc ccctagegag ctgctgccct agcgcctctc tctgaaggca gctccacagc
 115741 cgagctgctg cataggccaa ggaagcctg tggggagggg gagagggcag agtgggtcg
 115801 tggcctgect ccaggaact ccctagagta taagaaagaa ggccctttcc acagccctct
 115861 gaagaaaacc ccaggaact gggagtgggc agcactgcaa gatttcagat ctggagggaa
 115921 aggagcagc tggagactca gggagtgggc actcctccc actcctaata gatgaggaaa ctgtggcca
 115981 gtcagatgct ttttggggac atctcctccc cctccacttg taccaggcca gactcaacac
 116041 ggataggggtc aaacggccag gtagggttca cctccacttg taccaggcca gactcaacac
 116101 aaccagctga gatcccaggc tggccctccc tgctcactc tctcttgct tgggtcttg
 116161 caatgcaatc atagggctct gacgccgct tccagagggg aaagcaacag ggccaatagg
 116221 aaacaaaaaa gtggcaggga gaagtgaacc ttgacaaa tggagggtg cggggtgcag
 116281 tggggaaagg aactagggt ctgtagataa cgcgcagaga tgggaggtt gtccctcagga
 116341 tcccacaggt ggtgaggcag ctgggcaggc agagaacacc ctagccaggg tgcccatccc
 116401 ccttcttggt tgaccagtg cttgtgtgag attgtgtagg gtggggccct gtatgccct
 116461 cttctaaggc attaaccaca cctcatgctg cgactctacc cagggatggc actcagcact
 116521 cctgtggca gtgagtaaat tagttatctt tagttatcc atttagggtt cttttggccg
 116581 aggatcttag taatggaata taatcatcat atgtaaaagt attatagta ttttctccc
 116641 aaagtccttt cccacacata ttattctatg tagctgtgta atcccgggt agcaatttat
 116701 ttaacttcag gcctcagttt ccttatctgt aaaatggaca taatcgttag gcctactca
 116761 tgagactaat gtaaggatta aatgaaataa ggaagcagg ttgcttaaca tagtgctga
 116821 cacatagaaa gcattttta aatgtaataa aagtagagat aatattttc atctcctac
 116881 caattctatg gcgcagagag gttaaactgc gagcccaat gtgcacaaca aggagcactg
 116941 gtcagcccag agccccatc agcgcaccga tgcttcccct tccctcccag aagcacagaa
 117001 agggcgctg gcctgcagga tttggcagag cttggctgag gagccacagc agacgggtag

117061 caaaaaggca ccaacatggg tggaaagaga atgtccagtt tctatgagat ccctaacgcc
 117121 gtcctcctcg tgggtctcag cagagggctc tgcgggggag ccctctggaa ggaggggagat
 117181 gggttcccc agccaccctt agcctctctc etttcccact tcttccctct ctgcctcac
 117241 ccagcaceca gggaaggggc gcctgggggg caggggatcc ctcagaacaa cgtgtgtgt
 117301 gtgctgtgtgt gtgtgtgtgt gtgtttgggg ataggaggcg accagcgccg cggcgcgcg
 117361 gaggggacac tgtcgtgggg caactgggcg gagggcgaca ggcagtgtgc cgtgacagat
 117421 aaccggggcg gcgcggcagg tctgtgcagc cggcagtggc gggccgtcgg caccgccagg
 117481 tggcgccccg gcgggcatcg ggtctcagag gcaccaggga atgccaggga gccggggccc
 117541 gcgtggggcc tgcgcggccg aaccgctgtt ttcgagtaaa cactccacc gctccgctgg
 117601 gaagcgccgc tcgcggggag cgtcctggag cagctgacgg cgcccccc gacgcgcgc
 117661 acccgccccg cgccgccag cgtcccgggg tacctgcgag ccctccatg gccggttcc
 117721 ccggtgtctg gtagaccacc gtccagacga ggaagatgga gaagccggcc acggagtga
 117781 tgccggagta ggcggcgcgg aggccgagct gcagcctgga cggggccatg gggctgcggc
 117841 gccggggcgg ccgagggcga gcgcgccga gagtcacagg tgcagggccc gaagccgcca
 117901 gccggagccg cgggagccgc cagagcagcc ggcgccccgc gctccgccc cgcccgcgc
 117961 ccagcgccgc ccgacagcg cctccccgg ccggaggccg ccgcgcccc gaaccgcaga
 118021 cgccaccgcc gctttgcgaa gctgccgtgt cgtttggggg aatgctgcta aaaagggcga
 118081 ttctggggcc catccccaga cccgccgtgt ccggattgtt ggaccttggg agggaccgga
 118141 aatatgcctt tatacagcg aaccgcgagg attaaaaatc tcttacctct agtacgatgc
 118201 gtattttcgt ttaaaattaa aattaaaatt ccttccgccc gtccttctat caaccaggtt
 118261 gaaatattag agtacgctgt gaatagaatt acacactaaa gtctgggaac ccttgcgacc
 118321 cctcaccacc atatgcgaga ggatttctc ttctatctc acgcacagct cccacaaat
 118381 atcactctt gactgcaaac attctataca actctgttgc ccgggcagga gtacagtggc
 118441 cctactttt ttttttttaa acagagtctc actctgttgc aatgctctca cctcagcctt
 118501 gccatcatag ctccgcatcc tccaacacct ggattcaagc atagtattt ttgttattt
 118561 ccaagcagcc aggactacag gtgtgtgcca ccacgcctgg gtecccaact cctggcctca
 118621 tttttgtag agatagggtc tcgctatatt gctggaatta caggctgag ccaactgcaac
 118681 agctgtcttc ccacctcggc tccccaaagc ccttatectc ccaaaccct caccctgacc
 118741 ggacctcacc tttcctttta tcagcacaag ccttatectc caggagggca ctgagctccc
 118801 ctgctggatca taccattgta aggaagagac agatctgtag ccagcacaat aacaaggct
 118861 acgtgagccc agcttccggc cgggagctgg agggaaaatc ccagcacaat aaaacataac
 118921 ctgccacagc actaaggatc cacatgggga ggccatcat gtaacaaat accacaaat
 118981 caataccctt tgcattagtt tttttgtgt gtgtgctgcc gtaacaaat accacaaat
 119041 tactgattta aaataacaca aacttattat tttttacag ttctgtaggt caggaatcca
 119101 aataatggte tcaactgggt aaaatcaagg ggacatcagg gttgccttgt ttctggaggc
 119161 tctaggggaa aatcagtttc cttgactttt tttttttt tgagacggag tctgtctctg
 119221 tcaccagggc tagagtgcag tggcgtgatc tcagctcact gcaatctctg cctcctctgt
 119281 tcaggtgatt ctctgcac agcctcccga gaagtggga ttacacgctt ccaccaccac
 119341 acccagctaa ttttgtatt tttagtaaag atggggtttc accatgttg ccaggctggt
 119401 ctgcaactcc tgacctcagg tgatccgccc tccagcttct agagtgggc taccacatg
 119461 ggtgtgagcc caccgtgccc ggccgcttt taaggacccc tgtgattgag gggatagtc
 119521 ccttaactcc ctctctcc tttcccttc taaggacccc tgtgattgag gggatagtc
 119581 aggataatct ccccatcgca agatccttaa tttatcaca tcagcaaaa atatccctt
 119641 gccgtggaag gtgacatatt catagttct gggatgagga cgtggacatc tttgggggcc
 119701 attattatcc caccaccac acccctctg gaacataaac ttcagagca gggacagtgc
 119761 cagttttgtt cacatcaaca tctaaaagca tgtctggcat ataagacc cttataaat
 119821 gtttgttgaa taggtgagtg tgagtgaatg aaggtaagaa taaaataaaa acaaaagcaa
 119881 ttatacaca ggaatctaga cagggtgtgc ttaactgcca aacaaggat gtaaaccagt
 119941 gttaagcaca tttgcctcac tctagaataa tctgggagct tcttataaaa taaaaaata
 120001 aaccagccc caccctgcc tattaattt tgaatcttg agtgtgtatt ttaatgagaa
 120061 gtgatgtcaa ggctgtgagc tcagcagcag cctccttta ggagctgccc gggagagtg
 120121 agtgctggtc ctgtggagga gggagcaagc ccctggtg gcagctgcat tccatggatg
 120181 gcttcagagc tggccaggat ggacagtact ccaggcagtg ggaaccgac gtgtgatggc
 120241 gcagagggaa gaaataaagc ggccgcttg ggaactgta agtcgtttgt ggctggaatg
 120301 tcaagtttga aggtagagta gcgggtttg agattagaaa ggttctgaac ataaagggc
 120361 ttgcatgctc tgttaagaag gctgtcccc tcccctggg gctgggggag aaaactcaca
 120421 attctgtgtt ttagaactat ggccagagta atagagtga ggccaactgc ctgtgaaca

120481 ctagaagcag agagatgagt tggacaaatt tcacccaca gtgctttaat taccagtc
120541 ttaaaatgga gactgcagta acacctactt caaagtgttg tgatgaggag tgctggaag
120601 agtgcctagc acatggtaga tactcaataa atgtcaggaa gtagaattag tagcagcaga
120661 aggctgccat ggcaagagag gatgaggggc ttcagagctg gtccaggcag aagcagagag
120721 aatggaagag acgaaactgc ttcaagagct atttcagcta tctgaaccta aaggtcaggg
120781 gagaattcat tagctgagca gacagaagga ggagagcaaa aatattatga gtggacatat
120841 taggagtatg ggagagcagt gagcaagctt gctgtgctgg aaagtgagat tgcgcaagaa
120901 aagaaagaga aataattatg taacagtagt actagaccag gttgtacaag gctaaggcca
120961 ggcttaaaca ttttttaaat tgtggaaca atgaagagct attgcagagc attagactca
121021 ggtgggggtca gaggcctagc ttcaccattt gctgtgacc tgggcaagtg cccctaactc
121081 acagatgtcc aatccaattg actttctgcc tggagaaaa tattccatat ctgcaccctc
121141 cataatgggtg gccactaatc acaggtggct attgaatact tgatatgtga ctagtgtgac
121201 tgaagaactg aatttttaaat tgtatttaaat ttaaattaat ttaaatttaa tgtatttaag
121261 tttagtgtat ttaatttaaa ttaatttaaa ttaatttaa ttaatttaag tagctgcaca
121321 tgactagtgg ctactgtgtt agcacagcta gaccaggac tctgtccct ccatctgtac
121381 acagggaatg atgatgaac atcacaggct tgttacaag atcgagatat attgagataa
121441 tacactcaaa gtgctcaaca cagtaattca acaaattatt gctgctgctg ttgaaattgt
121501 tattgttttt attgaacagg gattgcatga catacgccaa gtcttaggaa gattagttag
121561 actataatat ccagttagat ttgatggggg aaaattgtag aggataaagc attcacaagg
121621 ttatttcagt ggtaaggtgt gagagaatta agatcttctc cagtgaaga ccttgagaat
121681 gggaaagaat ggaatgattg ttgagccata aagcacatgg gtgtgcacca ctcatacaca
121741 tcttctcata tcagcttctt tccaagggtat tctcagagag tacactccca acccagccca
121801 ggacagacac tactacgacc cctacaagat gcacagccat tctccctgcc tgcgccagaa
121861 actactagtg ctccacaaca cacaccaaca tttgtgtgtc tctttctggg cacagtacct
121921 cccaaatttg aactacactt cccagcttcc ttgcagtcaa acggatgcca tgggatcagg
121981 ttctgaacaa tggaatgaag gcagaagcaa tgtgcgcat tcttaggctg ggctcattta
122041 aaaatcttcc atacaacctg cattccctct tcccattctg tgacaatttt agaggccata
122101 tgtaccacat aatggaaga acctaggctt gaatgaatgg atggagcaga gctaccctg
122161 tccctagac cctcactgga ctatag



(12) INTERNATIONAL APPLICATION PUBLISHED UNDER THE PATENT COOPERATION TREATY (PCT)

(19) World Intellectual Property Organization
International Bureau



(43) International Publication Date
30 November 2000 (30.11.2000)

PCT

(10) International Publication Number
WO 00/71703 A3

- (51) International Patent Classification⁷: C12N 15/11, A61K 31/7125, C07H 21/00, C12Q 1/44, G01N 33/50, C12Q 1/68 // A61P 35/00
- (21) International Application Number: PCT/IB00/01252
- (22) International Filing Date: 3 May 2000 (03.05.2000)
- (25) Filing Language: English
- (26) Publication Language: English
- (30) Priority Data:
60/132,287 3 May 1999 (03.05.1999) US
- (71) Applicant: METHYLGENE INC. [CA/CA]; 7220 Fed-erick Banting, St. Laurent, Quebec H4S 2A1 (CA).
- (72) Inventors: MACLEOD, Alan, R.; 67 Hallowell Street, Westmount, Quebec H3Z 2E8 (CA). LI, Zuomei; 22 Oriole Street, Kirkland, Quebec H9H 3X3 (CA). BESTERMAN, Jeffrey, M.; 51 Gray Crescent, Baie d'Urfe, Quebec H9X 3V3 (CA).
- (81) Designated States (*national*): AE, AL, AM, AT, AU, AZ, BA, BB, BG, BR, BY, CA, CH, CN, CR, CU, CZ, DE, DK, DM, EE, ES, FI, GB, GD, GE, GH, GM, HR, HU, ID, IL, IN, IS, JP, KE, KG, KP, KR, KZ, LC, LK, LR, LS, LT, LU, LV, MA, MD, MG, MK, MN, MW, MX, NO, NZ, PL, PT, RO, RU, SD, SE, SG, SI, SK, SL, TJ, TM, TR, TT, TZ, UA, UG, UZ, VN, YU, ZA, ZW.
- (84) Designated States (*regional*): ARIPO patent (GH, GM, KE, LS, MW, SD, SL, SZ, TZ, UG, ZW), Eurasian patent (AM, AZ, BY, KG, KZ, MD, RU, TJ, TM), European patent (AT, BE, CH, CY, DE, DK, ES, FI, FR, GB, GR, IE, IT, LU, MC, NL, PT, SE), OAPI patent (BF, BJ, CF, CG, CI, CM, GA, GN, GW, ML, MR, NE, SN, TD, TG).
- Published:
— with international search report
- (88) Date of publication of the international search report:
19 July 2001
- For two-letter codes and other abbreviations, refer to the "Guidance Notes on Codes and Abbreviations" appearing at the beginning of each regular issue of the PCT Gazette.*



WO 00/71703 A3

(54) Title: INHIBITION OF HISTONE DEACETYLASE

(57) Abstract: The invention relates to the inhibition of histone deacetylase expression and enzymatic activity and, in particular, to the inhibition of a specific histone deacetylase. The invention also relates to compositions comprising antisense oligonucleotides and methods of using the same to inhibit a histone deacetylase. Also disclosed are methods for identifying a histone deacetylase involved in induction of cell proliferation, and methods for identifying compounds that interact with and reduce the enzymatic activity of such a histone deacetylase.

INTERNATIONAL SEARCH REPORT

International Application No
PCT/IB 00/01252

A. CLASSIFICATION OF SUBJECT MATTER IPC 7 C12N15/11 A61K31/7125 C07H21/00 C12Q1/44 G01N33/50 C12Q1/68 //A61P35/00				
According to International Patent Classification (IPC) or to both national classification and IPC				
B. FIELDS SEARCHED				
Minimum documentation searched (classification system followed by classification symbols) IPC 7 C12N				
Documentation searched other than minimum documentation to the extent that such documents are included in the fields searched				
Electronic data base consulted during the international search (name of data base and, where practical, search terms used) BIOSIS, WPI Data				
C. DOCUMENTS CONSIDERED TO BE RELEVANT				
Category *	Citation of document, with indication, where appropriate, of the relevant passages	Relevant to claim No.		
X	WO 97 35990 A (JAMISON TIMOTHY F ;HARVARD COLLEGE (US); TAUNTON JACK (US); HASSIG) 2 October 1997 (1997-10-02) page 5 -page 7 page 27, line 13 -page 31, line 30 page 48, line 15 -page 59 page 82 -page 84 claims --- -/--	1,11-15, 18-20, 26,31		
<input checked="" type="checkbox"/> Further documents are listed in the continuation of box C.				
<input checked="" type="checkbox"/> Patent family members are listed in annex.				
* Special categories of cited documents :				
<table style="width: 100%; border: none;"> <tr> <td style="width: 50%; border: none; vertical-align: top;"> *A* document defining the general state of the art which is not considered to be of particular relevance *E* earlier document but published on or after the international filing date *L* document which may throw doubts on priority claim(s) or which is cited to establish the publication date of another citation or other special reason (as specified) *O* document referring to an oral disclosure, use, exhibition or other means *P* document published prior to the international filing date but later than the priority date claimed </td> <td style="width: 50%; border: none; vertical-align: top;"> *T* later document published after the international filing date or priority date and not in conflict with the application but cited to understand the principle or theory underlying the invention *X* document of particular relevance; the claimed invention cannot be considered novel or cannot be considered to involve an inventive step when the document is taken alone *Y* document of particular relevance; the claimed invention cannot be considered to involve an inventive step when the document is combined with one or more other such documents, such combination being obvious to a person skilled in the art. *&* document member of the same patent family </td> </tr> </table>			*A* document defining the general state of the art which is not considered to be of particular relevance *E* earlier document but published on or after the international filing date *L* document which may throw doubts on priority claim(s) or which is cited to establish the publication date of another citation or other special reason (as specified) *O* document referring to an oral disclosure, use, exhibition or other means *P* document published prior to the international filing date but later than the priority date claimed	*T* later document published after the international filing date or priority date and not in conflict with the application but cited to understand the principle or theory underlying the invention *X* document of particular relevance; the claimed invention cannot be considered novel or cannot be considered to involve an inventive step when the document is taken alone *Y* document of particular relevance; the claimed invention cannot be considered to involve an inventive step when the document is combined with one or more other such documents, such combination being obvious to a person skilled in the art. *&* document member of the same patent family
A document defining the general state of the art which is not considered to be of particular relevance *E* earlier document but published on or after the international filing date *L* document which may throw doubts on priority claim(s) or which is cited to establish the publication date of another citation or other special reason (as specified) *O* document referring to an oral disclosure, use, exhibition or other means *P* document published prior to the international filing date but later than the priority date claimed	*T* later document published after the international filing date or priority date and not in conflict with the application but cited to understand the principle or theory underlying the invention *X* document of particular relevance; the claimed invention cannot be considered novel or cannot be considered to involve an inventive step when the document is taken alone *Y* document of particular relevance; the claimed invention cannot be considered to involve an inventive step when the document is combined with one or more other such documents, such combination being obvious to a person skilled in the art. *&* document member of the same patent family			
Date of the actual completion of the international search 22 March 2001	Date of mailing of the international search report 03.04.01			
Name and mailing address of the ISA European Patent Office, P.B. 5818 Patentlaan 2 NL - 2280 HV Rijswijk Tel (+31-70) 340-2040, Tx. 31 651 epo nl, Fax (+31-70) 340-3016	Authorized officer Andres, S			

INTERNATIONAL SEARCH REPORT

In tional Application No
PCT/IB 00/01252

C.(Continuation) DOCUMENTS CONSIDERED TO BE RELEVANT

Category *	Citation of document, with indication, where appropriate, of the relevant passages	Relevant to claim No.
X	<p>YOSHIDA M ET AL: "POTENT AND SPECIFIC INHIBITION OF MAMMALIAN HISTONE DEACETYLASE BOTH IN VIVO AND IN VITRO BY TRICHOSTATIN A" JOURNAL OF BIOLOGICAL CHEMISTRY, vol. 265, no. 28, 5 October 1990 (1990-10-05), pages 17174-17179, XP000616087 ISSN: 0021-9258 cited in the application the whole document</p>	26,31
A	<p>WO 96 31600 A (HYBRIDON INC) 10 October 1996 (1996-10-10) the whole document</p>	8-10
A	<p>TAUNTON J ET AL: "A MAMMALIAN HISTONE DEACETYLASE RELATED TO THE YEAST TRANSCRIPTIONAL REGULATOR RPD3P" SCIENCE, vol. 272, 19 April 1996 (1996-04-19), pages 408-411, XP002038743 ISSN: 0036-8075 cited in the application the whole document</p>	16,21, 23,26, 28,31
P,X	<p>WO 00 23112 A (BESTERMAN JEFFREY M ;MACLEOD ALAN ROBERT (CA); METHYLGENE INC (CA)) 27 April 2000 (2000-04-27) cited in the application the whole document</p>	1-22, 35-39

INTERNATIONAL SEARCH REPORT

International application No.
PCT/IB 00/01252

Box I Observations where certain claims were found unsearchable (Continuation of item 1 of first sheet)

This International Search Report has not been established in respect of certain claims under Article 17(2)(a) for the following reasons:

1. Claims Nos.:
because they relate to subject matter not required to be searched by this Authority, namely:
see FURTHER INFORMATION sheet PCT/ISA/210

2. Claims Nos.: 33 34
because they relate to parts of the International Application that do not comply with the prescribed requirements to such an extent that no meaningful International Search can be carried out, specifically:
see FURTHER INFORMATION sheet PCT/ISA/210

3. Claims Nos.:
because they are dependent claims and are not drafted in accordance with the second and third sentences of Rule 6.4(a).

Box II Observations where unity of invention is lacking (Continuation of item 2 of first sheet)

This International Searching Authority found multiple inventions in this international application, as follows:

1. As all required additional search fees were timely paid by the applicant, this International Search Report covers all searchable claims.

2. As all searchable claims could be searched without effort justifying an additional fee, this Authority did not invite payment of any additional fee.

3. As only some of the required additional search fees were timely paid by the applicant, this International Search Report covers only those claims for which fees were paid, specifically claims Nos.:

4. No required additional search fees were timely paid by the applicant. Consequently, this International Search Report is restricted to the invention first mentioned in the claims; it is covered by claims Nos.:

Remark on Protest

- The additional search fees were accompanied by the applicant's protest.
- No protest accompanied the payment of additional search fees.

FURTHER INFORMATION CONTINUED FROM PCT/ISA/ 210

Continuation of Box I.1

Although claims 11-13,16-17,23-25,28-30,35-39 (as far as in vivo methods are concerned) and claims 14,15,18-22 are directed to a method of treatment of (or to a diagnostic method practised on) the human/animal body, the search has been carried out and based on the alleged effects of the compound/composition.

Continuation of Box I.2

Claims Nos.: 33 34

Claims 33 and 34 relate to a histone deacetylase protein inhibitor which is characterised solely by the method for its obtention. The claims relate thus to a compound defined by reference to a desirable property (HDAC inhibition). Therefore, the claims cover all compounds having this property. In the present case, the claims so lack support, and the application so lacks disclosure, that a meaningful search is impossible. Independent of the above reasoning, the claims also lack clarity (Article 6 PCT). An attempt is made to define the compound by reference to a result to be achieved. Again, this lack of clarity in the present case is such as to render a meaningful search impossible. Consequently, no search has been carried out for claims 33 and 34.

The applicant's attention is drawn to the fact that claims, or parts of claims, relating to inventions in respect of which no international search report has been established need not be the subject of an international preliminary examination (Rule 66.1(e) PCT). The applicant is advised that the EPO policy when acting as an International Preliminary Examining Authority is normally not to carry out a preliminary examination on matter which has not been searched. This is the case irrespective of whether or not the claims are amended following receipt of the search report or during any Chapter II procedure.

INTERNATIONAL SEARCH REPORT

Information on patent family members

International Application No
PCT/IB 00/01252

Patent document cited in search report	Publication date	Patent family member(s)	Publication date
WO 9735990 A	02-10-1997	AU 2990597 A	17-10-1997
WO 9631600 A	10-10-1996	AU 5325696 A	23-10-1996
WO 0023112 A	27-04-2000	AU 6519499 A	08-05-2000